



**Karnatak University's,
KARNATAK SCIENCE COLLEGE, DHARWA
NAAC Accredited**



Phone No: 0836-2215410 & 2215400 Fax: 0836-2744334
Email: principal.kscd@gmail.com Web: www.kscd.ac.in

2.6.2: Attainment of POs and COs are evaluated.

PROGRAMME OUTCOME ATTAINMENT

2018-2023

COURSE: B.Sc. (CS) V & VI SEM

SUBJECT: COMPUTER SCIENCE

B.SC. (CS) V SEM 2018-19									
	CO1	CO2	CO3	CO4	CO5	CO6	CO7	AVERAGE	COURSE ATTAINMENT
IA LEVEL	2.00	3.00	3.00	3.00	3.00	3.00	4.00	3.00	0.60
SE LEVEL	3.00	4.00	3.00	4.00	4.00	4.00	4.00	3.71	2.97
AVERAGE	2.50	3.50	3.00	3.50	3.50	3.50	4.00	3.36	
ATTAINMENT	2.23	3.13	2.68	3.13	3.13	3.13	3.57	3.00	2.68
OVERALL ATTAINMENT OF THE COURSE									3.57
PO ATTAINMENT OF B.Sc.(CS)									3.00
B.SC. (CS) V SEM 2018-19									
	CO1	CO2	CO3	CO4	CO5	CO6	CO7	AVERAGE	COURSE ATTAINMENT
IA LEVEL	4.00	4.00	4.00	4.00	2.00	4.00	4.00	3.71	0.74
SE LEVEL	4.00	4.00	2.00	4.00	3.00	4.00	4.00	3.57	2.86
AVERAGE	4.00	4.00	3.00	4.00	2.50	4.00	4.00	3.64	
ATTAINMENT	3.60	3.60	2.70	3.60	2.25	3.60	3.60	3.28	2.95
OVERALL ATTAINMENT OF THE COURSE									3.60
PO ATTAINMENT OF B.Sc.(CS)									3.28
B.SC. (CS) V SEM 2020-21									
	CO1	CO2	CO3	CO4	CO5	CO6	CO7	AVERAGE	COURSE ATTAINMENT
IA LEVEL	4.00	4.00	4.00	4.00	4.00	4.00	4.00	4.00	0.80
SE LEVEL	4.00	4.00	3.00	4.00	3.00	4.00	4.00	3.71	2.97
AVERAGE	4.00	4.00	3.50	4.00	3.50	4.00	4.00	3.86	
ATTAINMENT	3.77	3.77	3.30	3.77	3.30	3.77	3.77	3.64	3.43
OVERALL ATTAINMENT OF THE COURSE									3.77
PO ATTAINMENT OF B.Sc.(CS)									3.64
B.SC. (CS) V SEM 2021-22									
	CO1	CO2	CO3	CO4	CO5	CO6	CO7	AVERAGE	COURSE ATTAINMENT
IA LEVEL	4.00	4.00	4.00	4.00	4.00	4.00	4.00	4.00	0.80
SE LEVEL	4.00	4.00	4.00	4.00	3.00	4.00	4.00	3.86	3.09
AVERAGE	4.00	4.00	4.00	4.00	3.50	4.00	4.00	3.93	
ATTAINMENT	3.89	3.89	3.89	3.89	3.40	3.89	3.89	3.82	3.71
OVERALL ATTAINMENT OF THE COURSE									3.89

PO ATTAINMENT OF B.Sc.(CS)								3.82	
B.SC. (CS) V SEM 2022-23									
	CO1	CO2	CO3	CO4	CO5	CO6		AVERAGE	COURSE ATTAINMENT
IA LEVEL	2.00	4.00	4.00	4.00	4.00	4.00		3.67	0.73
SE LEVEL	4.00	4.00	4.00	4.00	4.00	4.00		4.00	3.20
AVERAGE	3.00	4.00	4.00	4.00	4.00	4.00		3.83	
ATTAINMENT	2.95	3.93	3.93	3.93	3.93	3.93		3.77	3.71
OVERALL ATTAINMENT OF THE COURSE									3.94
PO ATTAINMENT OF B.Sc.(CS)									3.80

B.SC. (CS) VI SEM 2018-19									
	CO1	CO2	CO3	CO4	CO5		AVERAGE	COURSE ATTAINMENT	
IA LEVEL	3.00	3.00	3.00	3.00	4.00		3.20	0.64	
SE LEVEL	4.00	3.00	3.00	4.00	4.00		3.60	2.88	
AVERAGE of Cos	3.50	3.00	3.00	3.50	4.00		3.40		
ATTAINMENT	3.08	2.64	2.64	3.08	3.52				
OVERALL ATTAINMENT OF THE COURSE									3.52
PO ATTAINMENT OF B.Sc.(CS)									2.99
B.SC. (CS) VI SEM 2019-20									
	CO1	CO2	CO3	CO4	CO5		AVERAGE	COURSE ATTAINMENT	
IA LEVEL	4.00	4.00	4.00	4.00	4.00		4.00	0.80	
SE LEVEL	4.00	4.00	4.00	4.00	4.00		4.00	3.20	
AVERAGE of Cos	4.00	4.00	4.00	4.00	4.00		4.00		
ATTAINMENT	4.00	4.00	4.00	4.00	4.00				
OVERALL ATTAINMENT OF THE COURSE									4.00
PO ATTAINMENT OF B.Sc.(CS)									4.00
B.SC. (CS) VI SEM 2020-21									
	CO1	CO2	CO3	CO4	CO5		AVERAGE	COURSE ATTAINMENT	
IA LEVEL	4.00	4.00	4.00	4.00	4.00		4.00	0.80	
SE LEVEL	4.00	3.00	4.00	4.00	4.00		3.80	3.04	
AVERAGE of Cos	4.00	3.50	4.00	4.00	4.00		3.90		
ATTAINMENT	3.84	3.36	3.84	3.84	3.84				
OVERALL ATTAINMENT OF THE COURSE									3.84
PO ATTAINMENT OF B.Sc.(CS)									3.74
B.SC. (CS) VI SEM 2021-22									
	CO1	CO2	CO3	CO4	CO5		AVERAGE	COURSE ATTAINMENT	
IA LEVEL	4.00	4.00	4.00	4.00	4.00		4.00	0.80	
SE LEVEL	4.00	4.00	3.00	4.00	4.00		3.80	3.04	
AVERAGE of Cos	4.00	4.00	3.50	4.00	4.00		3.90		
ATTAINMENT	3.84	3.84	3.36	3.84	3.84				
OVERALL ATTAINMENT OF THE COURSE									3.84

PO ATTAINMENT OF B.Sc.(CS)								3.74
B.SC. (CS) VI SEM 2022-23								
	CO1	CO2	CO3	CO4	CO5		AVERAGE	COURSE ATTAINMENT
IA LEVEL	4.00	4.00	4.00	4.00	4.00		4.00	0.80
SE LEVEL	4.00	4.00	4.00	4.00	4.00		4.00	3.20
AVERAGE of Cos	4.00	4.00	4.00	4.00	4.00		4.00	
ATTAINMENT	4.00	4.00	4.00	4.00	4.00			
OVERALL ATTAINMENT OF THE COURSE								4.00
PO ATTAINMENT OF B.Sc.(CS)								4.00

Course Outcomes of B.Sc.(CS) V & VI Semester 2018-2023

B.Sc (CS) V Semester 2018-2021

- CO 1 SIGNAL AND SYSTEMS
- CO 2 SYSTEM PROGRAMMING
- CO 3 VISUAL BASIC
- CO 4 DATA BASE MANAGEMENT SYSTEMS
- CO 5 INTERNET PROGRAMMING
- CO 6 COMPUTER LAB 5.1
- CO7 COMPUTER LAB 5.2

B.Sc (CS) V Semester 2023

- CO 1 WEB TECHNOLOGIES
- CO 2 MANAGEMENT INFORMATION SYSTEM
- CO 3 COMPUTER NETWORKS
- CO 4 ARTIFICIAL INTELLIGENCE
- CO 5 MINE PROJECT-1
- CO 6 WEB DESIGNING LAB

B.Sc (CS) VI Semester 2018-2021

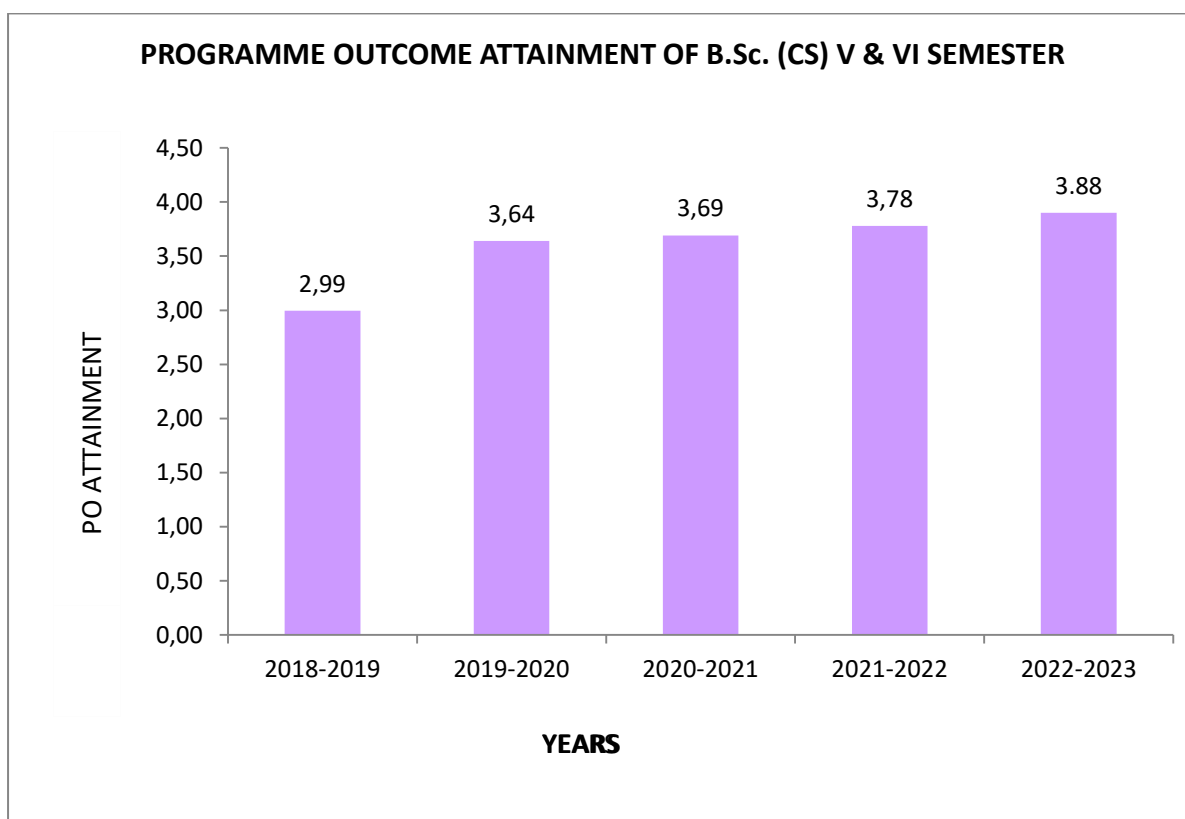
- CO 1 COMPUTER NETWORKS
- CO 2 OPERATING SYSTEMS
- CO 3 INTERNET CONCEPTS & WEB DESIGNING
- CO 4 DIGITAL SIGNAL PROCESSING
- CO 5 PROJECT / VIVA-VOCE

B.Sc (CS) VI Semester 2023

- CO 1 PYTHON PROGRAMMING
- CO 2 DESIGNING AND ANALYSIS OF ALGORITHMS
- CO 3 CYBER SECURITY
- CO 4 CLOUD COMPUTING
- CO 5 MINI PROJECT-II

YEAR-WISE PROGRAMME OUTCOME ATTAINMENT OF B.Sc(CS) V & VI SEMESTER

YEAR	B.Sc. (CS) V & VI SEMESTER
2018-2019	2.99
2019-2020	3.64
2020-2021	3.69
2021-2022	3.78
2022-2023	3.88



PROGRAMME OUTCOME ATTAINMENT

2018-2023

COURSE: BCA V & VI SEM

SUBJECT: COMPUTER APPLICATION

BCA V SEM 2018-19									
	CO1	CO2	CO3	CO4	CO5	CO6	CO7	AVERAGE	COURSE ATTAINMENT
IA LEVEL	4.00	4.00	4.00	2.00	4.00	4.00	4.00	3.71	0.74
SE LEVEL	4.00	4.00	4.00	4.00	4.00	4.00	4.00	4.00	3.20
AVERAGE	4.00	4.00	4.00	3.00	4.00	4.00	4.00	3.86	
CO ATTAINMENT	3.94	3.94	3.94	2.96	3.94	3.94	3.94	3.80	3.75
OVERALL ATTAINMENT OF THE COURSE									3.94
PO ATTAINMENT OF BCA									3.80
BCA V SEM 2019-20									
	CO1	CO2	CO3	CO4	CO5	CO6	CO7	AVERAGE	COURSE ATTAINMENT
IA LEVEL	4.00	4.00	4.00	2.00	2.00	4.00	4.00	3.43	0.69
SE LEVEL	4.00	4.00	3.00	4.00	3.00	4.00	4.00	3.71	2.97
AVERAGE	4.00	4.00	3.50	3.00	2.50	4.00	4.00	3.57	
CO ATTAINMENT	3.66	3.66	3.20	2.74	2.29	3.66	3.66	3.27	2.99
OVERALL ATTAINMENT OF THE COURSE									3.66
PO ATTAINMENT OF BCA									3.27
BCA V SEM 2020-21									
	CO1	CO2	CO3	CO4	CO5	CO6	CO7	AVERAGE	COURSE ATTAINMENT
IA LEVEL	4.00	4.00	4.00	4.00	4.00	4.00	4.00	4.00	0.80
SE LEVEL	4.00	3.00	4.00	4.00	4.00	4.00	4.00	3.86	3.09
AVERAGE	4.00	3.50	4.00	4.00	4.00	4.00	4.00	3.93	
CO ATTAINMENT	3.89	3.40	3.89	3.89	3.89	3.89	3.89	3.82	3.71
OVERALL ATTAINMENT OF THE COURSE									3.89
PO ATTAINMENT OF BCA									3.82
BCA V SEM 2021-22									
	CO1	CO2	CO3	CO4	CO5	CO6	CO7	AVERAGE	COURSE ATTAINMENT
IA LEVEL	4.00	4.00	4.00	4.00	4.00	4.00	4.00	4.00	0.80
SE LEVEL	4.00	4.00	3.00	4.00	4.00	4.00	4.00	3.86	3.09
AVERAGE	4.00	4.00	3.50	4.00	4.00	4.00	4.00	3.93	
CO ATTAINMENT	3.89	3.89	3.40	3.89	3.89	3.89	3.89	3.82	3.71
OVERALL ATTAINMENT OF THE COURSE									3.89
PO ATTAINMENT OF BCA									3.82
BCA V SEM 2022-23									
	CO1	CO2	CO3	CO4	CO5	CO6	CO7	AVERAGE	COURSE ATTAINMENT
IA LEVEL	4.00	4.00	4.00	3.00	4.00	4.00	4.00	3.86	0.77
SE LEVEL	4.00	4.00	4.00	4.00	4.00	4.00	4.00	4.00	3.20
AVERAGE	4.00	4.00	4.00	3.50	4.00	4.00	4.00	3.93	
CO ATTAINMENT	3.97	3.97	3.97	3.48	3.97	3.97	3.97	3.90	3.87
OVERALL ATTAINMENT OF THE COURSE									3.97
PO ATTAINMENT OF BCA									3.90

BCA VI SEM 2018-19

	CO1	CO2	CO3	CO4	CO5		AVERAGE	COURSE ATTAINMENT
IA LEVEL	1.00	4.00	4.00	4.00	4.00		3.40	0.68
SE LEVEL	2.00	4.00	4.00	4.00	4.00		3.60	2.88
AVERAGE of Cos	1.50	4.00	4.00	4.00	4.00		3.50	
CO ATTAINMENT	1.34	3.56	3.56	3.56	3.56			

OVERALL ATTAINMENT OF THE COURSE**PO ATTAINMENT OF BCA****BCA VI SEM 2019-20**

	CO1	CO2	CO3	CO4	CO5		AVERAGE	COURSE ATTAINMENT
IA LEVEL	4.00	4.00	4.00	4.00	4.00		4.00	0.80
SE LEVEL	3.00	4.00	4.00	4.00	4.00		3.80	3.04
AVERAGE of Cos	3.50	4.00	4.00	4.00	4.00		3.90	
CO ATTAINMENT	3.36	3.84	3.84	3.84	3.84			

OVERALL ATTAINMENT OF THE COURSE**PO ATTAINMENT OF BCA****BCA VI SEM 2020-21**

	CO1	CO2	CO3	CO4	CO5		AVERAGE	COURSE ATTAINMENT
IA LEVEL	4.00	4.00	4.00	4.00	4.00		4.00	0.80
SE LEVEL	4.00	4.00	3.00	3.00	4.00		3.60	2.88
AVERAGE of Cos	4.00	4.00	3.50	3.50	4.00		3.80	
CO ATTAINMENT	3.68	3.68	3.22	3.22	3.68			

OVERALL ATTAINMENT OF THE COURSE**PO ATTAINMENT OF BCA****BCA VI SEM 2021-22**

	CO1	CO2	CO3	CO4	CO5		AVERAGE	COURSE ATTAINMENT
IA LEVEL	4.00	4.00	4.00	3.00	4.00		3.80	0.76
SE LEVEL	4.00	4.00	4.00	4.00	3.00		3.80	3.04
AVERAGE of Cos	4.00	4.00	4.00	3.50	3.50		3.80	
CO ATTAINMENT	3.80	3.80	3.80	3.33	3.33			

OVERALL ATTAINMENT OF THE COURSE**PO ATTAINMENT OF BCA****BCA VI SEM 2022-23**

	CO1	CO2	CO3	CO4	CO5		AVERAGE	COURSE ATTAINMENT
IA LEVEL	4.00	4.00	4.00	4.00	3.00		3.80	0.76
SE LEVEL	4.00	4.00	4.00	4.00	4.00		4.00	3.20
AVERAGE of COs	4.00	4.00	4.00	4.00	3.50		3.90	
CO ATTAINMENT	3.96	3.96	3.96	3.96	3.47			

OVERALL ATTAINMENT OF THE COURSE**PO ATTAINMENT OF BCA**

Course Outcomes of BCA V & VI Semester 2018-2023

BCA V Semester 2018-2021

- CO 1 OPERATING SYSTEMS
- CO 2 INTERNET PROGRAMMING
- CO 3 DATABASE MANAGEMENT SYSTEM
- CO 4 SOFTWARE ENGINEERING
- CO 5 OPERATION RESEARCH
- CO 6 COMPUTER LAB - I
- CO7 COMPUTER LAB – II

BCA VI Semester 2018-2021

- CO 1 COMPUTER GRAPHICS
- CO 2 E-COMMERCE & WEB DESIGN
- CO 3 INTRODUCTION TO UNIX
- CO 4 OBJECT ORIENTED SYS. DES.
- CO 5 COMPUTER NETWORKS
- CO 6 PROJECT / VIVA-VOCE

BCA V Semester 2023

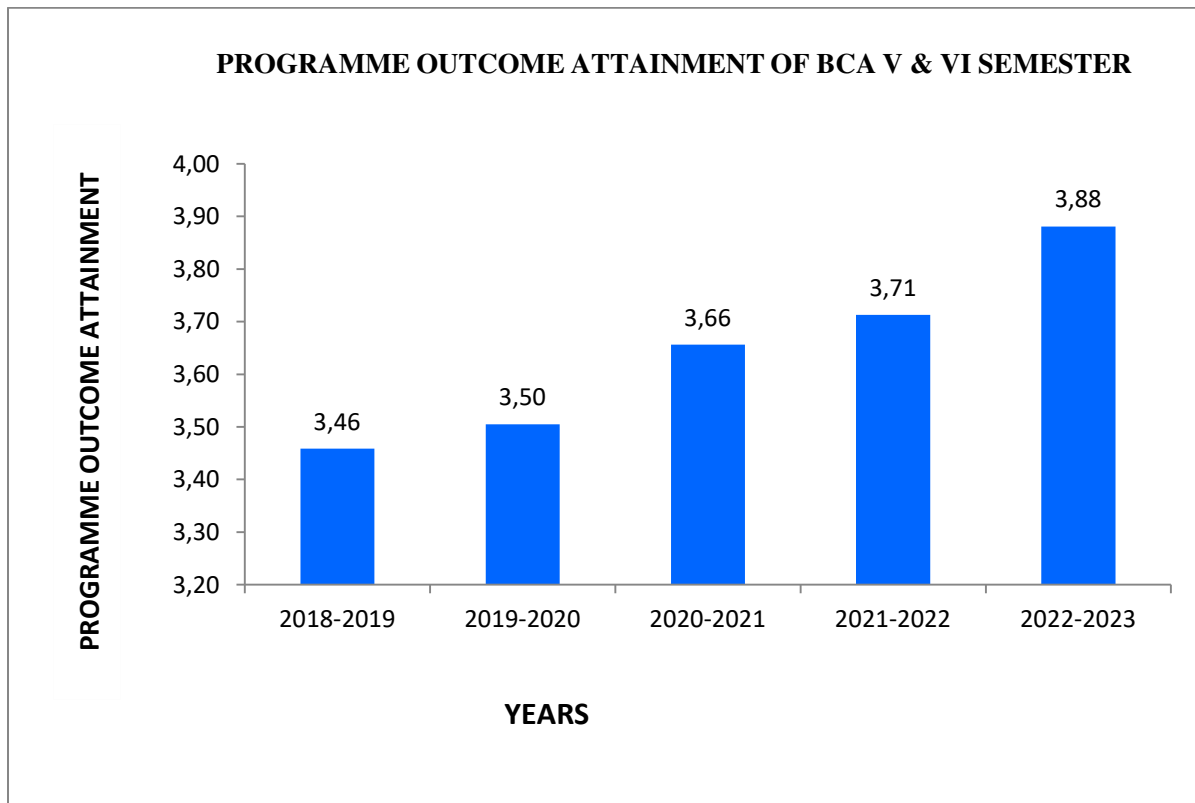
- CO 1 WEB TECHNOLOGIES
- CO 2 MANAGEMENT INFORMATION SYSTEM
- CO 3 COMPUTER NETWORKS
- CO 4 ARTIFICIAL INTELLIGENCE
- CO 5 MINE PROJECT-1
- CO 6 WEB DESIGNING LAB

BCA VI Semester 2023

- CO 1 PYTHON PROGRAMMING
- CO 2 DESIGNING AND ANALYSIS OF ALGORITHMS
- CO 3 CYBER SECURITY
- CO 4 CLOUD COMPUTING
- CO 5 MINI PROJECT-II

YEAR-WISE PROGRAMME OUTCOME ATTAINMENT OF B.CA V & VI SEMESTER

YEAR	BCA V & VI SEMESTER
2018-2019	3.46
2019-2020	3.50
2020-2021	3.66
2021-2022	3.71
2022-2023	3.88



PROGRAMME OUTCOME ATTAINMENT - 2018-2023

(PO 1)

COURSE: B.ScV & VI SEM

SUBJECT: CHEISTRY, BOTANY, ZOOLOGY

B.Sc V SEM 2018-19 CBZ								
	CO1	CO2	CO3	CO4	CO5	CO6	AVERAGE OF COs	COURSE ATTAINMENT
IA LEVEL	4.00	4.00	4.00	4.00	4.00	4.00	4.00	0.80
SE LEVEL	3.00	3.00	4.00	4.00	4.00	4.00	3.67	2.93
AVERAGE of COs	3.50	3.50	4.00	4.00	4.00	4.00	3.83	
ATTAINMENT	3.27	3.27	3.73	3.73	3.73	3.73		
OVERALL ATTAINMENT OF THE COURSE								3.73
PO ATTAINMENT OF CBZ								3.58
B.Sc VI SEM 2018-19 CBZ								
	CO1	CO2	CO3	CO4	CO5	CO6	AVERAGE	COURSE ATTAINMENT
IA LEVEL	4.00	4.00	4.00	4.00	4.00	4.00	4.00	0.80
SE LEVEL	3.00	4.00	4.00	4.00	4.00	4.00	3.83	3.07
AVERAGE of COs	3.50	4.00	4.00	4.00	4.00	4.00	3.92	
ATTAINMENT	3.38	3.87	3.87	3.87	3.87	3.87		
OVERALL ATTAINMENT OF THE COURSE								3.87
PO ATTAINMENT OF CBZ								3.79
B.Sc V SEM 2019-20 CBZ								
	CO1	CO2	CO3	CO4	CO5	CO6	AVERAGE	COURSE ATTAINMENT
IA LEVEL	2.00	4.00	4.00	4.00	4.00	4.00	3.67	0.73
SE LEVEL	4.00	4.00	3.00	4.00	4.00	4.00	3.83	3.07
AVERAGE of COs	3.00	4.00	3.50	4.00	4.00	4.00	3.75	
ATTAINMENT	2.85	3.80	3.33	3.80	3.80	3.80		
OVERALL ATTAINMENT OF THE COURSE								3.80
PO ATTAINMENT OF CBZ								3.56
B.Sc VI SEM 2019-20 CBZ								
	CO1	CO2	CO3	CO4	CO5	CO6	AVERAGE	COURSE ATTAINMENT
IA LEVEL	4.00	4.00	4.00	4.00	4.00	4.00	4.00	0.80
SE LEVEL	3.00	4.00	4.00	3.00	4.00	4.00	3.67	2.93
AVERAGE of COs	3.50	4.00	4.00	3.50	4.00	4.00	3.83	
ATTAINMENT	3.27	3.73	3.73	3.27	3.73	3.73		
OVERALL ATTAINMENT OF THE COURSE								3.73
PO ATTAINMENT OF CBZ								3.58
B.Sc V SEM 2020-21 CBZ								
	CO1	CO2	CO3	CO4	CO5	CO6	AVERAGE	COURSE ATTAINMENT
IA LEVEL	4.00	4.00	4.00	4.00	4.00	4.00	4.00	0.80
SE LEVEL	3.00	4.00	3.00	4.00	4.00	4.00	3.67	2.93
AVERAGE of COs	3.50	4.00	3.50	4.00	4.00	4.00	3.83	
ATTAINMENT	3.27	3.73	3.27	3.73	3.73	3.73		
OVERALL ATTAINMENT OF THE COURSE								3.73
PO ATTAINMENT OF CBZ								3.58

B.Sc VI SEM 2020-21 CBZ								
	CO1	CO2	CO3	CO4	CO5	CO6	AVERAGE	COURSE ATTAINMENT
IA LEVEL	4.00	4.00	4.00	4.00	4.00	4.00	4.00	0.80
SE LEVEL	4.00	4.00	3.00	4.00	4.00	4.00	3.83	3.07
AVERAGE of COs	4.00	4.00	3.50	4.00	4.00	4.00	3.92	
ATTAINMENT	3.87	3.87	3.38	3.87	3.87	3.87		
OVERALL ATTAINMENT OF THE COURSE								3.87
PO ATTAINMENT OF CBZ								3.79
B.Sc V SEM 2021-22 CBZ								
	CO1	CO2	CO3	CO4	CO5	CO6	AVERAGE	COURSE ATTAINMENT
IA LEVEL	4.00	4.00	4.00	4.00	4.00	4.00	4.00	0.80
SE LEVEL	4.00	3.00	4.00	4.00	3.00	4.00	3.67	2.93
AVERAGE of COs	4.00	3.50	4.00	4.00	3.50	4.00	3.83	
ATTAINMENT	3.73	3.27	3.73	3.73	3.27	3.73		
OVERALL ATTAINMENT OF THE COURSE								3.73
PO ATTAINMENT OF CBZ								3.58
B.Sc VI SEM 2021-22 CBZ								
	CO1	CO2	CO3	CO4	CO5	CO6	AVERAGE	COURSE ATTAINMENT
IA LEVEL	4.00	4.00	4.00	3.00	4.00	4.00	3.83	0.77
SE LEVEL	4.00	4.00	4.00	4.00	4.00	4.00	4.00	3.20
AVERAGE of COs	4.00	4.00	4.00	3.50	4.00	4.00	3.92	
ATTAINMENT	3.97	3.97	3.97	3.47	3.97	3.97		
OVERALL ATTAINMENT OF THE COURSE								3.97
PO ATTAINMENT OF CBZ								3.88
B.Sc V SEM 2022-23 CBZ								
	CO1	CO2	CO3	CO4	CO5	CO6	AVERAGE	COURSE ATTAINMENT
IA LEVEL	4.00	4.00	4.00	4.00	4.00	4.00	4.00	0.80
SE LEVEL	3.00	4.00	4.00	4.00	4.00	4.00	3.83	3.07
AVERAGE of COs	3.50	4.00	4.00	4.00	4.00	4.00	3.92	
ATTAINMENT	3.38	3.87	3.87	3.87	3.87	3.87		
OVERALL ATTAINMENT OF THE COURSE								3.87
PO ATTAINMENT OF CBZ								3.79
B.S.C VI SEM 2022-23 CBZ								
	CO1	CO2	CO3	CO4	CO5	CO6	AVERAGE	COURSE ATTAINMENT
IA LEVEL	4.00	4.00	4.00	4.00	3.00	4.00	3.83	0.77
SE LEVEL	4.00	4.00	4.00	4.00	4.00	4.00	4.00	3.20
AVERAGE of COs	4.00	4.00	4.00	4.00	3.50	4.00	3.92	
ATTAINMENT	3.97	3.97	3.97	3.97	3.47	3.97		
OVERALL ATTAINMENT OF THE COURSE								3.97
PO ATTAINMENT OF CBZ								3.88

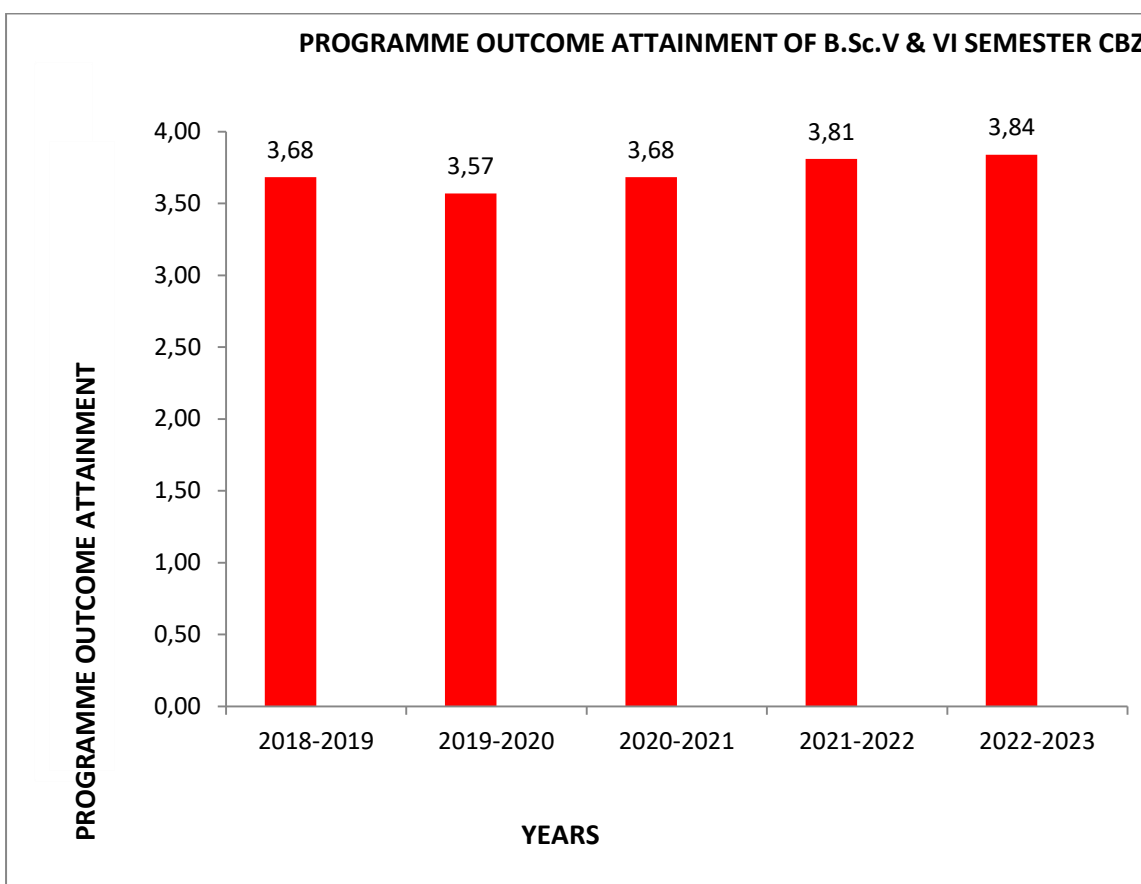
CO1: .CHEMISTRY THEORY PAPER
CO2: .CHEMISTRY PRACTICAL PAPER

CO3: .BOTANY THEORY PAPER
CO4: . BOTANY PRACTICAL PAPER

CO5: ZOOLOGY THEORY PAPER
CO6: ZOOLOGY PRACTICAL PAPER

YEAR-WISE PROGRAMME OUTCOME ATTAINMENT OF B.Sc(CBZ) V & VI SEMESTER

YEAR	B.Sc (CBZ) V & VI SEMESTER
2018-2019	3.68
2019-2020	3.57
2020-2021	3.68
2021-2022	3.81
2022-2023	3.84



PROGRAMME OUTCOME ATTAINMENT - 2018-2023

(PO 2)

COURSE: B.Sc V & VI SEM

SUBJECT: PHYSICS, CHEMISTRY, MATHEMATICS

B.Sc V SEM 2018-19 PCM								
	CO1	CO2	CO3	CO4	CO5		AVERAGE	COURSE ATTAINMENT
IA LEVEL	3.00	4.00	3.00	4.00	3.00		3.40	0.68
SE LEVEL	3.00	4.00	3.00	4.00	4.00		3.60	2.88
AVERAGE of COs	3.00	4.00	3.00	4.00	3.50		3.50	
ATTAINMENT	2.67	3.56	2.67	3.56	3.12			
OVERALL ATTAINMENT OF THE COURSE								3.56
PO ATTAINMENT OF PCM								3.12
B.Sc VI SEM 2018-19 PCM								
	CO1	CO2	CO3	CO4	CO5		AVERAGE	COURSE ATTAINMENT
IA LEVEL	3.00	4.00	3.00	4.00	3.00		3.40	0.68
SE LEVEL	3.00	4.00	4.00	4.00	4.00		3.80	3.04
AVERAGE of COs	3.00	4.00	3.50	4.00	3.50		3.60	
ATTAINMENT	2.79	3.72	3.26	3.72	3.26			
OVERALL ATTAINMENT OF THE COURSE								3.72
PO ATTAINMENT OF PCM								3.35
B.Sc V SEM 2019-20 PCM								
	CO1	CO2	CO3	CO4	CO5		AVERAGE	COURSE ATTAINMENT
IA LEVEL	1.00	4.00	4.00	4.00	4.00		3.40	0.68
SE LEVEL	4.00	4.00	4.00	4.00	4.00		4.00	3.20
AVERAGE of COs	2.50	4.00	4.00	4.00	4.00		3.70	
ATTAINMENT	2.43	3.88	3.88	3.88	3.88			
OVERALL ATTAINMENT OF THE COURSE								3.88
PO ATTAINMENT OF PCM								3.59
B.Sc VI SEM 2019-20 PCM								
	CO1	CO2	CO3	CO4	CO5		AVERAGE	COURSE ATTAINMENT
IA LEVEL	4.00	4.00	3.00	4.00	4.00		3.80	0.76
SE LEVEL	3.00	4.00	4.00	4.00	4.00		3.80	3.04
AVERAGE of COs	3.50	4.00	3.50	4.00	4.00		3.80	
ATTAINMENT	3.33	3.80	3.33	3.80	3.80			
OVERALL ATTAINMENT OF THE COURSE								3.80
PO ATTAINMENT OF PCM								3.61
B.Sc V SEM 2020-21 PCM								
	CO1	CO2	CO3	CO4	CO5		AVERAGE	COURSE ATTAINMENT
IA LEVEL	4.00	4.00	4.00	4.00	4.00		4.00	0.80
SE LEVEL	4.00	4.00	3.00	4.00	4.00		3.80	3.04
AVERAGE of COs	4.00	4.00	3.50	4.00	4.00		3.90	
ATTAINMENT	3.84	3.84	3.36	3.84	3.84			
OVERALL ATTAINMENT OF THE COURSE								3.84

PO ATTAINMENT OF PCM							3.74	
B.Sc VI SEM 2020-21 PCM								
	CO1	CO2	CO3	CO4	CO5		AVERAGE	COURSE ATTAINMENT
IA LEVEL	4.00	3.00	4.00	4.00	4.00		3.80	0.76
SE LEVEL	4.00	4.00	4.00	4.00	4.00		4.00	3.20
AVERAGE of COs	4.00	3.50	4.00	4.00	4.00		3.90	
ATTAINMENT	3.96	3.47	3.96	3.96	3.96			
OVERALL ATTAINMENT OF THE COURSE							3.96	
PO ATTAINMENT OF PCM							3.86	
B.Sc V SEM 2021-22 PCM								
	CO1	CO2	CO3	CO4	CO5		AVERAGE	COURSE ATTAINMENT
IA LEVEL	4.00	3.00	4.00	4.00	4.00		3.80	0.76
SE LEVEL	2.00	4.00	4.00	3.00	4.00		3.40	2.72
AVERAGE of COs	3.00	3.50	4.00	3.50	4.00		3.60	
ATTAINMENT	2.61	3.05	3.48	3.05	3.48			
OVERALL ATTAINMENT OF THE COURSE							3.48	
PO ATTAINMENT OF PCM							3.13	
B.Sc VI SEM 2021-22 PCM								
	CO1	CO2	CO3	CO4	CO5		AVERAGE	COURSE ATTAINMENT
IA LEVEL	4.00	2.00	4.00	4.00	4.00		3.60	0.72
SE LEVEL	2.00	4.00	4.00	4.00	4.00		3.60	2.88
AVERAGE of COs	3.00	3.00	4.00	4.00	4.00		3.60	
ATTAINMENT	2.70	2.70	3.60	3.60	3.60			
OVERALL ATTAINMENT OF THE COURSE							3.60	
PO ATTAINMENT OF PCM							3.24	
B.Sc V SEM 2022-23 PCM								
	CO1	CO2	CO3	CO4	CO5		AVERAGE	COURSE ATTAINMENT
IA LEVEL	4.00	4.00	4.00	4.00	4.00		4.00	0.80
SE LEVEL	3.00	4.00	4.00	4.00	4.00		3.80	3.04
AVERAGE of COs	3.50	4.00	4.00	4.00	4.00		3.90	
ATTAINMENT	3.36	3.84	3.84	3.84	3.84			
OVERALL ATTAINMENT OF THE COURSE							3.84	
PO ATTAINMENT OF PCM							3.74	
B.Sc VI SEM 2022-23 PCM								
	CO1	CO2	CO3	CO4	CO5		AVERAGE	COURSE ATTAINMENT
IA LEVEL	2.00	4.00	3.00	4.00	3.00		3.20	0.64
SE LEVEL	4.00	4.00	4.00	4.00	4.00		4.00	3.20
AVERAGE of COs	3.00	4.00	3.50	4.00	3.50		3.60	
ATTAINMENT	2.88	3.84	3.36	3.84	3.36			
OVERALL ATTAINMENT OF THE COURSE							3.84	
PO ATTAINMENT OF PCM							3.46	

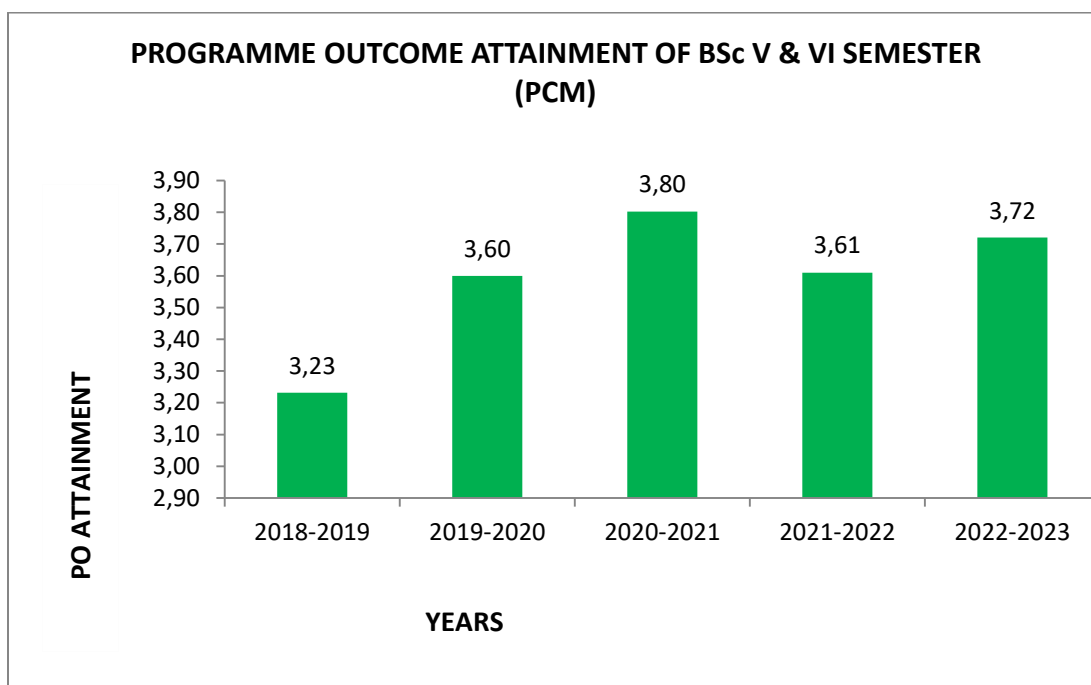
CO1: . PHYSICS THEORY PAPER
CO2: . PHYSICS PRACTICAL PAPER

CO3: . CHEMISTRY THEORY PAPER
CO4: . CHEMISTRY PRACTICAL PAPER

CO5: . MATHEMATICS THEORY PAPER
CO6: . MATHEMATICS PRACTICAL PAPER

YEAR-WISE PROGRAMME OUTCOME ATTAINMENT OF B.Sc(PCM) V & VI SEMESTER

YEAR	POs PCM
2018-2019	3.23
2019-2020	3.60
2020-2021	3.80
2021-2022	3.61
2022-2023	3.60



PROGRAMME OUTCOME ATTAINMENT - 2018-2023

(PO 3)

COURSE: B.Sc V & VI SEM

SUBJECT: BIOTECHNOLOGY, CHEMISTRY, BOTANY/ZOOLOGY

B.SC V SEM 2018-19 BT								
	CO1	CO2	CO3	CO4	CO5	CO6	AVERAGE	COURSE ATTAINMENT
IA LEVEL	4.00	4.00	3.00	4.00	4.00	4.00	3.83	0.77
SE LEVEL	4.00	4.00	3.00	4.00	4.00	4.00	3.83	3.07
AVERAGE of COs	4.00	4.00	3.00	4.00	4.00	4.00	3.83	
ATTAINMENT	3.83	3.83	2.88	3.83	3.83	3.83		
OVERALL ATTAINMENT OF THE COURSE								3.83
PO ATTAINMENT OF BIOTECHNOLOGY								3.67
B.SC VI SEM 2018-19 BT								
	CO1	CO2	CO3	CO4	CO5	CO6	AVERAGE	COURSE ATTAINMENT
IA LEVEL	4.00	4.00	4.00	4.00	4.00	4.00	4.00	0.80
SE LEVEL	4.00	4.00	4.00	4.00	4.00	3.00	3.83	3.07
AVERAGE of COs	4.00	4.00	4.00	4.00	4.00	3.50	3.92	
ATTAINMENT	3.87	3.87	3.87	3.87	3.87	3.38		
OVERALL ATTAINMENT OF THE COURSE								3.87
PO ATTAINMENT OF BIOTECHNOLOGY								3.79
B.SC V SEM 2019-20 BT								
	CO1	CO2	CO3	CO4	CO5	CO6	AVERAGE	COURSE ATTAINMENT
IA LEVEL	4.00	4.00	2.00	4.00	3.00	4.00	4.00	0.80
SE LEVEL	4.00	4.00	4.00	3.00	4.00	4.00	4.00	3.20
AVERAGE of COs	4.00	4.00	3.00	3.50	3.50	4.00	3.67	
ATTAINMENT	4.00	4.00	3.00	3.50	3.50	4.00		
OVERALL ATTAINMENT OF THE COURSE								4.00
PO ATTAINMENT OF BIOTECHNOLOGY								3.67
B.SC VI SEM 2019-20 BT								
	CO1	CO2	CO3	CO4	CO5	CO6	AVERAGE	COURSE ATTAINMENT
IA LEVEL	4.00	4.00	4.00	4.00	4.00	4.00	4.00	0.80
SE LEVEL	3.00	4.00	4.00	4.00	4.00	4.00	4.00	3.20
AVERAGE of COs	3.50	4.00	4.00	4.00	4.00	4.00	3.92	
ATTAINMENT	3.50	4.00	4.00	4.00	4.00	4.00		
OVERALL ATTAINMENT OF THE COURSE								4.00
PO ATTAINMENT OF BIOTECHNOLOGY								3.92
B.SC V SEM 2020-21 BT								
	CO1	CO2	CO3	CO4	CO5	CO6	AVERAGE	COURSE ATTAINMENT
IA LEVEL	4.00	4.00	3.00	4.00	4.00	4.00	3.83	0.77
SE LEVEL	4.00	4.00	4.00	4.00	2.00	4.00	3.67	2.93
AVERAGE of COs	4.00	4.00	3.50	4.00	3.00	4.00	3.75	
ATTAINMENT	3.70	3.70	3.24	3.70	2.78	3.70		
OVERALL ATTAINMENT OF THE COURSE								3.70

PO ATTAINMENT OF BIOTECHNOLOGY								3.47
B.SC VI SEM 2020-21 BT								
	CO1	CO2	CO3	CO4	CO5	CO6	AVERAGE	COURSE ATTAINMENT
IA LEVEL	4.00	4.00	4.00	4.00	4.00	4.00	4.00	0.80
SE LEVEL	4.00	4.00	3.00	4.00	4.00	4.00	3.83	3.07
AVERAGE of COs	4.00	4.00	3.50	4.00	4.00	4.00	3.92	
ATTAINMENT	3.87	3.87	3.38	3.87	3.87	3.87		
OVERALL ATTAINMENT OF THE COURSE								3.87
PO ATTAINMENT OF BIOTECHNOLOGY								3.79
B.SC V SEM 2021-22 BT								
	CO1	CO2	CO3	CO4	CO5	CO6	AVERAGE	COURSE ATTAINMENT
IA LEVEL	4.00	4.00	3.00	4.00	4.00	4.00	3.83	0.77
SE LEVEL	4.00	4.00	4.00	4.00	4.00	4.00	4.00	3.20
AVERAGE of COs	4.00	4.00	3.50	4.00	4.00	4.00	3.92	
ATTAINMENT	3.97	3.97	3.47	3.97	3.97	3.97		
OVERALL ATTAINMENT OF THE COURSE								3.97
PO ATTAINMENT OF BIOTECHNOLOGY								3.88
B.SC VI SEM 2021-22 BT								
	CO1	CO2	CO3	CO4	CO5	CO6	AVERAGE	COURSE ATTAINMENT
IA LEVEL	4.00	4.00	4.00	4.00	2.00	4.00	3.67	0.73
SE LEVEL	4.00	4.00	4.00	4.00	4.00	4.00	4.00	3.20
AVERAGE of COs	4.00	4.00	4.00	4.00	3.00	4.00	3.83	
ATTAINMENT	3.93	3.93	3.93	3.93	2.95	3.93		
OVERALL ATTAINMENT OF THE COURSE								3.93
PO ATTAINMENT OF BIOTECHNOLOGY								3.77
B.SC V SEM 2022-23 BIOTECHNOLOGY								
	CO1	CO2	CO3	CO4	CO5	CO6	AVERAGE	COURSE ATTAINMENT
IA LEVEL	4.00	4.00	4.00	4.00	4.00	4.00	4.00	0.80
SE LEVEL	4.00	4.00	3.00	4.00	4.00	4.00	3.83	3.07
AVERAGE of COs	4.00	4.00	3.50	4.00	4.00	4.00	3.92	
ATTAINMENT	3.87	3.87	3.38	3.87	3.87	3.87		
OVERALL ATTAINMENT OF THE COURSE								3.87
PO ATTAINMENT OF BIOTECHNOLOGY								3.79
B.SC VI SEM 2022-23 BIOTECHNOLOGY								
	CO1	CO2	CO3	CO4	CO5	CO6	AVERAGE	COURSE ATTAINMENT
IA LEVEL	4.00	4.00	4.00	4.00	4.00	4.00	4.00	0.80
SE LEVEL	4.00	4.00	4.00	4.00	4.00	4.00	4.00	3.20
AVERAGE of COs	4.00	4.00	4.00	4.00	4.00	4.00	4.00	
ATTAINMENT	4.00	4.00	4.00	4.00	4.00	4.00		
OVERALL ATTAINMENT OF THE COURSE								4.00
PO ATTAINMENT OF BIOTECHNOLOGY								4.00

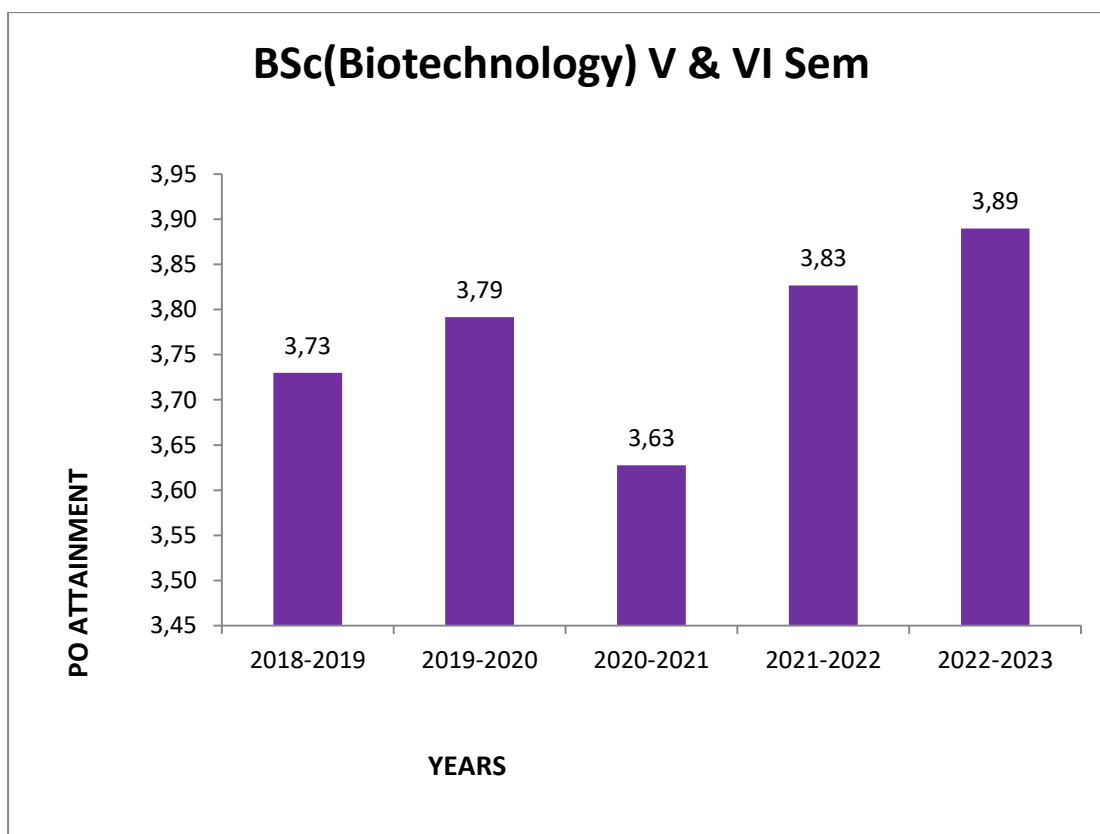
CO1: . Biotechnology Theory Paper
CO2: . Biotechnology Practical Paper

CO3: . Chemistry Theory Paper
CO4: . Chemistry Practical Paper

CO5: . Botany/Zoology Theory Paper
CO6: . Botany/Zoology Practical Paper

YEAR-WISE PROGRAMME OUTCOME ATTAINMENT OF B.Sc(BIOTECHNOLOGY) V & VI SEMESTER

YEAR	POs BIOTECHNOLOGY
2018-2019	3.73
2019-2020	3.79
2020-2021	3.63
2021-2022	3.83
2022-2023	3.89



PROGRAMME OUTCOME ATTAINMENT - 2018-2023

(PO 4)

COURSE: B.ScV & VI SEM

SUBJECT: MICROBIOLOGY, CHEMISTRY, BOTANY/ZOOLOGY

B.SC V SEM 2018-19 MICROBIOLOGY								
	CO1	CO2	CO3	CO4	CO5	CO6	AVERAGE	COURSE ATTAINMENT
IA LEVEL	4.00	4.00	4.00	4.00	4.00	4.00	4.00	0.80
SE LEVEL	4.00	4.00	3.00	3.00	3.00	4.00	3.50	2.80
AVERAGE of COs	4.00	4.00	3.50	3.50	3.50	4.00	3.75	
ATTAINMENT	3.60	3.60	3.15	3.15	3.15	3.60		
OVERALL ATTAINMENT OF THE COURSE								3.60
PO ATTAINMENT OF MICROBIOLOGY								3.38
B.SC VI SEM 2018-19 MICROBIOLOGY								
	CO1	CO2	CO3	CO4	CO5	CO6	AVERAGE	COURSE ATTAINMENT
IA LEVEL	4.00	4.00	4.00	4.00	4.00	4.00	4.00	0.80
SE LEVEL	4.00	4.00	3.00	4.00	4.00	3.00	3.67	2.93
AVERAGE of COs	4.00	4.00	3.50	4.00	4.00	3.50	3.83	
ATTAINMENT	3.73	3.73	3.27	3.73	3.73	3.27		
OVERALL ATTAINMENT OF THE COURSE								3.73
PO ATTAINMENT OF MICROBIOLOGY								3.58
B.SC V SEM 2019-20 MICROBIOLOGY								
	CO1	CO2	CO3	CO4	CO5	CO6	AVERAGE	COURSE ATTAINMENT
IA LEVEL	4.00	4.00	4.00	3.00	4.00	4.00	3.83	0.77
SE LEVEL	4.00	4.00	4.00	3.00	3.00	4.00	3.67	2.93
AVERAGE of COs	4.00	4.00	4.00	3.00	3.50	4.00	3.75	
ATTAINMENT	3.70	3.70	3.70	2.78	3.24	3.70		
OVERALL ATTAINMENT OF THE COURSE								3.70
PO ATTAINMENT OF MICROBIOLOGY								3.47
B.SC VI SEM 2019-20 MICROBIOLOGY								
	CO1	CO2	CO3	CO4	CO5	CO6	AVERAGE	COURSE ATTAINMENT
IA LEVEL	4.00	3.00	4.00	4.00	4.00	4.00	3.83	0.77
SE LEVEL	4.00	4.00	4.00	3.00	4.00	4.00	3.83	3.07
AVERAGE of COs	4.00	3.50	4.00	3.50	4.00	4.00	3.83	
ATTAINMENT	3.83	3.35	3.83	3.35	3.83	3.83		
OVERALL ATTAINMENT OF THE COURSE								3.83
PO ATTAINMENT OF MICROBIOLOGY								3.67
B.SC V SEM 2020-21 MICROBIOLOGY								
	CO1	CO2	CO3	CO4	CO5	CO6	AVERAGE	COURSE ATTAINMENT
IA LEVEL	4.00	4.00	3.00	4.00	4.00	4.00	3.83	0.77
SE LEVEL	4.00	4.00	4.00	3.00	3.00	4.00	3.67	2.93
AVERAGE of COs	4.00	4.00	3.50	3.50	3.50	4.00	3.75	
ATTAINMENT	3.70	3.70	3.24	3.24	3.24	3.70		
OVERALL ATTAINMENT OF THE COURSE								3.70
PO ATTAINMENT OF MICROBIOLOGY								3.47

B.SC VI SEM 2020-21 MICROBIOLOGY								
	CO1	CO2	CO3	CO4	CO5	CO6	AVERAGE	COURSE ATTAINMENT
IA LEVEL	4.00	4.00	3.00	4.00	3.00	4.00	3.67	0.73
SE LEVEL	4.00	4.00	3.00	4.00	4.00	4.00	3.83	3.07
AVERAGE of COs	4.00	4.00	3.00	4.00	3.50	4.00	3.75	
ATTAINMENT	3.80	3.80	2.85	3.80	3.33	3.80		
OVERALL ATTAINMENT OF THE COURSE								3.80
PO ATTAINMENT OF MICROBIOLOGY								3.56
B.SC V SEM 2021-22 MICROBIOLOGY								
	CO1	CO2	CO3	CO4	CO5	CO6	AVERAGE	COURSE ATTAINMENT
IA LEVEL	4.00	4.00	3.00	2.00	4.00	4.00	3.50	0.70
SE LEVEL	4.00	4.00	4.00	4.00	3.00	4.00	3.83	3.07
AVERAGE of COs	4.00	4.00	3.50	3.00	3.50	4.00	3.67	
ATTAINMENT	3.77	3.77	3.30	2.83	3.30	3.77		
OVERALL ATTAINMENT OF THE COURSE								3.77
PO ATTAINMENT OF MICROBIOLOGY								3.45
B.SC VI SEM 2021-22 MICROBIOLOGY								
	CO1	CO2	CO3	CO4	CO5	CO6	AVERAGE	COURSE ATTAINMENT
IA LEVEL	4.00	4.00	4.00	4.00	4.00	4.00	4.00	0.80
SE LEVEL	4.00	4.00	3.00	4.00	4.00	4.00	3.83	3.07
AVERAGE of COs	4.00	4.00	3.50	4.00	4.00	4.00	3.92	
ATTAINMENT	3.87	3.87	3.38	3.87	3.87	3.87		
OVERALL ATTAINMENT OF THE COURSE								3.87
PO ATTAINMENT OF MICROBIOLOGY								3.79
B.SC VI SEM 2022-23 MICROBIOLOGY								
	CO1	CO2	CO3	CO4	CO5	CO6	AVERAGE	COURSE ATTAINMENT
IA LEVEL	4.00	4.00	4.00	4.00	3.00	4.00	3.83	0.77
SE LEVEL	4.00	4.00	4.00	4.00	3.00	4.00	3.83	3.07
AVERAGE of COs	4.00	4.00	4.00	4.00	3.00	4.00	3.83	
ATTAINMENT	3.83	3.83	3.83	3.83	2.88	3.83		
OVERALL ATTAINMENT OF THE COURSE								3.83
PO ATTAINMENT OF MICROBIOLOGY								3.67
B.SC VI SEM 2022-23 MICROBIOLOGY								
	CO1	CO2	CO3	CO4	CO5	CO6	AVERAGE	COURSE ATTAINMENT
IA LEVEL	4.00	4.00	4.00	4.00	4.00	4.00	4.00	0.80
SE LEVEL	4.00	4.00	4.00	4.00	3.00	4.00	3.83	3.07
AVERAGE of COs	4.00	4.00	4.00	4.00	3.50	4.00	3.92	
ATTAINMENT	3.87	3.87	3.87	3.87	3.38	3.87		
OVERALL ATTAINMENT OF THE COURSE								3.87
PO ATTAINMENT OF MICROBIOLOGY								3.79

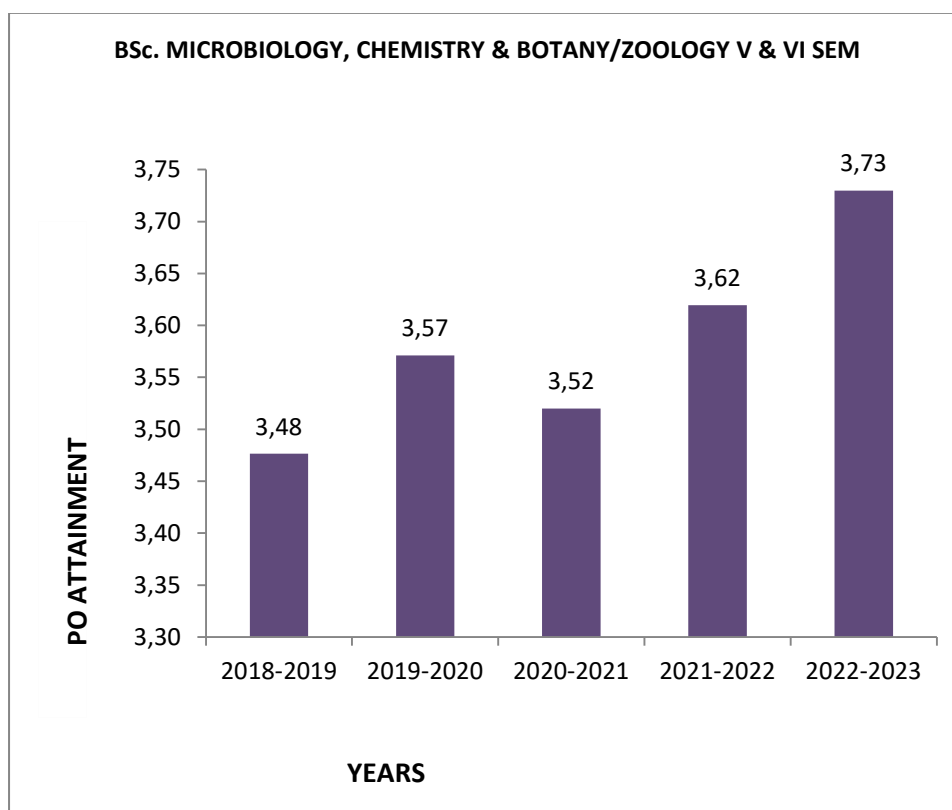
CO1: . Microbiology Theory Paper
CO2: . Microbiology Practical Paper

CO3: . Chemistry Theory Paper
CO4: . Chemistry Practical Paper

CO5: . Botany/Zoology Theory Paper
CO6: . Botany/Zoology Practical

**YEAR-WISE PROGRAMME OUTCOME ATTAINMENT OF
B.Sc (MICROBIOLOGY) V & VI SEMESTER**

YEAR	BSc(MICROBIOLOGY) V & VI SEM
2018-2019	3.48
2019-2020	3.57
2020-2021	3.52
2021-2022	3.62
2022-2023	3.73



PROGRAMME OUTCOME ATTAINMENT - 2018-2023

(PO 5)

COURSE: B.ScV & VI SEM

SUBJECT: MATHEMATICS, PHYSICS, ELECTRONICS

B.SC V SEM 2018-19 ELECTRONICS								
	CO1	CO2	CO3	CO4	CO5		AVERAGE	COURSE ATTAINMENT
IA LEVEL	4.00	4.00	4.00	4.00	4.00	0.00	4.00	0.80
SE LEVEL	4.00	4.00	3.00	4.00	4.00	0.00	3.80	3.04
AVERAGE of COs	4.00	4.00	3.50	4.00	4.00	0.00	3.90	
ATTAINMENT	3.84	3.84	3.36	3.84	3.84	0.00		
OVERALL ATTAINMENT OF THE COURSE								3.84
PO ATTAINMENT OF ELECTRONICS								3.74
B.SC VI SEM 2018-19 ELECTRONICS								
	CO1	CO2	CO3	CO4	CO5		AVERAGE	COURSE ATTAINMENT
IA LEVEL	4.00	3.00	4.00	4.00	4.00	0.00	3.80	0.76
SE LEVEL	4.00	3.00	4.00	4.00	4.00	0.00	3.80	3.04
AVERAGE of COs	4.00	3.00	4.00	4.00	4.00	0.00	3.80	
ATTAINMENT	3.80	2.85	3.80	3.80	3.80	0.00		
OVERALL ATTAINMENT OF THE COURSE								3.80
PO ATTAINMENT OF ELECTRONICS								3.61
B.SC V SEM 2019-20 ELECTRONICS								
	CO1	CO2	CO3	CO4	CO5		AVERAGE	COURSE ATTAINMENT
IA LEVEL	4.00	2.00	4.00	4.00	4.00	0.00	3.60	0.72
SE LEVEL	4.00	4.00	4.00	3.00	4.00	0.00	3.80	3.04
AVERAGE of COs	4.00	3.00	4.00	3.50	4.00	0.00	3.70	
ATTAINMENT	3.76	2.82	3.76	3.29	3.76	0.00		
OVERALL ATTAINMENT OF THE COURSE								3.76
PO ATTAINMENT OF ELECTRONICS								3.48
B.SC VI SEM 2019-20 ELECTRONICS								
	CO1	CO2	CO3	CO4	CO5		AVERAGE	COURSE ATTAINMENT
IA LEVEL	4.00	4.00	4.00	4.00	4.00	0.00	4.00	0.80
SE LEVEL	3.00	4.00	4.00	4.00	4.00	0.00	3.80	3.04
AVERAGE of COs	3.50	4.00	4.00	4.00	4.00	0.00	3.90	
ATTAINMENT	3.36	3.84	3.84	3.84	3.84	0.00		
OVERALL ATTAINMENT OF THE COURSE								3.84
PO ATTAINMENT OF ELECTRONICS								3.74
B.SC V SEM 2020-21 ELECTRONICS								
	CO1	CO2	CO3	CO4	CO5		AVERAGE	COURSE ATTAINMENT
IA LEVEL	2.00	4.00	3.00	4.00	4.00	0.00	3.40	0.68
SE LEVEL	4.00	4.00	4.00	3.00	4.00	0.00	3.80	3.04
AVERAGE of COs	3.00	4.00	3.50	3.50	4.00	0.00	3.60	
ATTAINMENT	2.79	3.72	3.26	3.26	3.72	0.00		
OVERALL ATTAINMENT OF THE COURSE								3.72

PO ATTAINMENT OF ELECTRONICS								3.35
B.SC VI SEM 2020-21 ELECTRONICS								
	CO1	CO2	CO3	CO4	CO5		AVERAGE	COURSE ATTAINMENT
IA LEVEL	4.00	3.00	4.00	4.00	4.00	0.00	3.80	0.76
SE LEVEL	3.00	4.00	4.00	4.00	3.00	0.00	3.60	2.88
AVERAGE of COs	3.50	3.50	4.00	4.00	3.50	0.00	3.70	
ATTAINMENT	3.19	3.19	3.64	3.64	3.19	0.00		
OVERALL ATTAINMENT OF THE COURSE								3.64
PO ATTAINMENT OF ELECTRONICS								3.37
B.SC V SEM 2021-22 ELECTRONICS								
	CO1	CO2	CO3	CO4	CO5		AVERAGE	COURSE ATTAINMENT
IA LEVEL	4.00	3.00	4.00	4.00	4.00		3.80	0.76
SE LEVEL	3.00	4.00	3.00	4.00	4.00		3.60	2.88
AVERAGE of COs	3.50	3.50	3.50	4.00	4.00		3.70	
ATTAINMENT	3.19	3.19	3.19	3.64	3.64			
OVERALL ATTAINMENT OF THE COURSE								3.64
PO ATTAINMENT OF ELECTRONICS								3.37
B.SC VI SEM 2021-22 ELECTRONICS								
	CO1	CO2	CO3	CO4	CO5		AVERAGE	COURSE ATTAINMENT
IA LEVEL	4.00	4.00	3.00	4.00	4.00		3.80	0.76
SE LEVEL	4.00	4.00	4.00	3.00	4.00		3.80	3.04
AVERAGE of COs	4.00	4.00	3.50	3.50	4.00		3.80	
ATTAINMENT	3.80	3.80	3.33	3.33	3.80			
OVERALL ATTAINMENT OF THE COURSE								3.80
PO ATTAINMENT OF ELECTRONICS								3.61
B.SC V SEM 2022-23 ELECTRONICS								
	CO1	CO2	CO3	CO4	CO5		AVERAGE	COURSE ATTAINMENT
IA LEVEL	3.00	4.00	4.00	4.00	4.00	0.00	3.80	0.76
SE LEVEL	4.00	4.00	3.00	4.00	3.00	0.00	3.60	2.88
AVERAGE of COs	3.50	4.00	3.50	4.00	3.50	0.00	3.70	
ATTAINMENT	3.19	3.64	3.19	3.64	3.19	0.00		
OVERALL ATTAINMENT OF THE COURSE								3.64
PO ATTAINMENT OF ELECTRONICS								3.37
B.SC VI SEM 2022-23 ELECTRONICS								
	CO1	CO2	CO3	CO4	CO5		AVERAGE	COURSE ATTAINMENT
IA LEVEL	4.00	4.00	4.00	4.00	3.00	0.00	3.80	0.76
SE LEVEL	4.00	4.00	4.00	4.00	4.00	0.00	4.00	3.20
AVERAGE of COs	4.00	4.00	4.00	4.00	3.50	0.00	3.90	
ATTAINMENT	3.96	3.96	3.96	3.96	3.47	0.00		
OVERALL ATTAINMENT OF THE COURSE								3.96
PO ATTAINMENT OF ELECTRONICS								3.86

CO1: Mathematics Theory Paper

CO2: . Mathematics Practical

CO3: . Physics Theory Paper

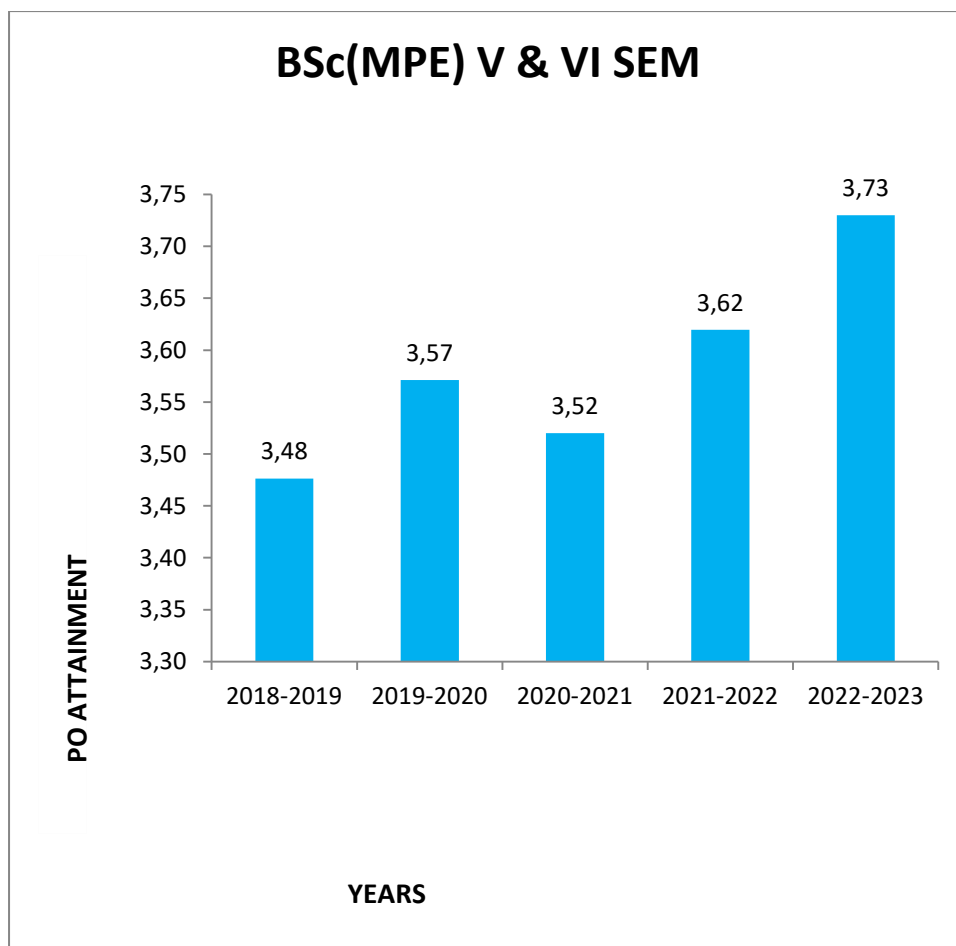
CO4: . Physics Practical Paper

CO5: . Electronics Theory Paper

CO6: . Electronics Practical Paper

**YEAR-WISE PROGRAMME OUTCOME ATTAINMENT OF
B.Sc. (ELECTRONICS) V & VI SEMESTER**

YEAR	BSc (ELECTRONICS) V & VI SEM
2018-2019	3.48
2019-2020	3.57
2020-2021	3.52
2021-2022	3.62
2022-2023	3.73



PROGRAMME OUTCOME ATTAINMENT - 2018-2023

(PO 6)

COURSE: B.ScV & VI SEM

SUBJECT: FORENSIC SCIENCE, AND ALLIED SUBJECTS

B.SC V SEM 2018-19 FSC								
	CO1	CO2	CO3	CO4	CO5	CO6	AVERAGE	COURSE ATTAINMENT
IA LEVEL	4.00	4.00	4.00	4.00	4.00	3.00	3.83	0.77
SE LEVEL	4.00	4.00	3.00	3.00	4.00	3.00	3.50	2.80
AVERAGE of COs	4.00	4.00	3.50	3.50	4.00	3.00	3.67	
ATTAINMENT	3.57	3.57	3.12	3.12	3.57	2.68		
OVERALL ATTAINMENT OF THE COURSE								3.57
PO ATTAINMENT OF FSc								3.27
B.SC VI SEM 2018-19 FSC								
	CO1	CO2	CO3	CO4	CO5	CO6	AVERAGE	COURSE ATTAINMENT
IA LEVEL	4.00	4.00	4.00	3.00	3.00	4.00	3.67	0.73
SE LEVEL	4.00	4.00	3.00	3.00	4.00	3.00	3.50	2.80
AVERAGE of COs	4.00	4.00	3.50	3.00	3.50	3.50	3.58	
ATTAINMENT	3.53	3.53	3.09	2.65	3.09	3.09		
OVERALL ATTAINMENT OF THE COURSE								3.53
PO ATTAINMENT OF FSc								3.17
B.SC V SEM 2019-20 FSC								
	CO1	CO2	CO3	CO4	CO5	CO6	AVERAGE	COURSE ATTAINMENT
IA LEVEL	4.00	4.00	4.00	4.00	4.00	4.00	4.00	0.80
SE LEVEL	4.00	4.00	3.00	4.00	4.00	4.00	3.83	3.07
AVERAGE of COs	4.00	4.00	3.50	4.00	4.00	4.00	3.92	
ATTAINMENT	3.87	3.87	3.38	3.87	3.87	3.87		
OVERALL ATTAINMENT OF THE COURSE								3.87
PO ATTAINMENT OF FSc								3.79
B.SC VI SEM 2019-20 FSC								
	CO1	CO2	CO3	CO4	CO5	CO6	AVERAGE	COURSE ATTAINMENT
IA LEVEL	4.00	4.00	3.00	4.00	4.00	4.00	3.83	0.77
SE LEVEL	4.00	4.00	3.00	3.00	4.00	4.00	3.67	2.93
AVERAGE of COs	4.00	4.00	3.00	3.50	4.00	4.00	3.75	
ATTAINMENT	3.70	3.70	2.78	3.24	3.70	3.70		
OVERALL ATTAINMENT OF THE COURSE								3.70
PO ATTAINMENT OF FSc								3.47
B.SC V SEM 2020-21 FSC								
	CO1	CO2	CO3	CO4	CO5	CO6	AVERAGE	COURSE ATTAINMENT
IA LEVEL	4.00	4.00	3.00	4.00	4.00	4.00	3.83	0.77
SE LEVEL	3.00	4.00	4.00	4.00	4.00	4.00	3.83	3.07
AVERAGE of COs	3.50	4.00	3.50	4.00	4.00	4.00	3.83	
ATTAINMENT	3.35	3.83	3.35	3.83	3.83	3.83		
OVERALL ATTAINMENT OF THE COURSE								3.83

PO ATTAINMENT OF FSc							3.67	
B.SC VI SEM 2020-21 FSC								
	CO1	CO2	CO3	CO4	CO5	CO6	AVERAGE	COURSE ATTAINMENT
IA LEVEL	4.00	4.00	4.00	4.00	2.00	4.00	3.67	0.73
SE LEVEL	4.00	4.00	4.00	4.00	3.00	4.00	3.83	3.07
AVERAGE of COs	4.00	4.00	4.00	4.00	2.50	4.00	3.75	
ATTAINMENT	3.80	3.80	3.80	3.80	2.38	3.80		
OVERALL ATTAINMENT OF THE COURSE							3.80	
PO ATTAINMENT OF FSc							3.56	
B.SC V SEM 2021-22 FSC								
	CO1	CO2	CO3	CO4	CO5	CO6	AVERAGE	COURSE ATTAINMENT
IA LEVEL	4.00	4.00	4.00	4.00	4.00	4.00	4.00	0.80
SE LEVEL	4.00	3.00	4.00	4.00	4.00	4.00	3.83	3.07
AVERAGE of COs	4.00	3.50	4.00	4.00	4.00	4.00	3.92	
ATTAINMENT	3.87	3.38	3.87	3.87	3.87	3.87		
OVERALL ATTAINMENT OF THE COURSE							3.87	
PO ATTAINMENT OF FSc							3.79	
B.SC VI SEM 2021-22 FSC								
	CO1	CO2	CO3	CO4	CO5	CO6	AVERAGE	COURSE ATTAINMENT
IA LEVEL	4.00	4.00	4.00	4.00	2.00	4.00	3.67	0.73
SE LEVEL	4.00	4.00	4.00	4.00	4.00	4.00	4.00	3.20
AVERAGE of COs	4.00	4.00	4.00	4.00	3.00	4.00	3.83	
ATTAINMENT	3.93	3.93	3.93	3.93	2.95	3.93		
OVERALL ATTAINMENT OF THE COURSE							3.93	
PO ATTAINMENT OF FSc							3.77	
B.SC VI SEM 2022-23 FORENSIC SCIENCE								
	CO1	CO2	CO3	CO4	CO5	CO6	AVERAGE	COURSE ATTAINMENT
IA LEVEL	4.00	4.00	2.00	4.00	4.00	3.00	3.50	0.70
SE LEVEL	4.00	4.00	4.00	4.00	4.00	4.00	4.00	3.20
AVERAGE of COs	4.00	4.00	3.00	4.00	4.00	3.50	3.75	
ATTAINMENT	3.90	3.90	2.93	3.90	3.90	3.41		
OVERALL ATTAINMENT OF THE COURSE							3.90	
PO ATTAINMENT OF FSc							3.66	
B.SC VI SEM 2022-23 FORENSIC SCIENCE								
	CO1	CO2	CO3	CO4	CO5	CO6	AVERAGE	COURSE ATTAINMENT
IA LEVEL	4.00	4.00	4.00	4.00	3.00	4.00	3.83	0.77
SE LEVEL	4.00	4.00	4.00	4.00	4.00	4.00	4.00	3.20
AVERAGE of COs	4.00	4.00	4.00	4.00	3.50	4.00	3.92	
ATTAINMENT	3.97	3.97	3.97	3.97	3.47	3.97		
OVERALL ATTAINMENT OF THE COURSE							3.97	
PO ATTAINMENT OF FSc							3.88	

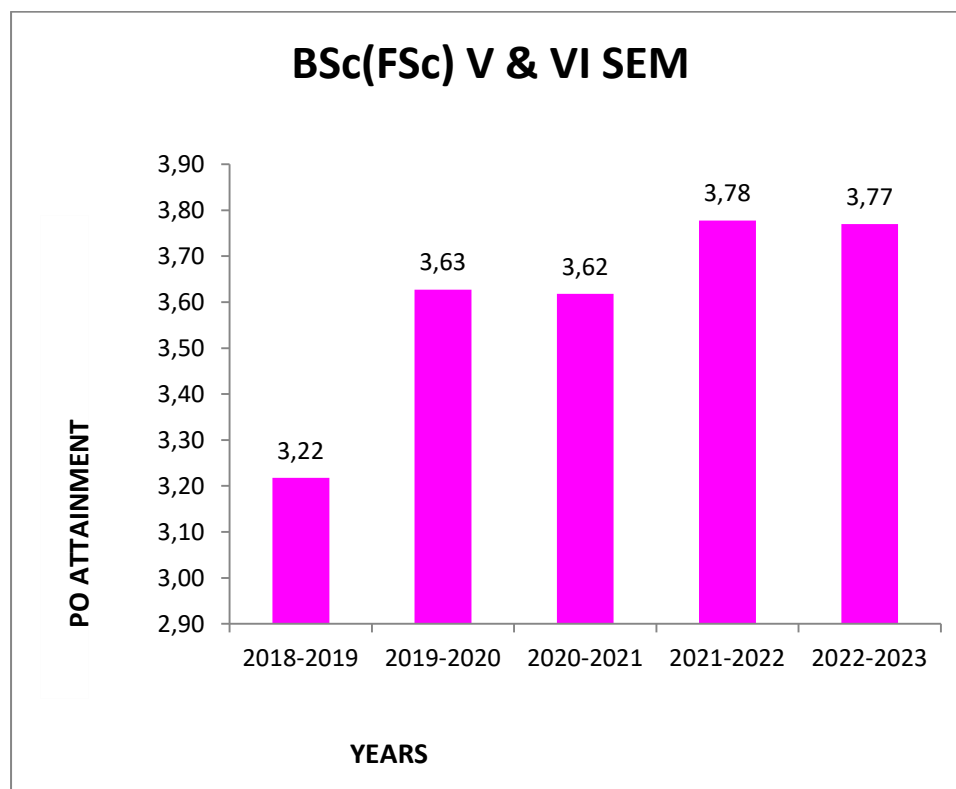
CO1: Forensic Science Theory
CO2: Forensic Science Practical

CO3: . Chemistry Theory Paper
CO4: . Chemistry Practical Paper

CO5: . Allied Subjects Theory
CO6: . Allied Subjects Practical

**YEAR-WISE PROGRAMME OUTCOME ATTAINMENT OF
B.Sc. (FORENSIC SCIENCE) V & VI SEMESTER**

YEAR	BSc (FSc) V & VI SEM
2018-2019	3.22
2019-2020	3.63
2020-2021	3.62
2021-2022	3.78
2022-2023	3.77



PROGRAMME OUTCOME ATTAINMENT - 2018-2023

(PO 7)

COURSE: B.ScV & VI SEM

SUBJECT: GEOLOGY, GEOGRAPHY AND ALLIED SUBJECTS

B.SC V SEM 2018-19 GEO/GEOG								
	CO1	CO2	CO3	CO4	CO5	CO6	AVERAGE	COURSE ATTAINMENT
IA LEVEL	4.00	4.00	4.00	4.00	4.00	4.00	4.00	0.80
SE LEVEL	3.00	4.00	4.00	4.00	4.00	4.00	3.83	3.07
AVERAGE of COs	3.50	4.00	4.00	4.00	4.00	4.00	3.92	
ATTAINMENT	3.38	3.87	3.87	3.87	3.87	3.87		
OVERALL ATTAINMENT OF THE COURSE								3.87
PO ATTAINMENT OF GEOG/GEOLOGY								3.79
B.SC VI SEM 2018-19 GEO/GEOG								
	CO1	CO2	CO3	CO4	CO5	CO6	AVERAGE	COURSE ATTAINMENT
IA LEVEL	4.00	4.00	4.00	4.00	2.00	4.00	3.67	0.73
SE LEVEL	3.00	4.00	4.00	4.00	3.00	4.00	3.67	2.93
AVERAGE of COs	3.50	4.00	4.00	4.00	2.50	4.00	3.67	
ATTAINMENT	3.21	3.67	3.67	3.67	2.29	3.67		
OVERALL ATTAINMENT OF THE COURSE								3.67
PO ATTAINMENT OF GEOG/GEOLOGY								3.36
B.SC V SEM 2019-20 GEO/GEOG								
	CO1	CO2	CO3	CO4	CO5	CO6	AVERAGE	COURSE ATTAINMENT
IA LEVEL	2.00	4.00	4.00	4.00	3.00	4.00	3.50	0.70
SE LEVEL	4.00	4.00	3.00	4.00	4.00	4.00	3.83	3.07
AVERAGE of COs	3.00	4.00	3.50	4.00	3.50	4.00	3.67	
ATTAINMENT	2.83	3.77	3.30	3.77	3.30	3.77		
OVERALL ATTAINMENT OF THE COURSE								3.77
PO ATTAINMENT OF GEOG/GEOLOGY								3.45
B.SC VI SEM 2019-20 GEO/GEOG								
	CO1	CO2	CO3	CO4	CO5	CO6	AVERAGE	COURSE ATTAINMENT
IA LEVEL	4.00	4.00	4.00	4.00	4.00	4.00	4.00	0.80
SE LEVEL	4.00	4.00	4.00	4.00	3.00	4.00	3.83	3.07
AVERAGE of COs	4.00	4.00	4.00	4.00	3.50	4.00	3.92	
ATTAINMENT	3.87	3.87	3.87	3.87	3.38	3.87		
OVERALL ATTAINMENT OF THE COURSE								3.87
PO ATTAINMENT OF GEOG/GEOLOGY								3.79
B.SC V SEM 2020-21 GEO/GEOG								
	CO1	CO2	CO3	CO4	CO5	CO6	AVERAGE	COURSE ATTAINMENT
IA LEVEL	3.00	4.00	4.00	4.00	4.00	4.00	3.83	0.77
SE LEVEL	4.00	3.00	3.00	4.00	3.00	4.00	3.50	2.80
AVERAGE of COs	3.50	3.50	3.50	4.00	3.50	4.00	3.67	
ATTAINMENT	3.12	3.12	3.12	3.57	3.12	3.57		
OVERALL ATTAINMENT OF THE COURSE								3.57
PO ATTAINMENT OF GEOG/GEOLOGY								3.27

B.SC VI SEM 2020-21 GEO/GEOG								
	CO1	CO2	CO3	CO4	CO5	CO6	AVERAGE	COURSE ATTAINMENT
IA LEVEL	3.00	4.00	4.00	4.00	4.00	4.00	3.83	0.77
SE LEVEL	4.00	4.00	4.00	4.00	4.00	4.00	4.00	3.20
AVERAGE of COs	3.50	4.00	4.00	4.00	4.00	4.00	3.92	
ATTAINMENT	3.47	3.97	3.97	3.97	3.97	3.97		
OVERALL ATTAINMENT OF THE COURSE								3.97
PO ATTAINMENT OF GEOG/GEOLOGY								3.88
B.SC V SEM 2021-22 GEOL/GEO								
	CO1	CO2	CO3	CO4	CO5	CO6	AVERAGE	COURSE ATTAINMENT
IA LEVEL	4.00	4.00	4.00	4.00	4.00	4.00	4.00	0.80
SE LEVEL	3.00	4.00	3.00	4.00	4.00	4.00	3.67	2.93
AVERAGE of COs	3.50	4.00	3.50	4.00	4.00	4.00	3.83	
ATTAINMENT	3.27	3.73	3.27	3.73	3.73	3.73		
OVERALL ATTAINMENT OF THE COURSE								3.73
PO ATTAINMENT OF GEOG/GEOLOGY								3.58
B.SC VI SEM 2021-22 GEOL/GEO								
	CO1	CO2	CO3	CO4	CO5	CO6	AVERAGE	COURSE ATTAINMENT
IA LEVEL	4.00	4.00	4.00	4.00	4.00	4.00	4.00	0.80
SE LEVEL	4.00	4.00	4.00	4.00	3.00	4.00	3.83	3.07
AVERAGE of COs	4.00	4.00	4.00	4.00	3.50	4.00	3.92	
ATTAINMENT	3.87	3.87	3.87	3.87	3.38	3.87		
OVERALL ATTAINMENT OF THE COURSE								3.87
PO ATTAINMENT OF GEOG/GEOLOGY								3.79
B.SC V SEM 2022-23 GEOG/GEOLOGY								
	CO1	CO2	CO3	CO4	CO5	CO6	AVERAGE	COURSE ATTAINMENT
IA LEVEL	4.00	4.00	4.00	4.00	3.00	4.00	3.83	0.77
SE LEVEL	4.00	4.00	4.00	4.00	4.00	4.00	4.00	3.20
AVERAGE of COs	4.00	4.00	4.00	4.00	3.50	4.00	3.92	
ATTAINMENT	3.97	3.97	3.97	3.97	3.47	3.97		
OVERALL ATTAINMENT OF THE COURSE								3.97
PO ATTAINMENT OF GEOG/GEOLOGY								3.88
B.SC VI SEM 2022-23 GEOG/GEOLOGY								
	CO1	CO2	CO3	CO4	CO5	CO6	AVERAGE	COURSE ATTAINMENT
IA LEVEL	4.00	4.00	3.00	4.00	4.00	4.00	3.83	0.77
SE LEVEL	4.00	4.00	4.00	4.00	3.00	4.00	3.83	3.07
AVERAGE of COs	4.00	4.00	3.50	4.00	3.50	4.00	3.83	
ATTAINMENT	3.83	3.83	3.35	3.83	3.35	3.83		
OVERALL ATTAINMENT OF THE COURSE								3.83
PO ATTAINMENT OF GEOG/GEOLOGY								3.67

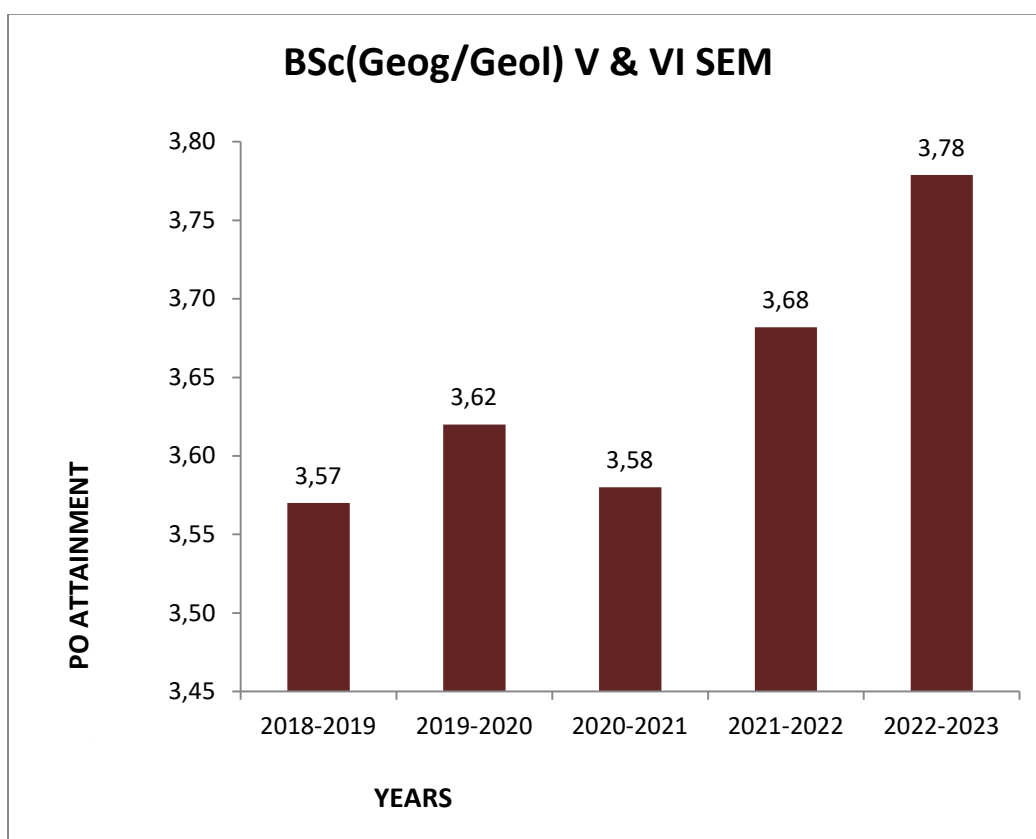
CO1: . Geology Theory Paper
CO2: . Geology Practical Paper

CO3: . Geography Theory Paper
CO4: . Geography Practical Paper

CO5: . Allied Subjects Theory Paper
CO6: . Allied Subjects Practical

**YEAR-WISE PROGRAMME OUTCOME ATTAINMENT OF
B.Sc. (GEOGRAPHY/GEOLOGY) V & VI SEMESTER**

YEAR	BSc(GEOG/GEOL) V & VI SEM
2018-2019	3.57
2019-2020	3.62
2020-2021	3.58
2021-2022	3.68
2022-2023	3.78



PROGRAMME OUTCOME ATTAINMENT - 2018-2023

(PO 8)

COURSE: B.ScV & VI SEM

SUBJECT: INDUSTRIAL FISHERIES, CHEMISTRY, BOTANY/ZOOLOGY

B.SC V SEM 2018-19 INDUSTRIAL FISH AND FISHERIES								
	CO1	CO2	CO3	CO4	CO5	CO6	AVERAGE	COURSE ATTAINMENT
IA LEVEL	4.00	4.00	4.00	4.00	3.00	4.00	3.83	0.77
SE LEVEL	3.00	4.00	4.00	4.00	4.00	4.00	3.83	3.07
AVERAGE of COs	3.50	4.00	4.00	4.00	3.50	4.00	3.83	
ATTAINMENT	3.35	3.83	3.83	3.83	3.35	3.83		
OVERALL ATTAINMENT OF THE COURSE								3.83
PO ATTAINMENT OF IFF								3.67
B.SC VI SEM 2018-19 IFF								
	CO1	CO2	CO3	CO4	CO5	CO6	AVERAGE	COURSE ATTAINMENT
IA LEVEL	4.00	4.00	4.00	4.00	4.00	4.00	4.00	0.80
SE LEVEL	4.00	4.00	2.00	4.00	4.00	4.00	3.67	2.93
AVERAGE of COs	4.00	4.00	3.00	4.00	4.00	4.00	3.83	
ATTAINMENT	3.73	3.73	2.80	3.73	3.73	3.73		
OVERALL ATTAINMENT OF THE COURSE								3.73
PO ATTAINMENT OF IFF								3.58
B.SC V SEM 2019-20 IFF								
	CO1	CO2	CO3	CO4	CO5	CO6	AVERAGE	COURSE ATTAINMENT
IA LEVEL	4.00	4.00	4.00	4.00	4.00	4.00	4.00	0.80
SE LEVEL	4.00	4.00	3.00	4.00	4.00	4.00	3.83	3.07
AVERAGE of COs	4.00	4.00	3.50	4.00	4.00	4.00	3.92	
ATTAINMENT	3.87	3.87	3.38	3.87	3.87	3.87		
OVERALL ATTAINMENT OF THE COURSE								3.87
PO ATTAINMENT OF IFF								3.79
B.SC VI SEM 2019-20 IFF								
	CO1	CO2	CO3	CO4	CO5	CO6	AVERAGE	COURSE ATTAINMENT
IA LEVEL	4.00	4.00	4.00	3.00	4.00	4.00	3.83	0.77
SE LEVEL	4.00	4.00	4.00	4.00	3.00	4.00	3.83	3.07
AVERAGE of COs	4.00	4.00	4.00	3.50	3.50	4.00	3.83	
ATTAINMENT	3.83	3.83	3.83	3.35	3.35	3.83		
OVERALL ATTAINMENT OF THE COURSE								3.83
PO ATTAINMENT OF IFF								3.67
B.SC V SEM 2020-21 IFF								
	CO1	CO2	CO3	CO4	CO5	CO6	AVERAGE	COURSE ATTAINMENT
IA LEVEL	4.00	4.00	3.00	4.00	3.00	4.00	3.67	0.73
SE LEVEL	4.00	4.00	4.00	4.00	3.00	4.00	3.83	3.07
AVERAGE of COs	4.00	4.00	3.50	4.00	3.00	4.00	3.75	
ATTAINMENT	3.80	3.80	3.33	3.80	2.85	3.80		
OVERALL ATTAINMENT OF THE COURSE								3.80
PO ATTAINMENT OF IFF								3.56

B.SC VI SEM 2020-21 IFF								
	CO1	CO2	CO3	CO4	CO5	CO6	AVERAGE	COURSE ATTAINMENT
IA LEVEL	4.00	4.00	4.00	4.00	4.00	3.00	3.83	0.77
SE LEVEL	4.00	4.00	3.00	4.00	3.00	4.00	3.67	2.93
AVERAGE of COs	4.00	4.00	3.50	4.00	3.50	3.50	3.75	
ATTAINMENT	3.70	3.70	3.24	3.70	3.24	3.24		
OVERALL ATTAINMENT OF THE COURSE								3.70
PO ATTAINMENT OF IFF								3.47
B.SC V SEM 2021-22 IFF								
	CO1	CO2	CO3	CO4	CO5	CO6	AVERAGE	COURSE ATTAINMENT
IA LEVEL	4.00	3.00	4.00	4.00	4.00	4.00	3.83	0.77
SE LEVEL	4.00	4.00	4.00	3.00	4.00	4.00	3.83	3.07
AVERAGE of COs	4.00	3.50	4.00	3.50	4.00	4.00	3.83	
ATTAINMENT	3.83	3.35	3.83	3.35	3.83	3.83		
OVERALL ATTAINMENT OF THE COURSE								3.83
PO ATTAINMENT OF IFF								3.67
B.SC VI SEM 2021-22 IFF								
	CO1	CO2	CO3	CO4	CO5	CO6	AVERAGE	COURSE ATTAINMENT
IA LEVEL	4.00	4.00	4.00	4.00	4.00	3.00	3.83	0.77
SE LEVEL	4.00	4.00	3.00	4.00	4.00	4.00	3.83	3.07
AVERAGE of COs	4.00	4.00	3.50	4.00	4.00	3.50	3.83	
ATTAINMENT	3.83	3.83	3.35	3.83	3.83	3.35		
OVERALL ATTAINMENT OF THE COURSE								3.83
PO ATTAINMENT OF IFF								3.67
B.SC V SEM 2022-23 IFF								
	CO1	CO2	CO3	CO4	CO5	CO6	AVERAGE	COURSE ATTAINMENT
IA LEVEL	4.00	4.00	4.00	3.00	4.00	4.00	3.83	0.77
SE LEVEL	4.00	4.00	4.00	4.00	4.00	4.00	4.00	3.20
AVERAGE of COs	4.00	4.00	4.00	3.50	4.00	4.00	3.92	
ATTAINMENT	3.97	3.97	3.97	3.47	3.97	3.97		
OVERALL ATTAINMENT OF THE COURSE								3.97
PO ATTAINMENT OF IFF								3.88
B.SC VI SEM 2022-23 IFF								
	CO1	CO2	CO3	CO4	CO5	CO6	AVERAGE	COURSE ATTAINMENT
IA LEVEL	4.00	4.00	3.00	4.00	4.00	4.00	3.83	0.77
SE LEVEL	4.00	4.00	4.00	4.00	3.00	4.00	3.83	3.07
AVERAGE of COs	4.00	4.00	3.50	4.00	3.50	4.00	3.83	
ATTAINMENT	3.83	3.83	3.35	3.83	3.35	3.83		
OVERALL ATTAINMENT OF THE COURSE								3.83
PO ATTAINMENT OF IFF								3.67

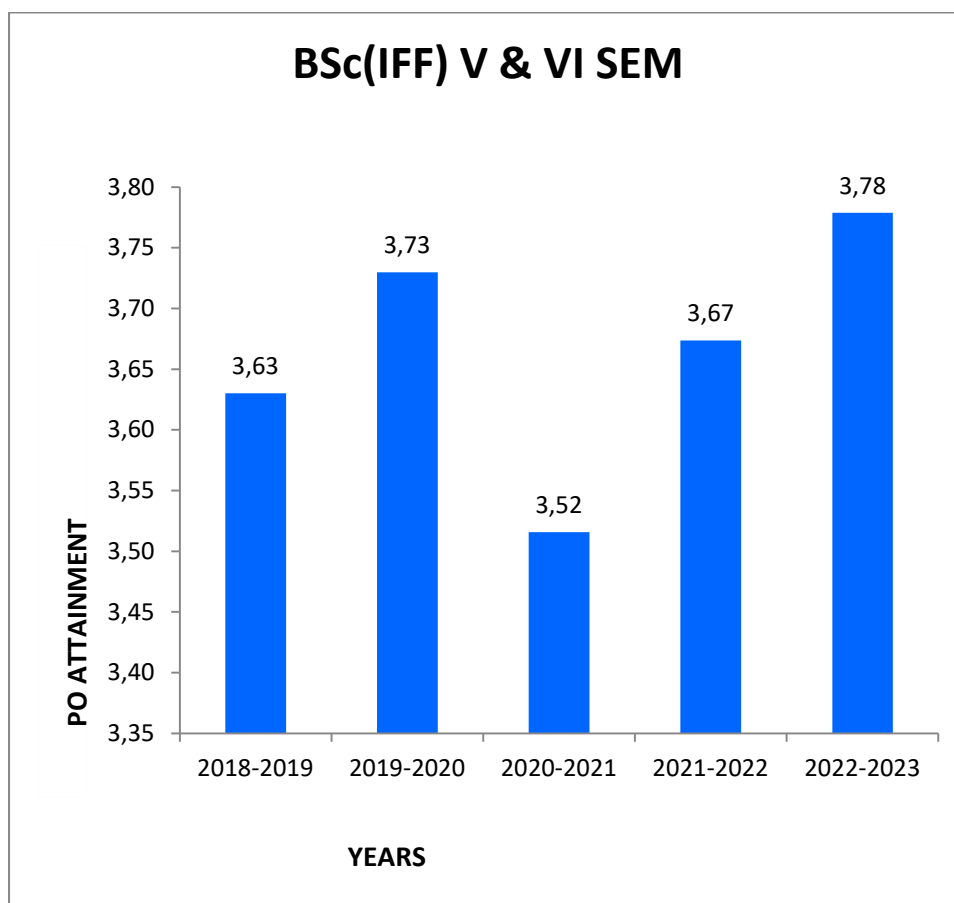
CO1: . Industrial Fisheries Theory
CO2: . Industrial Fisheries Practical

CO3: . Chemistry Theory Paper
CO4: . Chemistry Practical Paper

CO5: . Botany/Zoology Theory
CO6: . Botany/Zoology Practical

**YEAR-WISE PROGRAMME OUTCOME ATTAINMENT OF
B.Sc. (INDUSTRIAL FISH AND FISHERIES) V & VI SEMESTER**

YEAR	BSc (IFF) V & VI SEM
2018-2019	3.63
2019-2020	3.73
2020-2021	3.52
2021-2022	3.67
2022-2023	3.78



PROGRAMME OUTCOME ATTAINMENT - 2018-2023

(PO 9)

COURSE: B.ScV & VI SEM

SUBJECT: GENETICS, CHEMISTRY, BOTANY/ZOOLOGY

B.SC V SEM 2018-19 GENETICS								
	CO1	CO2	CO3	CO4	CO5	CO6	AVERAGE	COURSE ATTAINMENT
IA LEVEL	4.00	4.00	3.00	4.00	3.00	4.00	3.67	0.73
SE LEVEL	3.00	4.00	4.00	4.00	4.00	4.00	3.83	3.07
AVERAGE of COs	3.50	4.00	3.50	4.00	3.50	4.00	3.75	
ATTAINMENT	3.33	3.80	3.33	3.80	3.33	3.80		
OVERALL ATTAINMENT OF THE COURSE								3.80
PO ATTAINMENT OF GENETICS								3.56
B.SC VI SEM 2018-19 GENETICS								
	CO1	CO2	CO3	CO4	CO5	CO6	AVERAGE	COURSE ATTAINMENT
IA LEVEL	2.00	4.00	4.00	3.00	4.00	4.00	3.50	0.70
SE LEVEL	4.00	4.00	4.00	4.00	4.00	4.00	4.00	3.20
AVERAGE of COs	3.00	4.00	4.00	3.50	4.00	4.00	3.75	
ATTAINMENT	2.93	3.90	3.90	3.41	3.90	3.90		
OVERALL ATTAINMENT OF THE COURSE								3.90
PO ATTAINMENT OF GENETICS								3.66
B.SC V SEM 2019-20 GENETICS								
	CO1	CO2	CO3	CO4	CO5	CO6	AVERAGE	COURSE ATTAINMENT
IA LEVEL	3.00	4.00	4.00	4.00	4.00	4.00	3.83	0.77
SE LEVEL	4.00	3.00	4.00	3.00	4.00	4.00	3.67	2.93
AVERAGE of COs	3.50	3.50	4.00	3.50	4.00	4.00	3.75	
ATTAINMENT	3.24	3.24	3.70	3.24	3.70	3.70		
OVERALL ATTAINMENT OF THE COURSE								3.70
PO ATTAINMENT OF GENETICS								3.47
B.SC VI SEM 2019-20 GENETICS								
	CO1	CO2	CO3	CO4	CO5	CO6	AVERAGE	COURSE ATTAINMENT
IA LEVEL	4.00	4.00	4.00	4.00	4.00	4.00	4.00	0.80
SE LEVEL	3.00	4.00	4.00	4.00	4.00	4.00	3.83	3.07
AVERAGE of COs	3.50	4.00	4.00	4.00	4.00	4.00	3.92	
ATTAINMENT	3.38	3.87	3.87	3.87	3.87	3.87		
OVERALL ATTAINMENT OF THE COURSE								3.87
PO ATTAINMENT OF GENETICS								3.79
B.SC V SEM 2020-21 GENETICS								
	CO1	CO2	CO3	CO4	CO5	CO6	AVERAGE	COURSE ATTAINMENT
IA LEVEL	4.00	4.00	3.00	4.00	4.00	4.00	3.83	0.77
SE LEVEL	3.00	4.00	4.00	4.00	3.00	4.00	3.67	2.93
AVERAGE of COs	3.50	4.00	3.50	4.00	3.50	4.00	3.75	
ATTAINMENT	3.24	3.70	3.24	3.70	3.24	3.70		
OVERALL ATTAINMENT OF THE COURSE								3.70

PO ATTAINMENT OF GENETICS								3.47
B.SC VI SEM 2020-21 GENETICS								
	CO1	CO2	CO3	CO4	CO5	CO6	AVERAGE	COURSE ATTAINMENT
IA LEVEL	4.00	4.00	3.00	4.00	4.00	4.00	3.83	0.77
SE LEVEL	3.00	4.00	4.00	4.00	4.00	4.00	3.83	3.07
AVERAGE of COs	3.50	4.00	3.50	4.00	4.00	4.00	3.83	
ATTAINMENT	3.35	3.83	3.35	3.83	3.83	3.83		
OVERALL ATTAINMENT OF THE COURSE								3.83
PO ATTAINMENT OF GENETICS								3.67
B.SC V SEM 2021-22 GENETICS								
	CO1	CO2	CO3	CO4	CO5	CO6	AVERAGE	COURSE ATTAINMENT
IA LEVEL	4.00	4.00	4.00	4.00	4.00	4.00	4.00	0.80
SE LEVEL	3.00	4.00	4.00	4.00	4.00	4.00	3.83	3.07
AVERAGE of COs	3.50	4.00	4.00	4.00	4.00	4.00	3.92	
ATTAINMENT	3.38	3.87	3.87	3.87	3.87	3.87		
OVERALL ATTAINMENT OF THE COURSE								3.87
PO ATTAINMENT OF GENETICS								3.79
B.SC VI SEM 2021-22 GENETICS								
	CO1	CO2	CO3	CO4	CO5	CO6	AVERAGE	COURSE ATTAINMENT
IA LEVEL	3.00	4.00	4.00	4.00	4.00	4.00	3.83	0.77
SE LEVEL	4.00	4.00	4.00	4.00	3.00	4.00	3.83	3.07
AVERAGE of COs	3.50	4.00	4.00	4.00	3.50	4.00	3.83	
ATTAINMENT	3.35	3.83	3.83	3.83	3.35	3.83		
OVERALL ATTAINMENT OF THE COURSE								3.83
PO ATTAINMENT OF GENETICS								3.67
B.SC V SEM 2022-23 GENETICS								
	CO1	CO2	CO3	CO4	CO5	CO6	AVERAGE	COURSE ATTAINMENT
IA LEVEL	4.00	4.00	4.00	4.00	3.00	4.00	3.83	0.77
SE LEVEL	4.00	4.00	4.00	4.00	4.00	4.00	4.00	3.20
AVERAGE of COs	4.00	4.00	4.00	4.00	3.50	4.00	3.92	
ATTAINMENT	3.97	3.97	3.97	3.97	3.47	3.97		
OVERALL ATTAINMENT OF THE COURSE								3.97
PO ATTAINMENT OF GENETICS								3.88
B.SC VI SEM 2022-23 GENETICS								
	CO1	CO2	CO3	CO4	CO5	CO6	AVERAGE	COURSE ATTAINMENT
IA LEVEL	2.00	4.00	4.00	4.00	3.00	4.00	3.50	0.70
SE LEVEL	4.00	4.00	4.00	4.00	4.00	4.00	4.00	3.20
AVERAGE of COs	3.00	4.00	4.00	4.00	3.50	4.00	3.75	
ATTAINMENT	2.93	3.90	3.90	3.90	3.41	3.90		
OVERALL ATTAINMENT OF THE COURSE								3.90
PO ATTAINMENT OF GENETICS								3.66

CO1: . Genetics Theory Paper

CO2: . Genetics Practical Paper

CO3: . Chemistry Theory

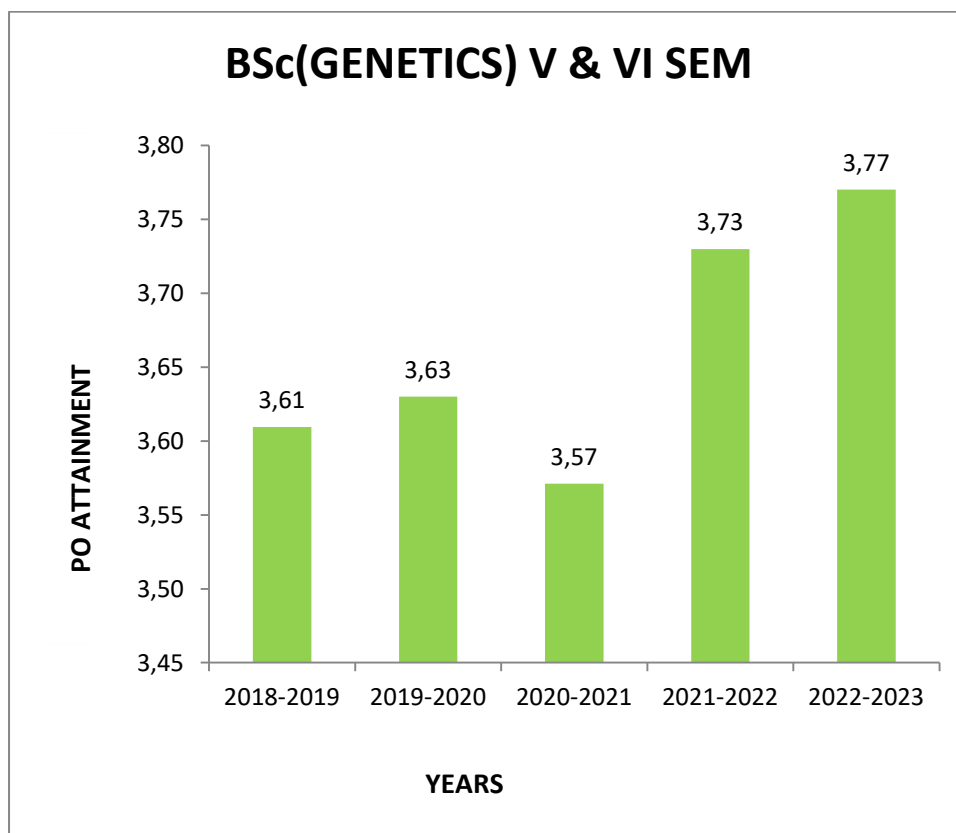
CO4: . Chemistry Practical

CO5: . Botany/Zoology Theory

CO6: . Botany/Zoology Pr.

**YEAR-WISE PROGRAMME OUTCOME ATTAINMENT OF
B.Sc. (GENETICS) V & VI SEMESTER**

YEAR	BSc(GENETICS) V & VI SEM
2018-2019	3.61
2019-2020	3.63
2020-2021	3.57
2021-2022	3.73
2022-2023	3.77



PROGRAMME OUTCOME ATTAINMENT - 2018-2023

(PO 10)

COURSE: B.ScV & VI SEM

SUBJECT: STATISTICS AND ALLIED SUBJECTS

B.Sc V SEM 2018-19 STATISTICS								
	CO1	CO2	CO3	CO4	CO5		AVERAGE	COURSE ATTAINMENT
IA LEVEL	4.00	4.00	4.00	4.00	4.00		4.00	0.80
SE LEVEL	4.00	3.00	4.00	3.00	4.00		3.60	2.88
AVERAGE of COs	4.00	3.50	4.00	3.50	4.00		3.80	
ATTAINMENT	3.68	3.22	3.68	3.22	3.68			
OVERALL ATTAINMENT OF THE COURSE								3.68
PO ATTAINMENT OF STATISTICS								3.50
B.Sc VI SEM 2018-19 STATISTICS								
	CO1	CO2	CO3	CO4	CO5		AVERAGE	COURSE ATTAINMENT
IA LEVEL	4.00	4.00	4.00	4.00	4.00		4.00	0.80
SE LEVEL	4.00	4.00	1.00	4.00	4.00		3.40	2.72
AVERAGE of COs	4.00	4.00	2.50	4.00	4.00		3.70	
ATTAINMENT	3.52	3.52	2.20	3.52	3.52			
OVERALL ATTAINMENT OF THE COURSE								3.52
PO ATTAINMENT OF STATISTICS								3.26
B.Sc V SEM 2019-20 STATISTICS								
	CO1	CO2	CO3	CO4	CO5		AVERAGE	COURSE ATTAINMENT
IA LEVEL	4.00	4.00	4.00	2.00	4.00		3.60	0.72
SE LEVEL	4.00	4.00	4.00	4.00	4.00		4.00	3.20
AVERAGE of COs	4.00	4.00	4.00	3.00	4.00		3.80	
ATTAINMENT	3.92	3.92	3.92	2.94	3.92			
OVERALL ATTAINMENT OF THE COURSE								3.92
PO ATTAINMENT OF STATISTICS								3.72
B.Sc VI SEM 2019-20 STATISTICS								
	CO1	CO2	CO3	CO4	CO5		AVERAGE	COURSE ATTAINMENT
IA LEVEL	4.00	4.00	4.00	4.00	4.00		4.00	0.80
SE LEVEL	3.00	4.00	3.00	4.00	4.00		3.60	2.88
AVERAGE of COs	3.50	4.00	3.50	4.00	4.00		3.80	
ATTAINMENT	3.22	3.68	3.22	3.68	3.68			
OVERALL ATTAINMENT OF THE COURSE								3.68
PO ATTAINMENT OF STATISTICS								3.50
B.Sc V SEM 2020-21 STATISTICS								
	CO1	CO2	CO3	CO4	CO5		AVERAGE	COURSE ATTAINMENT
IA LEVEL	4.00	4.00	4.00	4.00	3.00		3.80	0.76
SE LEVEL	4.00	4.00	3.00	4.00	4.00		3.80	3.04
AVERAGE of COs	4.00	4.00	3.50	4.00	3.50		3.80	
ATTAINMENT	3.80	3.80	3.33	3.80	3.33			
OVERALL ATTAINMENT OF THE COURSE								3.80

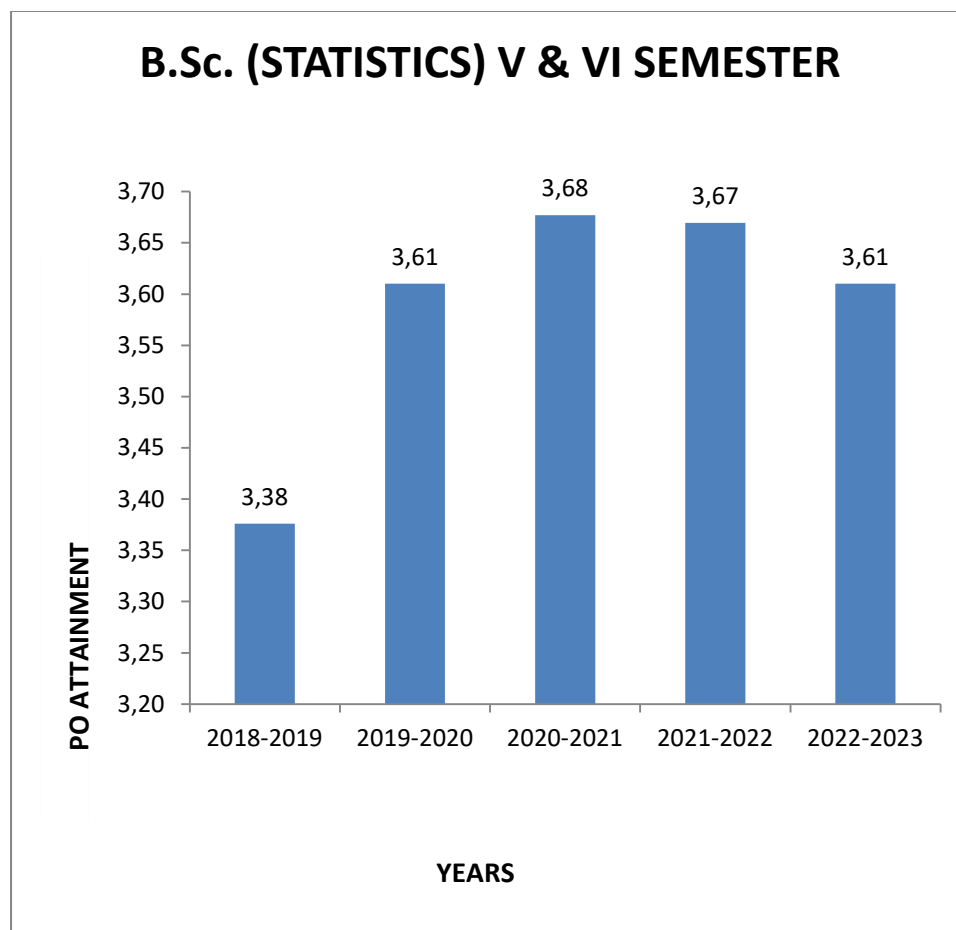
PO ATTAINMENT OF STATISTICS							3.61	
B.Sc VI SEM 2020-21 STATISTICS								
	CO1	CO2	CO3	CO4	CO5		AVERAGE	COURSE ATTAINMENT
IA LEVEL	4.00	4.00	4.00	4.00	4.00		4.00	0.80
SE LEVEL	4.00	4.00	3.00	4.00	4.00		3.80	3.04
AVERAGE of COs	4.00	4.00	3.50	4.00	4.00		3.90	
ATTAINMENT	3.84	3.84	3.36	3.84	3.84			
OVERALL ATTAINMENT OF THE COURSE							3.84	
PO ATTAINMENT OF STATISTICS							3.74	
B.Sc V SEM 2021-22 STATISTICS								
	CO1	CO2	CO3	CO4	CO5		AVERAGE	COURSE ATTAINMENT
IA LEVEL	4.00	4.00	3.00	4.00	3.00		3.60	0.72
SE LEVEL	4.00	4.00	3.00	4.00	4.00		3.80	3.04
AVERAGE of COs	4.00	4.00	3.00	4.00	3.50		3.70	
ATTAINMENT	3.76	3.76	2.82	3.76	3.29			
OVERALL ATTAINMENT OF THE COURSE							3.76	
PO ATTAINMENT OF STATISTICS							3.48	
B.Sc VI SEM 2021-22 STATISTICS								
	CO1	CO2	CO3	CO4	CO5		AVERAGE	COURSE ATTAINMENT
IA LEVEL	4.00	4.00	3.00	4.00	4.00		3.80	0.76
SE LEVEL	4.00	4.00	4.00	4.00	4.00		4.00	3.20
AVERAGE of COs	4.00	4.00	3.50	4.00	4.00		3.90	
ATTAINMENT	3.96	3.96	3.47	3.96	3.96			
OVERALL ATTAINMENT OF THE COURSE							3.96	
PO ATTAINMENT OF STATISTICS							3.86	
B.Sc V SEM 2022-23 STATISTICS								
	CO1	CO2	CO3	CO4	CO5		AVERAGE	COURSE ATTAINMENT
IA LEVEL	4.00	4.00	3.00	4.00	4.00		3.80	0.76
SE LEVEL	4.00	4.00	4.00	4.00	3.00		3.80	3.04
AVERAGE of COs	4.00	4.00	3.50	4.00	3.50		3.80	
ATTAINMENT	3.80	3.80	3.33	3.80	3.33			
OVERALL ATTAINMENT OF THE COURSE							3.80	
PO ATTAINMENT OF STATISTICS							3.61	
B.Sc VI SEM 2022-23 STATISTICS								
	CO1	CO2	CO3	CO4	CO5		AVERAGE	COURSE ATTAINMENT
IA LEVEL	4.00	4.00	3.00	4.00	4.00		3.80	0.76
SE LEVEL	4.00	4.00	3.00	4.00	4.00		3.80	3.04
AVERAGE of COs	4.00	4.00	3.00	4.00	4.00		3.80	
ATTAINMENT	3.80	3.80	2.85	3.80	3.80			
OVERALL ATTAINMENT OF THE COURSE							3.80	
PO ATTAINMENT OF STATISTICS							3.61	

CO1: . Statistics Theory Paper
CO2: . Statistics Practical Paper
CO3: . Chemistry/Physics Theory Paper

CO4: . Chemistry /Physics Practical Paper
CO5: . Mathematics Theory Paper

YEAR-WISE PROGRAMME OUTCOME ATTAINMENT OF B.Sc. (STATISTICS) V & VI SEMESTER

YEAR	B.Sc (STATISTICS) V & VI SEMESTER
2018-2019	3.38
2019-2020	3.61
2020-2021	3.68
2021-2022	3.67
2022-2023	3.61



**PROGRAMME OUTCOME ATTAINMENT
2018-2022**

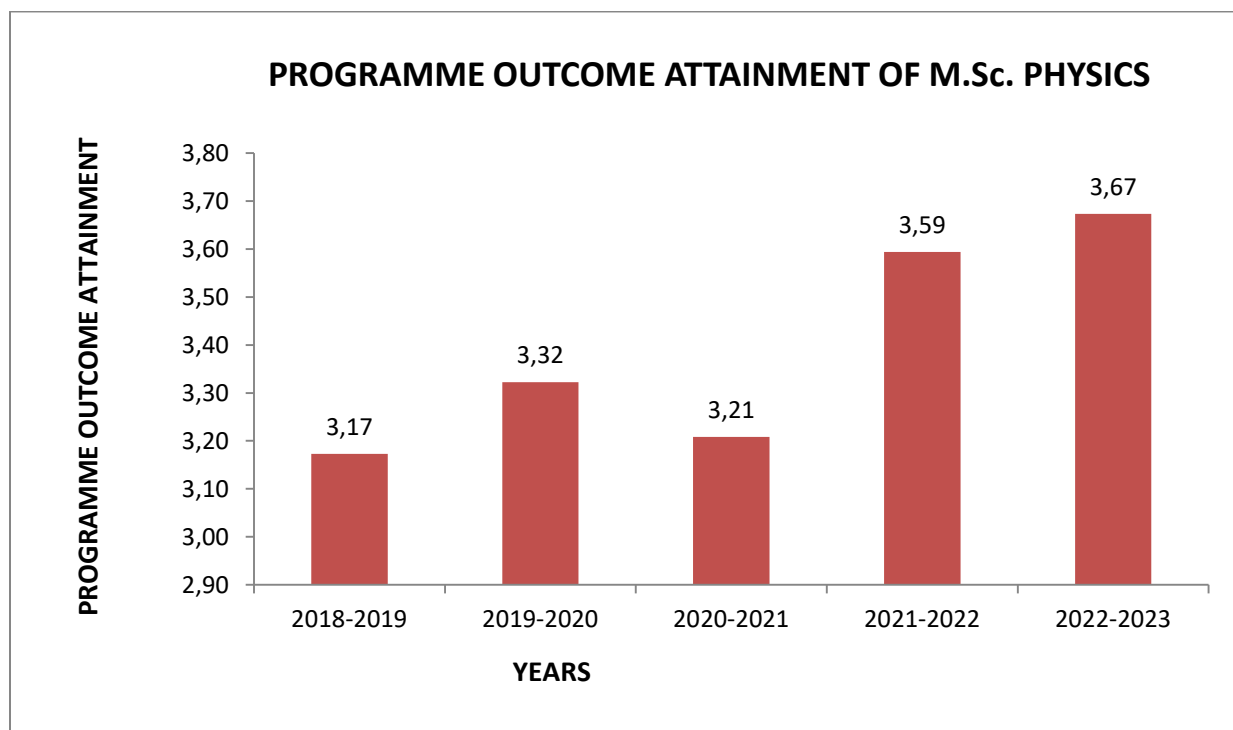
COURSE: M.Sc. IV SEM

SUBJECT: PHYSICS

M.Sc. IV SEM PHYSICS 2018								
	CO1	CO2	CO3	CO4	CO5	CO6	AVERAGE	COURSE ATTAINMENT
IA LEVEL	3.00	4.00	3.00	4.00	4.00	4.00	3.67	0.92
SE LEVEL	4.00	2.00	3.00	4.00	4.00	4.00	3.50	2.63
AVERAGE of COs	3.50	3.00	3.00	4.00	4.00	4.00	3.58	
CO ATTAINMENT	3.10	2.66	2.66	3.54	3.54	3.54		
OVERALL ATTAINMENT OF THE COURSE								3.54
PO ATTAINMENT OF PHYSICS								3.17
M.Sc. IV SEM PHYSICS 2019								
	CO1	CO2	CO3	CO4	CO5	CO6	AVERAGE	COURSE ATTAINMENT
IA LEVEL	4.00	2.00	4.00	2.00	4.00	4.00	3.33	0.83
SE LEVEL	4.00	4.00	3.00	4.00	4.00	4.00	3.83	2.88
AVERAGE of Cos	4.00	3.00	3.50	3.00	4.00	4.00	3.58	
CO ATTAINMENT	3.71	2.78	3.24	2.78	3.71	3.71		
OVERALL ATTAINMENT OF THE COURSE								3.71
PO ATTAINMENT OF PHYSICS								3.32
M.Sc. IV SEM PHYSICS 2020								
	CO1	CO2	CO3	CO4	CO5	CO6	AVERAGE	COURSE ATTAINMENT
IA LEVEL	4.00	4.00	4.00	4.00	4.00	4.00	4.00	1.00
SE LEVEL	3.00	3.00	4.00	3.00	3.00	4.00	3.33	2.50
AVERAGE of Cos	3.50	3.50	4.00	3.50	3.50	4.00	3.67	
CO ATTAINMENT	3.06	3.06	3.50	3.06	3.06	3.50		
OVERALL ATTAINMENT OF THE COURSE								3.50
PO ATTAINMENT OF PHYSICS								3.21
M.Sc. IV SEM PHYSICS 2021								
	CO1	CO2	CO3	CO4	CO5	CO6	AVERAGE	COURSE ATTAINMENT
IA LEVEL	4.00	4.00	4.00	4.00	4.00	4.00	4.00	1.00
SE LEVEL	4.00	4.00	2.00	4.00	4.00	4.00	3.67	2.75
AVERAGE of Cos	4.00	4.00	3.00	4.00	4.00	4.00	3.83	
CO ATTAINMENT	3.75	3.75	2.81	3.75	3.75	3.75		
OVERALL ATTAINMENT OF THE COURSE								3.75
PO ATTAINMENT OF PHYSICS								3.59
M.Sc. IV SEM PHYSICS 2022								
	CO1	CO2	CO3	CO4	CO5	CO6	AVERAGE	COURSE ATTAINMENT
IA LEVEL	4.00	4.00	3.00	4.00	4.00	4.00	3.83	0.96
SE LEVEL	4.00	4.00	3.00	4.00	4.00	4.00	3.83	2.88
AVERAGE of Cos	4.00	4.00	3.00	4.00	4.00	4.00	3.83	
CO ATTAINMENT	3.83	3.83	2.88	3.83	3.83	3.83		
OVERALL ATTAINMENT OF THE COURSE								3.83
PO ATTAINMENT OF PHYSICS								3.67

YEAR-WISE PROGRAMME OUTCOME ATTAINMENT OF M.Sc (PHYSICS) IV SEMESTER

YEAR	PROGRAMME OUTCOME ATTAINMENT
2018-2019	3.17
2019-2020	3.32
2020-2021	3.21
2021-2022	3.59
2022-2023	3.67



PROGRAMME OUTCOME ATTAINMENT OF M.Sc. PHYSICS

**PROGRAMME OUTCOME ATTAINMENT FOR THE YEAR
2018-2022**

COURSE: M.Sc. IV SEM

SUBJECT: CHEMISTRY

M.Sc. IV SEM CHEMISTRY 2018									
	CO1	CO2	CO3	CO4	CO5	CO6	CO7	AVERAGE	COURSE ATTAINMENT
IA LEVEL	4.00	4.00	4.00	4.00	4.00	4.00	3.00	3.86	0.96
SE LEVEL	4.00	4.00	3.00	3.00	4.00	4.00	4.00	3.71	2.79
AVERAGE	4.00	4.00	3.50	3.50	4.00	4.00	3.50	3.79	
CO ATTAINMENT	3.75	3.75	3.28	3.28	3.75	3.75	3.28	3.55	3.33
OVERALL ATTAINMENT OF THE COURSE									3.75
PO ATTAINMENT OF CHEMISTRY									3.33
M.Sc. IV SEM CHEMISTRY 2019									
	CO1	CO2	CO3	CO4	CO5	CO6	CO7	AVERAGE	COURSE ATTAINMENT
IA LEVEL	4.00	4.00	4.00	4.00	4.00	4.00	4.00	4.00	1.00
SE LEVEL	4.00	3.00	4.00	4.00	3.00	4.00	4.00	3.71	2.79
AVERAGE	4.00	3.50	4.00	4.00	3.50	4.00	4.00	3.86	
CO ATTAINMENT	3.79	3.31	3.79	3.79	3.31	3.79	3.79	3.65	3.45
OVERALL ATTAINMENT OF THE COURSE									3.79
PO ATTAINMENT OF CHEMISTRY									3.45
M.Sc. IV SEM CHEMISTRY 2020									
	CO1	CO2	CO3	CO4	CO5	CO6	CO7	AVERAGE	COURSE ATTAINMENT
IA LEVEL	4.00	4.00	4.00	4.00	4.00	4.00	3.00	3.86	0.96
SE LEVEL	3.00	4.00	4.00	4.00	4.00	4.00	4.00	3.86	2.89
AVERAGE	3.50	4.00	4.00	4.00	4.00	4.00	3.50	3.86	
CO ATTAINMENT	3.38	3.86	3.86	3.86	3.86	3.86	3.38	3.72	3.59
OVERALL ATTAINMENT OF THE COURSE									3.86
PO ATTAINMENT OF CHEMISTRY									3.59
M.Sc. IV SEM CHEMISTRY 2021									
	CO1	CO2	CO3	CO4	CO5	CO6	CO7	AVERAGE	COURSE ATTAINMENT
IA LEVEL	4.00	3.00	4.00	4.00	4.00	4.00	4.00	3.86	0.96
SE LEVEL	4.00	4.00	3.00	4.00	4.00	4.00	4.00	3.86	2.89
AVERAGE	4.00	3.50	3.50	4.00	4.00	4.00	4.00	3.86	
CO ATTAINMENT	3.86	3.38	3.38	3.86	3.86	3.86	3.86	3.72	3.59
OVERALL ATTAINMENT OF THE COURSE									3.86
PO ATTAINMENT OF CHEMISTRY									3.59
M.Sc. IV SEM CHEMISTRY 2022									
	CO1	CO2	CO3	CO4	CO5	CO6	CO7	AVERAGE	COURSE ATTAINMENT
IA LEVEL	4.00	4.00	4.00	4.00	4.00	4.00	4.00	4.00	1.00
SE LEVEL	4.00	4.00	4.00	3.00	4.00	4.00	4.00	3.86	2.89
AVERAGE	4.00	4.00	4.00	3.50	4.00	4.00	4.00	3.93	
CO ATTAINMENT	3.89	3.89	3.89	3.41	3.89	3.89	3.89	3.82	3.72
OVERALL ATTAINMENT OF THE COURSE									3.89
PO ATTAINMENT OF CHEMISTRY									3.72

M.Sc. IV Semester Chemistry 2018-22

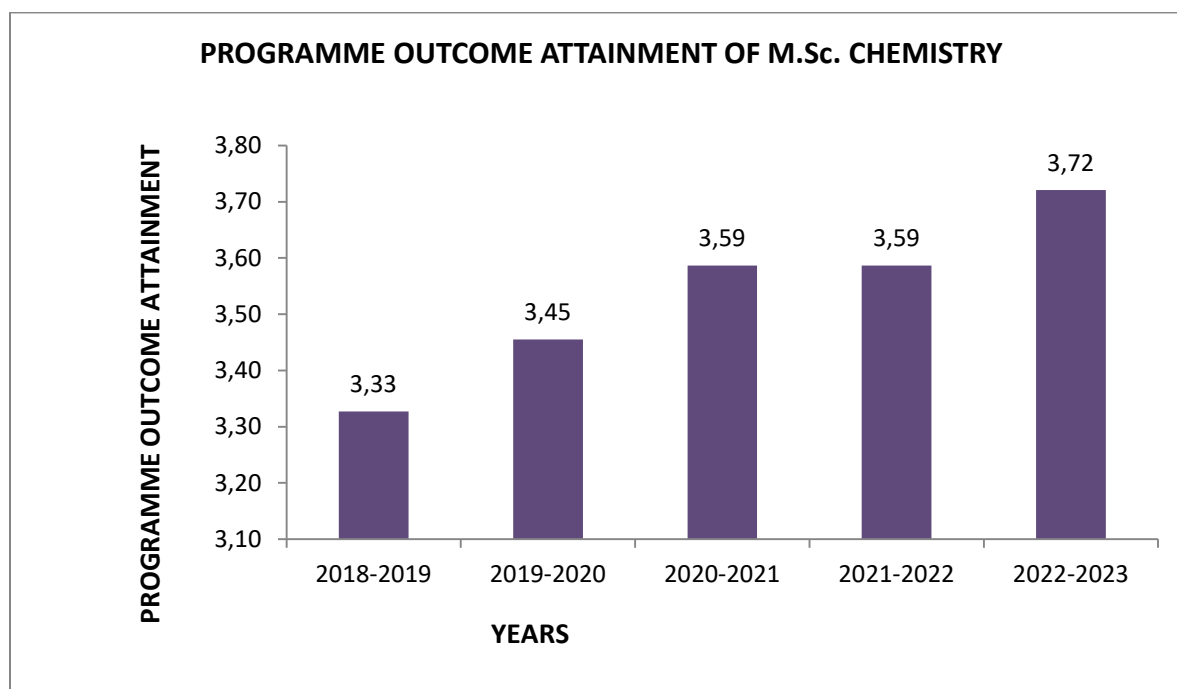
Subject Code:	Paper
CO1	Inorganic Chemistry
CO 2	Organic Chemistry
CO 3	Physical Chemistry
CO 4	Lab Course in Inorganic Chemistry
CO 5	Lab Course in Organic Chemistry
CO 6	Lab Course in Physical Chemistry
CO 7	Project Report

M.Sc. IV Semester Chemistry 2022-23

Subject Code:	Subject
CO1	Classical Electro Dynamics
CO2	Statistical and Thermal Physics
CO3	Nuclear and Practice Physics III
CO4	Nuclear and Practice Physics IV
CO5	Nuclear and Practice Physics III (Pr)
CO6	Nuclear and Practice Physics (Project)

**YEAR-WISE PROGRAMME OUTCOME ATTAINMENT OF
M.Sc (CHEMISTRY) IV SEMESTER**

YEAR	PROGRAMME OUTCOME ATTAINMENT
2018-2019	3.33
2019-2020	3.45
2020-2021	3.59
2021-2022	3.59
2022-2023	3.72



PROGRAMME OUTCOME ATTAINMENT OF M.Sc. CHEMISTRY

PROGRAMME OUTCOME ATTAINMENT

2018-2022

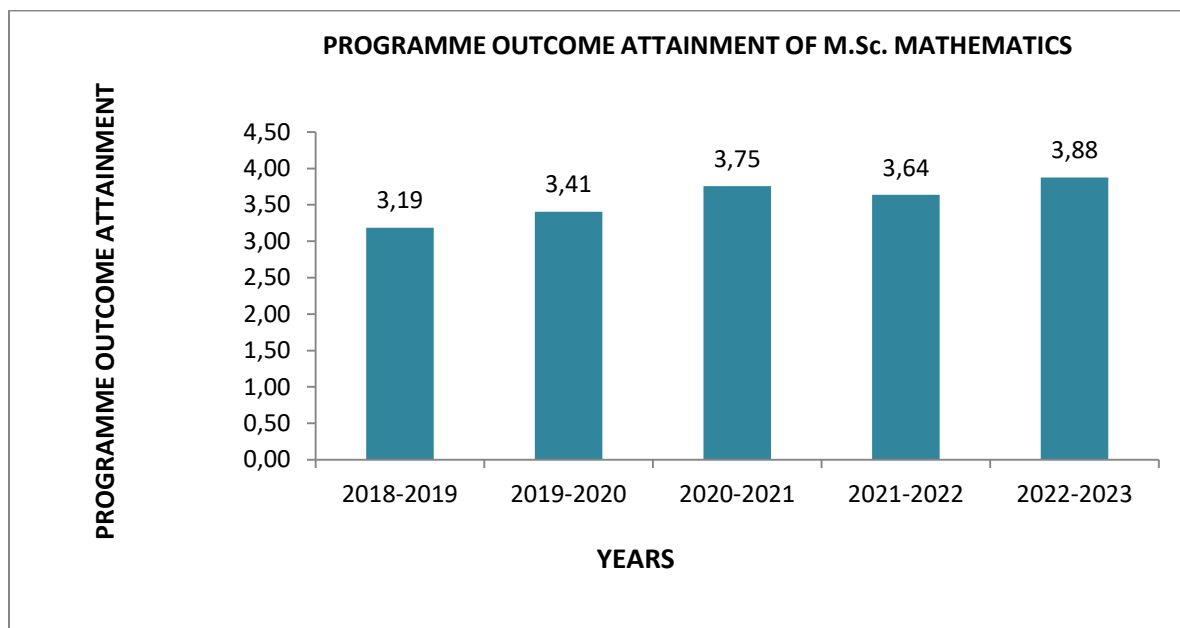
COURSE: M.Sc. IV SEM

SUBJECT: MATHEMATICS

M.Sc. IV SEM MATHEMATICS 2018										
	CO1	CO2	CO3	CO4	CO5	CO6	CO7	CO8	AVERAGE	COURSE ATTAINMENT
IA LEVEL	4.00	3.00	3.00	4.00	4.00	4.00	3.00	4.00	3.63	0.91
SE LEVEL	3.00	4.00	4.00	3.00	4.00	4.00	4.00	4.00	3.75	2.81
AVERAGE	3.50	3.50	3.50	3.50	4.00	4.00	3.50	4.00		
CO ATTAINMENT	3.25	3.25	3.25	3.25	3.72	3.72	3.25	3.72	3.43	3.19
OVERALL ATTAINMENT OF THE COURSE										3.72
PO ATTAINMENT OF MATHEMATICS										3.19
M.Sc. IV SEM MATHEMATICS 2019										
	CO1	CO2	CO3	CO4	CO5	CO6	CO7	CO8	AVERAGE	COURSE ATTAINMENT
IA LEVEL	4.00	4.00	4.00	4.00	4.00	3.00	4.00	4.00	3.88	0.97
SE LEVEL	4.00	4.00	4.00	3.00	3.00	4.00	4.00	4.00	3.75	2.81
AVERAGE	4.00	4.00	4.00	3.50	3.50	3.50	4.00	4.00		
CO ATTAINMENT	3.78	3.78	3.78	3.31	3.31	3.31	3.78	3.78	3.60	3.41
OVERALL ATTAINMENT OF THE COURSE										3.78
PO ATTAINMENT OF MATHEMATICS										3.41
M.Sc. IV SEM MATHEMATICS 2020										
	CO1	CO2	CO3	CO4	CO5	CO6	CO7	CO8	AVERAGE	COURSE ATTAINMENT
IA LEVEL	4.00	4.00	4.00	4.00	4.00	3.00	3.00	4.00	3.75	0.94
SE LEVEL	4.00	4.00	4.00	4.00	4.00	4.00	4.00	4.00	4.00	3.00
AVERAGE	4.00	4.00	4.00	4.00	4.00	3.50	3.50	4.00		
CO ATTAINMENT	3.94	3.94	3.94	3.94	3.94	3.45	3.45	3.94	3.81	3.75
OVERALL ATTAINMENT OF THE COURSE										3.94
PO ATTAINMENT OF MATHEMATICS										3.75
M.Sc. IV SEM MATHEMATICS 2021										
	CO1	CO2	CO3	CO4	CO5	CO6	CO7	CO8	AVERAGE	COURSE ATTAINMENT
IA LEVEL	4.00	4.00	4.00	4.00	4.00	3.00	4.00	4.00	3.88	0.97
SE LEVEL	4.00	4.00	3.00	4.00	4.00	4.00	4.00	4.00	3.88	2.91
AVERAGE	4.00	4.00	3.50	4.00	4.00	3.50	4.00	4.00		
CO ATTAINMENT	3.88	3.88	3.39	3.88	3.88	3.39	3.88	3.88	3.75	3.64
OVERALL ATTAINMENT OF THE COURSE										3.88
PO ATTAINMENT OF MATHEMATICS										3.64
M.Sc. IV SEM MATHEMATICS 2022										
	CO1	CO2	CO3	CO4	CO5	CO6	CO7	CO8	AVERAGE	COURSE ATTAINMENT
IA LEVEL	4.00	4.00	4.00	4.00	4.00	4.00	3.00	4.00	3.88	0.97
SE LEVEL	4.00	4.00	4.00	4.00	4.00	4.00	4.00	4.00	4.00	3.00
AVERAGE	4.00	4.00	4.00	4.00	4.00	4.00	3.50	4.00		
CO ATTAINMENT	3.97	3.97	3.97	3.97	3.97	3.97	3.47	3.97	3.91	3.88
OVERALL ATTAINMENT OF THE COURSE										3.97
PO ATTAINMENT OF MATHEMATICS										3.88

YEAR-WISE PROGRAMME OUTCOME ATTAINMENT OF M.Sc (MATHEMATICS) IV SEMESTER

YEAR	PROGRAMME OUTCOME ATTAINMENT
2018-2019	3.19
2019-2020	3.41
2020-2021	3.75
2021-2022	3.64
2022-2023	3.88



PROGRAMME OUTCOME ATTAINMENT OF M.Sc. MATHEMATICS

Course Outcomes of M.Sc. Programme IV Semester 2018-2023

M.Sc. (PHYSICS)

- CO1 Classical Electro Dynamics
- CO2 Statistical and Thermal Physics
- CO3 Nuclear and Practice Physics III
- CO4 Nuclear and Practice Physics IV
- CO5 Nuclear and Practice Physics III (Pr)
- CO6 Nuclear and Practice Physics (Project)

M.Sc. (CHEMISTRY)

- CO1 Inorganic Chemistry
- CO 2 Organic Chemistry
- CO 3 Physical Chemistry
- CO 4 Lab Course in Inorganic Chemistry
- CO 5 Lab Course in Organic Chemistry
- CO 6 Lab Course in Physical Chemistry
- CO 7 Project Report

M.Sc. (MATHEMATICS)

- CO1 Functional Analysis
- CO 2 Fuzzy Topology
- CO 3 Differential Equations-III
- CO 4 Differential Geomety-II
- CO 5 Programming Lab-III
- CO 6 Nevanlinna Theory
- CO 7 Integral Transforms and Integral Equations
- CO8 Project work

B.Sc. V Semester PCM 2018-19											
Sl. No.	NAME OF THE STUDENTS	REG. NO.	CO	MARKS OBTAINED				PERCENTAGE			
				IA (TH)	IA (PR)	SEM END(TH)	SEM END(PR)	IA (TH) %	IA (PR)%	SEM END(TH) %	SEM END (PR) %
1	ADARSH S.A.	16S10005	P	25.00	18.00	104.00	80.00	62.50	90.00	65.00	100.00
			C	31.00	20.00	89.00	69.00	77.50	100.00	55.63	86.25
			M	38.00		132.00		63.33		55.00	
2	AKSHATA K. DODWAD	16S10017	P	28.00	17.00	74.00	59.00	70.00	85.00	46.25	73.75
			C	17.00	20.00	94.00	57.00	42.50	100.00	58.75	71.25
			M	20.00		143.00		33.33		59.58	
3	ANUPAMA V. M.	16S10132	P	31.00	19.00	123.00	78.00	77.50	95.00	76.88	97.50
			C	38.00	20.00	134.00	77.00	95.00	100.00	83.75	96.25
			M	50.00		209.00		83.33		87.08	
4	ASADULLASHA MAKANDAR	16S10039	P	19.00	17.00	73.00	60.00	47.50	85.00	45.63	75.00
			C	26.00	19.00	88.00	51.00	65.00	95.00	55.00	63.75
			M	39.00		129.00		65.00		53.75	
5	CHAITRA V.M.	16S10059	P	39.00	19.00	99.00	73.00	97.50	95.00	61.88	91.25
			C	38.00	20.00	149.00	74.00	95.00	100.00	93.13	92.50
			M	47.00		173.00		78.33		72.08	
6	DIVYA NAIK	16S10071	P	24.00	16.00	99.00	73.00	60.00	80.00	61.88	91.25
			C	33.00	20.00	94.00	68.00	82.50	100.00	58.75	85.00
			M	45.00		139.00		75.00		57.92	
7	G. AKSHATA	16S10074	P	22.00	16.00	103.00	70.00	55.00	80.00	64.38	87.50
			C	32.00	18.00	73.00	69.00	80.00	90.00	45.63	86.25
			M	40.00		131.00		66.67		54.58	
8	GEETA KONAREDDI	16S10079	P	25.00	13.00	79.00	57.00	62.50	65.00	49.38	71.25
			C	37.00	19.00	89.00	53.00	92.50	95.00	55.63	66.25
			M	40.00		137.00		66.67		57.08	
9	GOUTAM	16S10081	P	29.00	18.00	93.00	62.00	72.50	90.00	58.13	77.50
			C	33.00	19.00	83.00	70.00	82.50	95.00	51.88	87.50
			M	44.00		162.00		73.33		67.50	
10	HANAMANT	16S10088	P	17.00	13.00	92.00	51.00	42.50	65.00	57.50	63.75
			C	17.00	19.00	82.00	66.00	42.50	95.00	51.25	82.50

B.Sc. VI Semester PCM 2018-19											
Sl. No.	NAME OF THE STUDENTS	REG. NO.	CO	MARKS OBTAINED				PERCENTAGE			
				IA (TH)	IA (PR)	SEM END(TH)	SEM END(PR)	IA (TH) %	IA (PR)%	SEM END(TH)	SEM END(PR)
1	ADARSH S.A.	16S10005	P	23.00	17.00	84.00	74.00	57.50	85.00	52.50	92.50
			C	32.00	20.00	81.00	77.00	80.00	100.00	50.63	96.25
			M	19.00		107.00		31.67		44.58	
2	AKSHATA K. DODWAD	16S10017	P	30.00	20.00	135.00	71.00	75.00	100.00	84.38	88.75
			C	36.00	19.00	129.00	73.00	90.00	95.00	80.63	91.25
			M	52.00		176.00		86.67		73.33	
3	ANUPAMA V. M.	16S10032	P	30.00	18.00	115.00	78.00	75.00	90.00	71.88	97.50
			C	36.00	20.00	120.00	78.00	90.00	100.00	75.00	97.50
			M	53.00		204.00		88.33		85.00	
4	ASADULLASHA MAKANDAR	16S10039	P	23.00	16.00	96.00	73.00	57.50	80.00	60.00	91.25
			C	18.00	19.00	71.00	72.00	45.00	95.00	44.38	90.00
			M	42.00		154.00		70.00		64.17	
5	CHAITRA V.M.	16S10059	P	26.00	17.00	95.00	74.00	65.00	85.00	59.38	92.50
			C	37.00	20.00	121.00	72.00	92.50	100.00	75.63	90.00
			M	50.00		109.00		83.33		45.42	
6	DIVYA NAIK	16S10071	P	24.00	17.00	92.00	71.00	60.00	85.00	57.50	88.75
			C	23.00	20.00	97.00	75.00	57.50	100.00	60.63	93.75
			M	47.00		131.00		78.33		54.58	
7	G. AKSHATA	16S10074	P	26.00	16.00	85.00	62.00	65.00	80.00	53.13	77.50
			C	31.00	19.00	98.00	76.00	77.50	95.00	61.25	95.00
			M	52.00		142.00		86.67		59.17	
8	GEETA KONAREDDI	16S10079	P	22.00	17.00	92.00	55.00	55.00	85.00	57.50	68.75
			C	33.00	20.00	84.00	74.00	82.50	100.00	52.50	92.50
			M	41.00		96.00		68.33		40.00	
9	GOUTAM	16S10081	P	23.00	17.00	106.00	70.00	57.50	85.00	66.25	87.50
			C	31.00	20.00	82.00	77.00	77.50	100.00	51.25	96.25
			M	46.00		175.00		76.67		72.92	
10	HANAMANT	16S10088	P	21.00	0.00	90.00	60.00	52.50	0.00	56.25	75.00
			C	10.00	9.00	17.00	65.00	25.00	45.00	10.63	81.25
			M	33.00		26.00		55.00		10.83	

11	JYOTHI K.K.	16S10100	P	26.00	17.00	78.00	64.00	65.00	85.00	48.75	80.00
			C	33.00	20.00	98.00	78.00	82.50	100.00	61.25	97.50
			M	51.00		160.00		85.00		66.67	
12	KAVITA GADAGIN	16S10106	P	25.00	18.00	108.00	73.00	62.50	90.00	67.50	91.25
			C	28.00	19.00	105.00	78.00	70.00	95.00	65.63	97.50
			M	49.00		186.00		81.67		77.50	
13	KARTIK PANDIT	16S10113	P	25.00	18.00	119.00	75.00	62.50	90.00	74.38	93.75
			C	25.00	18.00	95.00	78.00	62.50	90.00	59.38	97.50
			M	46.00		131.00		76.67		54.58	
14	MALLANAGOUDA PATIL	16S10124	P	25.00	18.00	101.00	76.00	62.50	90.00	63.13	95.00
			C	32.00	19.00	97.00	78.00	80.00	95.00	60.63	97.50
			M	42.00		143.00		70.00		59.58	
15	MALLIKARJUN A.C.	16S10126	P	13.00	9.00	16.00	28.00	32.50	45.00	10.00	35.00
			C	27.00	19.00	96.00	72.00	67.50	95.00	60.00	90.00
			M	31.00		79.00		51.67		32.92	
16	MANJUNATH HEBBAR	16S10135	P	17.00	13.00	73.00	73.00	42.50	65.00	45.63	91.25
			C	18.00	17.00	100.00	59.00	45.00	85.00	62.50	73.75
			M	0.00		120.00		0.00		50.00	
17	MEGHA H.D.	16S10144	P	29.00	19.00	137.00	80.00	72.50	95.00	85.63	100.00
			C	35.00	18.00	130.00	78.00	87.50	90.00	81.25	97.50
			M	52.00		172.00		86.67		71.67	
18	MEGHA TALIKOTI	16S10147	P	20.00	17.00	50.00	64.00	50.00	85.00	31.25	80.00
			C	30.00	19.00	99.00	73.00	75.00	95.00	61.88	91.25
			M	43.00		39.00		71.67		16.25	
19	NAGAVENI M.	16S10158	P	26.00	18.00	98.00	75.00	65.00	90.00	61.25	93.75
			C	36.00	20.00	96.00	78.00	90.00	100.00	60.00	97.50
			M	49.00		120.00		81.67		50.00	

B.Sc. VI Semester IFF, BOT, CHE, ZOO, 2018-19											
Sl. No.	NAME OF THE STUDENTS	REG. NO.	CO	IA (TH)	IA (PR)	SEM END(TH)	SEM END(PR)	IA (TH)	IA (PR)	SEM END(TH)	SEM END(PR)
1	BHUSHAN UPPAR	16S10052	IFF	35.00	19.00	129.00	74.00	87.50	95.00	80.63	92.50
			ZOO	31.00	15.00	107.00	66.00	77.50	75.00	66.88	82.50
			CHE	14.00	15.00	88.00	73.00	35.00	75.00	55.00	91.25
2	GOPAL HOSAMANI	16S10080	IFF	35.00	19.00	103.00	68.00	87.50	95.00	64.38	85.00
			ZOO	28.00	14.00	103.00	64.00	70.00	70.00	64.38	80.00
			CHE	15.00	14.00	65.00	64.00	37.50	70.00	40.63	80.00
3	PRASHANT KUMAR	16S10086	IFF	34.00	18.00	112.00	73.00	85.00	90.00	70.00	91.25
			ZOO	27.00	15.00	74.00	55.00	67.50	75.00	46.25	68.75
			CHE	14.00	16.00	92.00	71.00	35.00	80.00	57.50	88.75
4	MANJUNATH	16S10133	IFF	37.00	19.00	99.00	68.00	92.50	95.00	61.88	85.00
			ZOO	28.00	15.00	124.00	68.00	70.00	75.00	77.50	85.00
			CHE	16.00	17.00	99.00	68.00	40.00	85.00	61.88	85.00
5	MEGHA PATIL	16S10145	IFF	39.00	20.00	149.00	79.00	97.50	100.00	93.13	98.75
			BOT	30.00	17.00	112.00	67.00	75.00	85.00	70.00	83.75
			CHE	31.00	18.00	110.00	75.00	77.50	90.00	68.75	93.75
6	MISBA N. KHAN	16S10151	IFF	38.00	20.00	142.00	79.00	95.00	100.00	88.75	98.75
			ZOO	28.00	17.00	122.00	73.00	70.00	85.00	76.25	91.25
			CHE	19.00	17.00	124.00	66.00	47.50	85.00	77.50	82.50
7	RAJESHWARI GARGAL	16S10222	IFF	40.00	20.00	149.00	80.00	100.00	100.00	93.13	100.00
			ZOO	34.00	18.00	112.00	77.00	85.00	90.00	70.00	96.25
			CHE	24.00	17.00	140.00	67.00	60.00	85.00	87.50	83.75
8	SUJATHA KATTIMANI	16S10320	IFF	36.00	20.00	137.00	78.00	90.00	100.00	85.63	97.50
			ZOO	31.00	17.00	109.00	68.00	77.50	85.00	68.13	85.00
			CHE	19.00	15.00	132.00	71.00	47.50	75.00	82.50	88.75
9	PREETI BENDRE	16S10195	IFF	39.00	20.00	129.00	77.00	97.50	100.00	80.63	96.25
			BOT	27.00	15.00	92.00	66.00	67.50	75.00	57.50	82.50
			CHE	27.00	19.00	68.00	70.00	67.50	95.00	42.50	87.50
10	SARASWATI GANIGER	16S10266	IFF	35.00	19.00	119.00	73.00	87.50	95.00	74.38	91.25
			BOT	25.00	14.00	93.00	65.00	62.50	70.00	58.13	81.25
			CHE	23.00	20.00	93.00	67.00	57.50	100.00	58.13	83.75

B.Sc. V Semester MICROBIOLOGY 2018-19

Sl. No.	NAME OF THE STUDENTS	REG. NO.	CO	IA (TH)	IA (PR)	SEM END(TH)	SEM END(PR)	IA (TH)	IA (PR)	SEM END(TH)	SEM END(PR)
1	AMIT S. NANDAGADKAR	16S10024	C	23.00	18.00	101.00	71.00	57.50	90.00	63.13	88.75
			B	25.00	10.00	112.00	75.00	62.50	50.00	70.00	93.75
			MIC	31.00	0.00	124.00	75.00	77.50	0.00	77.50	93.75
2	ANKITA JOSHI	16S10030	C	30.00	18.00	112.00	75.00	75.00	90.00	70.00	93.75
			B	32.00	18.00	116.00	76.00	80.00	90.00	72.50	95.00
			MIC	38.00	17.00	136.00	79.00	95.00	85.00	85.00	98.75
3	ANUSHA B.	16S10033	C	30.00	18.00	112.00	73.00	75.00	90.00	70.00	91.25
			B	29.00	17.00	112.00	72.00	72.50	85.00	70.00	90.00
			MIC	35.00	17.00	140.00	73.00	87.50	85.00	87.50	91.25
4	ASHA BARADDI	16S10040	C	32.00	20.00	124.00	68.00	80.00	100.00	77.50	85.00
			Z	39.00	18.00	116.00	77.00	97.50	90.00	72.50	96.25
			MIC	36.00	20.00	149.00	75.00	90.00	100.00	93.13	93.75
5	BHAGYASHREE NEERALKERI	16S10046	C	31.00	19.00	129.00	76.00	77.50	95.00	80.63	95.00
			Z	37.00	18.00	132.00	78.00	92.50	90.00	82.50	97.50
			MIC	40.00	20.00	134.00	79.00	100.00	100.00	83.75	98.75
6	CHAITRA HEGDE	16S10057	C	36.00	16.00	114.00	71.00	90.00	80.00	71.25	88.75
			Z	39.00	18.00	116.00	79.00	97.50	90.00	72.50	98.75
			MIC	40.00	20.00	150.00	80.00	100.00	100.00	93.75	100.00
7	CHAITRA SHIROL	16S10058	C	30.00	18.00	125.00	75.00	75.00	90.00	78.13	93.75
			Z	37.00	17.00	120.00	76.00	92.50	85.00	75.00	95.00
			MIC	35.00	20.00	149.00	77.00	87.50	100.00	93.13	96.25
8	D.V. ANUJA	16S10065	C	31.00	20.00	121.00	79.00	77.50	100.00	75.63	98.75
			Z	39.00	17.00	133.00	76.00	97.50	85.00	83.13	95.00
			MIC	37.00	19.00	150.00	77.00	92.50	95.00	93.75	96.25
9	HARSHITA HALEMANI	16S10090	C	31.00	17.00	80.00	74.00	77.50	85.00	50.00	92.50
			Z	37.00	18.00	129.00	77.00	92.50	90.00	80.63	96.25
			MIC	38.00	20.00	144.00	80.00	95.00	100.00	90.00	100.00
10	KAVERI R.S.	16S10103	C	26.00	15.00	65.00	75.00	65.00	75.00	40.63	93.75
			B	28.00	17.00	106.00	74.00	70.00	85.00	66.25	92.50
			MIC	34.00	17.00	134.00	77.00	85.00	85.00	83.75	96.25

B.Sc. VI Semester MICROBIOLOGY 2018-19

Sl. No.	NAME OF THE STUDENTS	REG. NO.	CO	IA (TH)	IA (PR)	SEM END(TH)	SEM END(PR)	IA (TH)	IA (PR)	SEM END(TH)	SEM END(PR)
1	AMIT S. NANDAGADKAR	16S10024	C	22.00	19.00	74.00	71.00	55.00	95.00	46.25	88.75
			B	21.00	16.00	123.00	73.00	52.50	80.00	76.88	91.25
			MIC	2.00	16.00	103.00	79.00	5.00	80.00	64.38	98.75
2	ANKITA JOSHI	16S10030	C	25.00	20.00	94.00	75.00	62.50	100.00	58.75	93.75
			B	27.00	18.00	135.00	75.00	67.50	90.00	84.38	93.75
			MIC	37.00	18.00	139.00	80.00	92.50	90.00	86.88	100.00
3	ANUSHA B.	16S10033	C	24.00	13.00	89.00	70.00	60.00	65.00	55.63	87.50
			B	29.00	17.00	125.00	71.00	72.50	85.00	78.13	88.75
			MIC	38.00	18.00	135.00	75.00	95.00	90.00	84.38	93.75
4	ASHA BARADDI	16S10040	C	33.00	17.00	94.00	75.00	82.50	85.00	58.75	93.75
			Z	34.00	18.00	130.00	77.00	85.00	90.00	81.25	96.25
			MIC	36.00	20.00	140.00	77.00	90.00	100.00	87.50	96.25
5	BHAGYASHREE NEERALKERI	16S10046	C	32.00	19.00	114.00	76.00	80.00	95.00	71.25	95.00
			Z	35.00	20.00	144.00	78.00	87.50	100.00	90.00	97.50
			MIC	39.00	20.00	145.00	76.00	97.50	100.00	90.63	95.00
6	CHAITRA HEGDE	16S10057	C	37.00	19.00	139.00	77.00	92.50	95.00	86.88	96.25
			Z	37.00	19.00	125.00	76.00	92.50	95.00	78.13	95.00
			MIC	37.00	20.00	145.00	80.00	92.50	100.00	90.63	100.00
7	CHAITRA SHIROL	16S10058	C	30.00	17.00	135.00	72.00	75.00	85.00	84.38	90.00
			Z	34.00	19.00	103.00	75.00	85.00	95.00	64.38	93.75
			MIC	35.00	20.00	134.00	75.00	87.50	100.00	83.75	93.75
8	D.V. ANUJA	16S10065	C	31.00	19.00	100.00	78.00	77.50	95.00	62.50	97.50
			Z	37.00	19.00	143.00	78.00	92.50	95.00	89.38	97.50
			MIC	38.00	20.00	141.00	79.00	95.00	100.00	88.13	98.75
9	HARSHITA HALEMANI	16S10090	C	26.00	17.00	108.00	76.00	65.00	85.00	67.50	95.00
			Z	37.00	17.00	132.00	80.00	92.50	85.00	82.50	100.00
			MIC	38.00	20.00	151.00	78.00	95.00	100.00	94.38	97.50
10	KAVERI R.S.	16S10103	C	31.00	18.00	90.00	70.00	77.50	90.00	56.25	87.50
			B	31.00	16.00	127.00	69.00	77.50	80.00	79.38	86.25
			MIC	38.00	19.00	132.00	76.00	95.00	95.00	82.50	95.00

B.Sc. V Semester BIOTECHNOLOGY 2018-19											
Sl. No.	NAME OF THE STUDENTS	REG. NO.	CO	IA (TH)	IA (PR)	SEM END(TH)	SEM END(PR)	IA (TH)	IA (PR)	SEM END(TH)	SEM END(PR)
1	ANNAPURNA HITTINAMATH	16S10031	C	30.00	18.00	125.00	77.00	75.00	90.00	78.13	96.25
			Z	35.00	20.00	130.00	76.00	87.50	100.00	81.25	95.00
			BT	37.00	20.00	139.00	76.00	92.50	100.00	86.88	95.00
2	BHOOMIKA R	16S10351	C	29.00	13.00	102.00	75.00	72.50	65.00	63.75	93.75
			BOT	28.00	20.00	122.00	69.00	70.00	100.00	76.25	86.25
			BT	35.00	15.00	110.00	74.00	87.50	75.00	68.75	92.50
3	DEEPA G. PUJAR	16S10066	C	30.00	18.00	98.00	71.00	75.00	90.00	61.25	88.75
			BOT	22.00	17.00	99.00	60.00	55.00	85.00	61.88	75.00
			BT	30.00	17.00	110.00	75.00	75.00	85.00	68.75	93.75
4	DEEPTI. M. BELLAD	16S10069	C	30.00	19.00	72.00	75.00	75.00	95.00	45.00	93.75
			Z	32.00	19.00	123.00	77.00	80.00	95.00	76.88	96.25
			BT	36.00	19.00	130.00	78.00	90.00	95.00	81.25	97.50
5	GULHAZ N. KHAN	16S10082	C	31.00	19.00	108.00	65.00	77.50	95.00	67.50	81.25
			Z	35.00	20.00	134.00	77.00	87.50	100.00	83.75	96.25
			BT	39.00	19.00	128.00	76.00	97.50	95.00	80.00	95.00
6	GURUDEVI D. TOTAD	16S10084	C	32.00	18.00	111.00	74.00	80.00	90.00	69.38	92.50
			Z	35.00	20.00	132.00	76.00	87.50	100.00	82.50	95.00
			BT	39.00	19.00	135.00	79.00	97.50	95.00	84.38	98.75
7	MUBINBANU KARIGOL	16S10154	C	30.00	19.00	96.00	74.00	75.00	95.00	60.00	92.50
			BOT	29.00	19.00	121.00	63.00	72.50	95.00	75.63	78.75
			BT	39.00	18.00	136.00	76.00	97.50	90.00	85.00	95.00
8	NAVEENA	16S10165	C	32.00	20.00	97.00	77.00	80.00	100.00	60.63	96.25
			BOT	30.00	19.00	129.00	78.00	75.00	95.00	80.63	97.50
			BT	40.00	20.00	131.00	80.00	100.00	100.00	81.88	100.00
9	PREETI V. BHAT	16S10206	C	33.00	20.00	141.00	77.00	82.50	100.00	88.13	96.25
			Z	36.00	20.00	132.00	78.00	90.00	100.00	82.50	97.50
			BT	40.00	20.00	146.00	79.00	100.00	100.00	91.25	98.75
10	RAJAHUSSAIN	16S10218	C	26.00	16.00	92.00	62.00	65.00	80.00	57.50	77.50
			BOT	26.00	16.00	117.00	66.00	65.00	80.00	73.13	82.50
			BT	29.00	18.00	126.00	74.00	72.50	90.00	78.75	92.50
			C	27.00	19.00	95.00	75.00	67.50	95.00	59.38	93.75

11	SANGAMESH MAGANUR	16S10257	Z	23.00	18.00	113.00	77.00	57.50	90.00	70.63	96.25
			BT	17.00	11.00	106.00	72.00	42.50	55.00	66.25	90.00
B.Sc. VI Semester BIOTECHNOLOGY 2018-19											
Sl. No.	NAME OF THE STUDENTS	REG. NO.	CO	IA (TH)	IA (PR)	SEM END(TH)	SEM END(PR)	IA (TH)	IA (PR)	SEM END(TH)	SEM END(PR)
1	ANNAPURNA HITTINAMATH	16S10031	C	31.00	18.00	117.00	78.00	77.50	90.00	73.13	97.50
			Z	36.00	20.00	142.00	75.00	90.00	100.00	88.75	93.75
			BT	40.00	18.00	139.00	80.00	100.00	90.00	86.88	100.00
2	BHOO MIKA R	16S10351	C	28.00	14.00	64.00	66.00	70.00	70.00	40.00	82.50
			BOT	26.00	15.00	112.00	70.00	65.00	75.00	70.00	87.50
			BT	33.00	15.00	106.00	73.00	82.50	75.00	66.25	91.25
			C	17.00	18.00	97.00	74.00	42.50	90.00	60.63	92.50
3	DEEPA G. PUJAR	16S10066	BOT	26.00	16.00	105.00	69.00	65.00	80.00	65.63	86.25
			BT	30.00	18.00	136.00	79.00	75.00	90.00	85.00	98.75
4	DEEPTI. M. BELLAD	16S10069	C	26.00	17.00	98.00	78.00	65.00	85.00	61.25	97.50
			Z	34.00	20.00	117.00	72.00	85.00	100.00	73.13	90.00
			BT	32.00	18.00	116.00	76.00	80.00	90.00	72.50	95.00
			C	31.00	18.00	93.00	78.00	77.50	90.00	58.13	97.50
5	GULHAZ N. KHAN	16S10082	Z	37.00	20.00	135.00	75.00	92.50	100.00	84.38	93.75
			BT	39.00	18.00	144.00	79.00	97.50	90.00	90.00	98.75
6	GURUDEV I D. TOTAD	16S10084	C	27.00	17.00	112.00	79.00	67.50	85.00	70.00	98.75
			Z	38.00	20.00	140.00	76.00	95.00	100.00	87.50	95.00
			BT	34.00	17.00	125.00	78.00	85.00	85.00	78.13	97.50
			C	30.00	18.00	110.00	75.00	75.00	90.00	68.75	93.75
7	MUBINBANU KARIGOL	16S10154	BOT	32.00	14.00	125.00	70.00	80.00	70.00	78.13	87.50
			BT	38.00	19.00	142.00	79.00	95.00	95.00	88.75	98.75
8	NAVEENA	16S10165	C	29.00	19.00	121.00	78.00	72.50	95.00	75.63	97.50
			BOT	31.00	15.00	117.00	76.00	77.50	75.00	73.13	95.00
			BT	38.00	17.00	158.00	80.00	95.00	85.00	98.75	100.00
			C	28.00	19.00	125.00	77.00	70.00	95.00	78.13	96.25
9	PREETI V. BHAT	16S10206	Z	36.00	20.00	112.00	78.00	90.00	100.00	70.00	97.50
			BT	39.00	18.00	151.00	80.00	97.50	90.00	94.38	100.00
10	RAJAHUSSAIN	16S10218	C	11.00	15.00	93.00	69.00	27.50	75.00	58.13	86.25
			BOT	21.00	13.00	113.00	63.00	52.50	65.00	70.63	78.75

11	SANGAMESH MAGANUR	16S10257	BT	25.00	14.00	103.00	74.00	62.50	70.00	64.38	92.50
			C	12.00	18.00	91.00	75.00	30.00	90.00	56.88	93.75
			Z	23.00	18.00	81.00	70.00	57.50	90.00	50.63	87.50
			BT	12.00	17.00	108.00	69.00	30.00	85.00	67.50	86.25

B.Sc. V Semester Electronics 2018-19

Sl. No.	NAME OF THE STUDENTS	REG. NO.	CO	Marks obtained				Percentage			
				IA (TH)	IA (PR)	SEM END(TH)	SEM END(PR)	IA (TH)	IA (PR)	SEM END(TH)	SEM END(PR)
1	BHUVANESHWARI TELI	16S10054	M	48.00	—	195.00		80.00		81.25	
			P	29.00	19.00	114.00	73.00	72.50	95.00	71.25	91.25
			E	32.00	18.00	84.00	74.00	80.00	90.00	52.50	92.50
2	JYOTHI HUNAGUND	16S10099	M	57.00	—	172.00		95.00		71.67	
			P	33.00	17.00	122.00	74.00	82.50	85.00	76.25	92.50
			E	34.00	17.00	101.00	69.00	85.00	85.00	63.13	86.25
3	MAHESHWARI KALYANSHETTI	16S10128	M	51.00	—	183.00		85.00		76.25	
			P	31.00	19.00	109.00	76.00	77.50	95.00	68.13	95.00
			E	37.00	18.00	104.00	73.00	92.50	90.00	65.00	91.25
4	MEGHARAJ KARABARI	16S10149	M	48.00	—	168.00		80.00		70.00	
			P	32.00	17.00	110.00	76.00	80.00	85.00	68.75	95.00
			E	35.00	17.00	106.00	74.00	87.50	85.00	66.25	92.50
5	SEEMA G. KOTUR	16S10273	M	46.00	—	130.00		76.67		54.17	
			P	24.00	18.00	103.00	70.00	60.00	90.00	64.38	87.50
			E	32.00	19.00	111.00	71.00	80.00	95.00	69.38	88.75
6	SHREESHAIL GODEKAR	16S10296	M	45.00	—	186.00		75.00		77.50	
			P	28.00	19.00	128.00	77.00	70.00	95.00	80.00	96.25
			E	31.00	19.00	92.00	72.00	77.50	95.00	57.50	90.00
7	SHWETA HALEMANI	16S10302	M	60.00	—	182.00		100.00		75.83	
			P	40.00	20.00	108.00	75.00	100.00	100.00	67.50	93.75
			E	40.00	20.00	91.00	63.00	100.00	100.00	56.88	78.75
8	SQUIMYA B. BHOOMANGOLIDAR	16S10304	M	50.00	—	177.00		83.33		73.75	
			P	28.00	19.00	106.00	73.00	70.00	95.00	66.25	91.25

8	SOURYA P. BHOOMANGODAR	16S1034	E	33.00	17.00	83.00	70.00	82.50	85.00	51.88	87.50
9	VENUGOPAL NAYAK	16S10361	M	42.00		115.00		70.00		47.92	
			P	24.00	18.00	71.00	76.00	60.00	90.00	44.38	95.00
			E	23.00	19.00	81.00	70.00	57.50	95.00	50.63	87.50

B.Sc. VI Semester Electronics 2018-19

Sl. No.	NAME OF THE STUDENTS	REG. NO.	CO	Marks obtained				Percentage			
				IA (TH)	IA (PR)	SEM END(TH)	SEM END(PR)	IA (TH)	IA (PR)	SEM END(TH)	SEM END(PR)
1	BHUVANESHWARI TELI	16S10054	M	48.00		177.00		80.00		73.75	
			P	29.00	20.00	99.00	77.00	72.50	100.00	61.88	96.25
			E	35.00	19.00	136.00	72.00	87.50	95.00	85.00	90.00
2	JYOTHI HUNAGUND	16S10099	M	54.00		130.00		90.00		54.17	
			P	27.00	19.00	101.00	76.00	67.50	95.00	63.13	95.00
			E	34.00	18.00	119.00	71.00	85.00	90.00	74.38	88.75
3	MAHESHWARI KALYANSHETTI	16S10128	M	52.00		189.00		86.67		78.75	
			P	34.00	20.00	117.00	77.00	85.00	100.00	73.13	96.25
			E	36.00	18.00	141.00	75.00	90.00	90.00	88.13	93.75
4	MEGHARAJ KARABARI	16S10149	M	58.00		132.00		96.67		55.00	
			P	28.00	20.00	109.00	78.00	70.00	100.00	68.13	97.50
			E	34.00	17.00	105.00	72.00	85.00	85.00	65.63	90.00
5	SEEMA G. KOTUR	16S10273	M	44.00		105.00		73.33		43.75	
			P	28.00	20.00	109.00	74.00	70.00	100.00	68.13	92.50
			E	31.00	5.00	121.00	69.00	77.50	25.00	75.63	86.25
6	SHREESHAIL GODEKAR	16S10296	M	48.00		167.00		80.00		69.58	
			P	28.00	20.00	121.00	73.00	70.00	100.00	75.63	91.25
			E	31.00	18.00	126.00	72.00	77.50	90.00	78.75	90.00
7	SHWETA HALEMANI	16S10302	M	45.00		172.00		75.00		71.67	
			P	30.00	19.00	102.00	74.00	75.00	95.00	63.75	92.50
			E	31.00	16.00	111.00	69.00	77.50	80.00	69.38	86.25
8	SOURYA P. BHOOMANGODAR	16S1034	M	51.00		140.00		85.00		58.33	
			P	23.00	19.00	103.00	72.00	57.50	95.00	64.38	90.00
			E	32.00	17.00	109.00	73.00	80.00	85.00	68.13	91.25

9	VENUGOPAL NAYAK	16S10361	M	44.00		112.00		73.33		46.67	
			P	22.00	15.00	92.00	70.00	55.00	75.00	57.50	87.50
			E	27.00	18.00	120.00	64.00	67.50	90.00	75.00	80.00

B.Sc. V SEM F.Sc. (Criminology) 2018-19

Sl. No.	NAME OF THE STUDENTS	REG. NO.	CO	IA (TH)	IA (PR)	SEM END (TH)	SEM END (PR)	IA (TH)	IA (PR)	SEM END (TH)	SEM END (PR)
1	ABHISHEK R.D.	16S10003	CR	30.00	13.00	104.00	55.00	75.00	65.00	65.00	68.75
			M	39.00		143.00		65.00		59.58	
			PHY	21.00	9.00	80.00	63.00	52.50	45.00	50.00	78.75
2	ALLAMA C.	16S10023	CR	32.00	14.00	95.00	54.00	80.00	70.00	59.38	67.50
			Z	25.00	15.00	100.00	65.00	62.50	75.00	62.50	81.25
			AN	38.00	18.00	140.00	75.00	95.00	90.00	87.50	93.75
3	ANUSHA D.D.	16S10034	CR	32.00	16.00	102.00	66.00	80.00	80.00	63.75	82.50
			CHE	34.00	18.00	112.00	71.00	85.00	90.00	70.00	88.75
			Z	31.00	16.00	124.00	75.00	77.50	80.00	77.50	93.75
4	BHIMAPPA S. KOLYAR	16S10049	CR	34.00	16.00	94.00	55.00	85.00	80.00	58.75	68.75
			CHE	30.00	17.00	115.00	70.00	75.00	85.00	71.88	87.50
			Z	30.00	16.00	123.00	69.00	75.00	80.00	76.88	86.25
5	BHUVANESH H.M.	16S10053	CR	31.00	14.00	113.00	53.00	77.50	70.00	70.63	66.25
			CHE	31.00	17.00	113.00	54.00	77.50	85.00	70.63	67.50
			Z	36.00	14.00	99.00	68.00	90.00	70.00	61.88	85.00
6	DURVERAVI P.	16S10072	CR	28.00	12.00	105.00	50.00	70.00	60.00	65.63	62.50
			CHE	28.00	18.00	131.00	74.00	70.00	90.00	81.88	92.50
			Z	26.00	15.00	124.00	72.00	65.00	75.00	77.50	90.00
7	GURURAJ CHIKMATH	16S10085	CR	33.00	16.00	103.00	57.00	82.50	80.00	64.38	71.25
			M	44.00		163.00		73.33		67.92	
			PHY	24.00	15.00	112.00	75.00	60.00	75.00	70.00	93.75
8	HARISHA S.M.	16S10089	CR	24.00	15.00	102.00	62.00	60.00	75.00	63.75	77.50
			CHE	23.00	18.00	65.00	72.00	57.50	90.00	40.63	90.00
			AN	34.00	16.00	140.00	72.00	85.00	80.00	87.50	90.00
9	INDUMATI N. MADIWALAR	16S10093	CR	34.00	17.00	106.00	67.00	85.00	85.00	66.25	83.75
			CHE	38.00	16.00	86.00	76.00	95.00	80.00	53.75	95.00
			Z	34.00	16.00	134.00	74.00	85.00	80.00	83.75	92.50
10	MANJUNATH	16S10134	CR	26.00	15.00	99.00	67.00	65.00	75.00	61.88	83.75
			GEOG	40.00	20.00	129.00	68.00	100.00	100.00	80.63	85.00
			AN	34.00	17.00	134.00	70.00	85.00	85.00	83.75	87.50

B.Sc. VI SEM F.Sc. (Criminology) 2018-19

Sl. No.	NAME OF THE STUDENTS	REG. NO.	CO	IA (TH)	IA (PR)	SEM END (TH)	SEM END (PR)	IA (TH)	IA (PR)	SEM END (TH)	SEM END (PR)
1	ABHISHEK R.D.	16S10003	CR	33.00	16.00	118.00	65.00	82.50	80.00	73.75	81.25
			M	45.00		156.00		75.00		65.00	
			PHY	20.00	17.00	94.00	72.00	50.00	85.00	58.75	90.00
2	ALLAMA C.	16S10023	CR	35.00	17.00	118.00	69.00	87.50	85.00	73.75	86.25
			Z	23.00	16.00	105.00	72.00	57.50	80.00	65.63	90.00
			AN	36.00	19.00	134.00	68.00	90.00	95.00	83.75	85.00
3	ANUSHA D.D.	16S10034	CR	36.00	18.00	115.00	73.00	90.00	90.00	71.88	91.25
			CHE	33.00	19.00	118.00	78.00	82.50	95.00	73.75	97.50
			Z	32.00	19.00	139.00	76.00	80.00	95.00	86.88	95.00
4	BHIMAPPA S. KOLYAR	16S10049	CR	33.00	17.00	113.00	68.00	82.50	85.00	70.63	85.00
			CHE	19.00	19.00	87.00	72.00	47.50	95.00	54.38	90.00
			Z	29.00	17.00	120.00	64.00	72.50	85.00	75.00	80.00
5	BHUVANESH H.M.	16S10053	CR	34.00	17.00	116.00	65.00	85.00	85.00	72.50	81.25
			CHE	15.00	13.00	98.00	72.00	37.50	65.00	61.25	90.00
			Z	27.00	15.00	117.00	63.00	67.50	75.00	73.13	78.75
6	DURVERAVI P.	16S10072	CR	29.00	17.00	117.00	70.00	72.50	85.00	73.13	87.50
			CHE	22.00	18.00	108.00	76.00	55.00	90.00	67.50	95.00
			Z	14.00	17.00	131.00	72.00	35.00	85.00	81.88	90.00
7	GURURAJ CHIKMATH	16S10085	CR	36.00	17.00	118.00	74.00	90.00	85.00	73.75	92.50
			M	47.00		194.00		78.33		80.83	
			PHY	25.00	20.00	113.00	72.00	62.50	100.00	70.63	90.00
8	HARISHA S.M.	16S10089	CR	25.00	17.00	116.00	70.00	62.50	85.00	72.50	87.50
			CHE	16.00	15.00	77.00	61.00	40.00	75.00	48.13	76.25
			AN	32.00	17.00	123.00	63.00	80.00	85.00	76.88	78.75
9	INDUMATI N. MADIWALAR	16S10093	CR	37.00	18.00	113.00	71.00	92.50	90.00	70.63	88.75
			CHE	22.00	14.00	113.00	73.00	55.00	70.00	70.63	91.25
			Z	34.00	19.00	123.00	71.00	85.00	95.00	76.88	88.75
10	MANJUNATH	16S10134	CR	30.00	16.00	116.00	68.00	75.00	80.00	72.50	85.00
			GEOG	34.00	20.00	125.00	72.00	85.00	100.00	78.13	90.00
			AN	36.00	19.00	124.00	68.00	90.00	95.00	77.50	85.00

B.Sc. V SEM GEOL, GEOG, CHEM 2018-19											
Sl. No.	NAME OF THE STUDENTS	REG. NO.	CO	IA (TH)	IA (PR)	SEM END (TH)	SEM END (PR)	IA (TH)	IA (PR)	SEM END (TH)	SEM END (PR)
1	SATTEYAPPA G.	16S10075	GEO	27.00	17.00	125.00	60.00	67.50	85.00	78.13	75.00
			GEOG	32.00	17.00	139.00	62.00	80.00	85.00	86.88	77.50
			CHE	30.00	16.00	86.00	71.00	75.00	80.00	53.75	88.75
2	KRISHNA UPPAR	16S10114	GEO	37.00	19.00	144.00	71.00	92.50	95.00	90.00	88.75
			GEOG	35.00	20.00	123.00	76.00	87.50	100.00	76.88	95.00
			CHE	24.00	15.00	79.00	72.00	60.00	75.00	49.38	90.00
3	MANJAPPA U PATIL	16S10130	GEO	31.00	18.00	120.00	69.00	77.50	90.00	75.00	86.25
			GEOG	35.00	19.00	124.00	68.00	87.50	95.00	77.50	85.00
			CHE	26.00	15.00	74.00	66.00	65.00	75.00	46.25	82.50
4	RAMANINGA DODAMANI	16S10233	GEO	32.00	17.00	121.00	63.00	80.00	85.00	75.63	78.75
			GEOG	36.00	20.00	130.00	67.00	90.00	100.00	81.25	83.75
			AN	37.00	18.00	150.00	76.00	92.50	90.00	93.75	95.00
5	RAVIKUMAR GADAD	16S10242	GEO	37.00	18.00	141.00	68.00	92.50	90.00	88.13	85.00
			GEOG	39.00	20.00	142.00	78.00	97.50	100.00	88.75	97.50
			AN	38.00	18.00	150.00	77.00	95.00	90.00	93.75	96.25
6	VENKATESH PATIL	16S10360	GEO	30.00	17.00	122.00	64.00	75.00	85.00	76.25	80.00
			GEOG	31.00	20.00	140.00	72.00	77.50	100.00	87.50	90.00
			AN	35.00	18.00	145.00	72.00	87.50	90.00	90.63	90.00
7	VISHWAPOORVA	16S10378	GEO	33.00	17.00	143.00	61.00	82.50	85.00	89.38	76.25
			GEOG	33.00	17.00	142.00	60.00	82.50	85.00	88.75	75.00
			BOT	23.00	17.00	103.00	59.00	57.50	85.00	64.38	73.75
8	AKSHATA SHEELAVANTAR	16S10020	GEO	35.00	19.00	118.00	61.00	87.50	95.00	73.75	76.25
			GEOG	38.00	19.00	138.00	77.00	95.00	95.00	86.25	96.25
			CHE	33.00	15.00	64.00	68.00	82.50	75.00	40.00	85.00
9	BHARAT KARADDI	16S10047	GEO	31.00	16.00	141.00	59.00	77.50	80.00	88.13	73.75
			GEOG	32.00	17.00	118.00	72.00	80.00	85.00	73.75	90.00
			AN	36.00	14.00	140.00	75.00	90.00	70.00	87.50	93.75
10	BASAVARAJ	16S10044	GEO	31.00	17.00	131.00	58.00	77.50	85.00	81.88	72.50
			GEOG	34.00	10.00	128.00	68.00	85.00	50.00	80.00	85.00
			CHE	24.00	16.00	82.00	70.00	60.00	80.00	51.25	87.50

B.Sc. VI SEM GEOL, GEOG, CHEM 2018-19

Sl. No.	NAME OF THE STUDENTS	REG. NO.	CO	IA (TH)	IA (PR)	SEM END (TH)	SEM END (PR)	IA (TH)	IA (PR)	SEM END (TH)	SEM END (PR)
1	SATTEYAPPA G.	16S10075	GEO	20.00	16.00	132.00	59.00	50.00	80.00	82.50	73.75
			GEOG	25.00	20.00	127.00	66.00	62.50	100.00	79.38	82.50
			CHE	12.00	15.00	100.00	74.00	30.00	75.00	62.50	92.50
2	KRISHNA UPPAR	16S10114	GEO	35.00	18.00	150.00	74.00	87.50	90.00	93.75	92.50
			GEOG	34.00	20.00	134.00	75.00	85.00	100.00	83.75	93.75
			CHE	7.00	15.00	132.00	73.00	17.50	75.00	82.50	91.25
3	MANJAPPA U PATIL	16S10130	GEO	24.00	16.00	109.00	69.00	60.00	80.00	68.13	86.25
			GEOG	31.00	20.00	125.00	75.00	77.50	100.00	78.13	93.75
			CHE	11.00	16.00	102.00	60.00	27.50	80.00	63.75	75.00
4	RAMANINGA DODAMANI	16S10233	GEO	31.00	18.00	144.00	73.00	77.50	90.00	90.00	91.25
			GEOG	35.00	20.00	140.00	77.00	87.50	100.00	87.50	96.25
			AN	37.00	18.00	133.00	68.00	92.50	90.00	83.13	85.00
5	RAVIKUMAR GADAD	16S10242	GEO	27.00	19.00	123.00	74.00	67.50	95.00	76.88	92.50
			GEOG	40.00	20.00	147.00	78.00	100.00	100.00	91.88	97.50
			AN	40.00	20.00	133.00	65.00	100.00	100.00	83.13	81.25
6	VENKATESH PATIL	16S10360	GEO	31.00	17.00	125.00	72.00	77.50	85.00	78.13	90.00
			GEOG	32.00	20.00	132.00	75.00	80.00	100.00	82.50	93.75
			AN	36.00	18.00	127.00	66.00	90.00	90.00	79.38	82.50
7	VISHWAPOORVA	16S10378	GEO	31.00	19.00	111.00	72.00	77.50	95.00	69.38	90.00
			GEOG	35.00	20.00	141.00	75.00	87.50	100.00	88.13	93.75
			BOT	25.00	15.00	122.00	66.00	62.50	75.00	76.25	82.50
8	AKSHATA SHEELAVANTAR	16S10020	GEO	31.00	19.00	130.00	73.00	77.50	95.00	81.25	91.25
			GEOG	37.00	20.00	135.00	78.00	92.50	100.00	84.38	97.50
			CHE	31.00	17.00	86.00	75.00	77.50	85.00	53.75	93.75
9	BHARAT KARADDI	16S10047	GEO	26.00	17.00	113.00	65.00	65.00	85.00	70.63	81.25
			GEOG	34.00	20.00	131.00	77.00	85.00	100.00	81.88	96.25
			AN	32.00	19.00	133.00	66.00	80.00	95.00	83.13	82.50
10	BASAVARAJ	16S10044	GEO	28.00	15.00	122.00	60.00	70.00	75.00	76.25	75.00
			GEOG	27.00	20.00	131.00	75.00	67.50	100.00	81.88	93.75
			CHE	10.00	14.00	87.00	61.00	25.00	70.00	54.38	76.25

B.Sc. V Semester GENETICS 2018-19											
Sl. No.	NAME OF THE STUDENTS	REG. NO.	CO	IA (TH)	IA (PR)	SEM END(TH)	SEM END(PR)	IA (TH)	IA (PR)	SEM END(TH)	SEM END(PR)
1	MENDITH C. MICHAEL	16S10062	C	25.00	16.00	82.00	77.00	62.50	80.00	51.25	96.25
			B	21.00	9.00	110.00	62.00	52.50	45.00	68.75	77.50
			GEN	25.00	13.00	119.00	67.00	62.50	65.00	74.38	83.75
2	MANJULA I KAMBLI	16S10131	C	30.00	18.00	75.00	68.00	75.00	90.00	46.88	85.00
			B	28.00	17.00	103.00	63.00	70.00	85.00	64.38	78.75
			GEN	26.00	15.00	124.00	68.00	65.00	75.00	77.50	85.00
3	MARUTI S. ANKALAGI	16S10142	C	26.00	18.00	91.00	62.00	65.00	90.00	56.88	77.50
			B	25.00	17.00	105.00	68.00	62.50	85.00	65.63	85.00
			GEN	22.00	13.00	103.00	63.00	55.00	65.00	64.38	78.75
4	NEELAMBIKA M. TALAGAR	16S10167	C	26.00	19.00	64.00	67.00	65.00	95.00	40.00	83.75
			Z	35.00	16.00	98.00	72.00	87.50	80.00	61.25	90.00
			GEN	26.00	16.00	112.00	74.00	65.00	80.00	70.00	92.50
5	NEHA MANAGULI	16S10168	C	26.00	19.00	69.00	65.00	65.00	95.00	43.13	81.25
			Z	38.00	17.00	113.00	73.00	95.00	85.00	70.63	91.25
			GEN	30.00	15.00	124.00	69.00	75.00	75.00	77.50	86.25
6	POOJA JOSHI	16S10186	C	30.00	20.00	87.00	71.00	75.00	100.00	54.38	88.75
			B	28.00	17.00	138.00	74.00	70.00	85.00	86.25	92.50
			GEN	34.00	9.00	136.00	71.00	85.00	45.00	85.00	88.75
7	PREETHI D. SOLAPURE	16S10204	C	31.00	17.00	85.00	59.00	77.50	85.00	53.13	73.75
			B	21.00	18.00	131.00	70.00	52.50	90.00	81.88	87.50
			GEN	23.00	12.00	87.00	71.00	57.50	60.00	54.38	88.75
8	RAVI E. BIRADAR	16S10241	C	29.00	17.00	120.00	72.00	72.50	85.00	75.00	90.00
			B	29.00	19.00	128.00	78.00	72.50	95.00	80.00	97.50
			GEN	27.00	17.00	97.00	75.00	67.50	85.00	60.63	93.75
9	SHUBHA KHATAWKAR	16S10299	C	35.00	17.00	107.00	76.00	87.50	85.00	66.88	95.00
			B	31.00	19.00	136.00	78.00	77.50	95.00	85.00	97.50
			GEN	36.00	20.00	143.00	76.00	90.00	100.00	89.38	95.00
10	SUSHMA TAVARE	16S10339	C	31.00	19.00	128.00	70.00	77.50	95.00	80.00	87.50
			B	30.00	18.00	126.00	75.00	75.00	90.00	78.75	93.75
			GEN	27.00	16.00	125.00	73.00	67.50	80.00	78.13	91.25

B.Sc. VI Semester GENETICS 2018-19											
Sl. No.	NAME OF THE STUDENTS	REG. NO.	CO	IA (TH)	IA (PR)	SEM END(TH)	SEM END(PR)	IA (TH)	IA (PR)	SEM END(TH)	SEM END(PR)
1	MENDITH C. MICHAEL	16S10062	C	29.00	15.00	76.00	73.00	72.50	75.00	47.50	91.25
			B	23.00	17.00	122.00	71.00	57.50	85.00	76.25	88.75
			GEN	31.00	16.00	124.00	76.00	77.50	80.00	77.50	95.00
2	MANJULA I KAMBLI	16S10131	C	32.00	18.00	97.00	76.00	80.00	90.00	60.63	95.00
			B	32.00	17.00	133.00	68.00	80.00	85.00	83.13	85.00
			GEN	28.00	15.00	107.00	70.00	70.00	75.00	66.88	87.50
3	MARUTI S. ANKALAGI	16S10142	C	21.00	17.00	99.00	69.00	52.50	85.00	61.88	86.25
			B	25.00	18.00	111.00	69.00	62.50	90.00	69.38	86.25
			GEN	33.00	15.00	137.00	69.00	82.50	75.00	85.63	86.25
4	NEELAMBIKA M. TALAGAR	16S10167	C	31.00	20.00	95.00	74.00	77.50	100.00	59.38	92.50
			Z	32.00	18.00	124.00	71.00	80.00	90.00	77.50	88.75
			GEN	35.00	16.00	122.00	65.00	87.50	80.00	76.25	81.25
5	NEHA MANAGULI	16S10168	C	16.00	20.00	101.00	72.00	40.00	100.00	63.13	90.00
			Z	28.00	17.00	116.00	74.00	70.00	85.00	72.50	92.50
			GEN	30.00	16.00	118.00	65.00	75.00	80.00	73.75	81.25
6	POOJA JOSHI	16S10186	C	31.00	18.00	86.00	78.00	77.50	90.00	53.75	97.50
			B	26.00	18.00	123.00	73.00	65.00	90.00	76.88	91.25
			GEN	38.00	18.00	143.00	77.00	95.00	90.00	89.38	96.25
7	PREETHI D. SOLAPURE	16S10204	C	14.00	16.00	81.00	77.00	35.00	80.00	50.63	96.25
			B	22.00	18.00	89.00	70.00	55.00	90.00	55.63	87.50
			GEN	22.00	14.00	109.00	66.00	55.00	70.00	68.13	82.50
8	RAVI E. BIRADAR	16S10241	C	28.00	18.00	88.00	77.00	70.00	90.00	55.00	96.25
			B	28.00	18.00	141.00	74.00	70.00	90.00	88.13	92.50
			GEN	31.00	19.00	144.00	76.00	77.50	95.00	90.00	95.00
9	SHUBHA KHATAWKAR	16S10299	C	37.00	19.00	143.00	79.00	92.50	95.00	89.38	98.75
			B	35.00	19.00	127.00	69.00	87.50	95.00	79.38	86.25
			GEN	39.00	19.00	153.00	78.00	97.50	95.00	95.63	97.50
10	SUSHMA TAVARE	16S10339	C	31.00	15.00	114.00	73.00	77.50	75.00	71.25	91.25
			B	31.00	17.00	124.00	74.00	77.50	85.00	77.50	92.50
			GEN	30.00	16.00	134.00	73.00	75.00	80.00	83.75	91.25

B.Sc. V Semester CBZ 2018-19											
Sl. No.	NAME OF THE STUDENTS	REG. NO.	CO	MARKS OBTAINED				PERCENTAGE			
				IA (TH)	IA (PR)	SEM END(TH)	SEM END(PR)	IA (TH) %	IA (PR)%	SEM END(TH)%	SEM END (PR) %
1	MEGHANA R HIREMATH	16S10148	C	32.00	18.00	99.00	74.00	80.00	90.00	61.88	92.50
			B	31.00	18.00	133.00	75.00	77.50	90.00	83.13	93.75
			Z	32.00	19.00	122.00	79.00	80.00	95.00	76.25	98.75
2	MARUTI H ANKALAGI	16S10142	C	26.00	18.00	91.00	32.00	65.00	90.00	56.88	40.00
			B	25.00	17.00	105.00	68.00	62.50	85.00	65.63	85.00
			Z	22.00	13.00	103.00	63.00	55.00	65.00	64.38	78.75
3	MANJUNATH S KAGAWADE	16S10138	C	24.00	16.00	96.00	69.00	60.00	80.00	60.00	86.25
			B	23.00	13.00	123.00	60.00	57.50	65.00	76.88	75.00
			Z	26.00	18.00	105.00	76.00	65.00	90.00	65.63	95.00
4	MALLIKARJUN ULASANDRA	16S10128	C	27.00	17.00	102.00	74.00	67.50	85.00	63.75	92.50
			B	26.00	15.00	134.00	68.00	65.00	75.00	83.75	85.00
			Z	31.00	17.00	130.00	73.00	77.50	85.00	81.25	91.25
5	LAXMI N MUGALI	16S10115	C	33.00	19.00	95.00	73.00	82.50	95.00	59.38	91.25
			B	31.00	16.00	103.00	69.00	77.50	80.00	64.38	86.25
			Z	36.00	18.00	115.00	78.00	90.00	90.00	71.88	97.50
6	KERIYAMMA	16S10110	C	29.00	17.00	79.00	72.00	72.50	85.00	49.38	90.00
			B	29.00	16.00	127.00	76.00	72.50	80.00	79.38	95.00
			Z	33.00	18.00	127.00	76.00	82.50	90.00	79.38	95.00
7	KAVITA B HADAPAD	16S10104	C	36.00	20.00	108.00	76.00	90.00	100.00	67.50	95.00
			B	32.00	19.00	138.00	75.00	80.00	95.00	86.25	93.75
			Z	35.00	17.00	143.00	77.00	87.50	85.00	89.38	96.25
8	JEEVAN CHAVAN	16S10098	C	17.00	18.00	92.00	74.00	42.50	90.00	57.50	92.50
			B	31.00	19.00	131.00	76.00	77.50	95.00	81.88	95.00
			Z	30.00	17.00	138.00	78.00	75.00	85.00	86.25	97.50
9	RINAYKUMAR YADAV	16S10244	C	24.00	17.00	120.00	92.00	60.00	85.00	75.00	115.00
			B	22.00	17.00	141.00	85.00	55.00	85.00	88.13	106.25
			Z	28.00	17.00	115.00	92.00	70.00	85.00	71.88	115.00
10	RATNA KADABI	16S10240	C	38.00	19.00	156.00	97.00	95.00	95.00	97.50	121.25
			B	34.00	19.00	167.00	93.00	85.00	95.00	104.38	116.25

11	RASHMI DEVARU	16S10238	Z	37.00	19.00	159.00	99.00	92.50	95.00	99.38	123.75
			C	35.00	20.00	165.00	99.00	87.50	100.00	103.13	123.75
			B	37.00	20.00	184.00	100.00	92.50	100.00	115.00	125.00
12	RAMANNA	16S10230	Z	39.00	20.00	193.00	100.00	97.50	100.00	120.63	125.00
			C	23.00	16.00	130.00	86.00	57.50	80.00	81.25	107.50
			B	21.00	17.00	155.00	71.00	52.50	85.00	96.88	88.75
13	RAMESHA	16S10231	Z	28.00	19.00	153.00	92.00	70.00	95.00	95.63	115.00
			C	28.00	19.00	138.00	90.00	70.00	95.00	86.25	112.50
			B	13.00	16.00	136.00	73.00	32.50	80.00	85.00	91.25
14	PRIYANKA PAWAR	16S10211	Z	27.00	18.00	135.00	93.00	67.50	90.00	84.38	116.25
			C	29.00	17.00	113.00	2.00	72.50	85.00	70.63	2.50
			B	30.00	18.00	128.00	72.00	75.00	90.00	80.00	90.00
15	PRAJNYA TIWARI	16S10198	Z	30.00	18.00	118.00	93.00	75.00	90.00	73.75	116.25
			C	23.00	16.00	87.00	81.00	57.50	80.00	54.38	101.25
			B	28.00	14.00	127.00	77.00	70.00	70.00	79.38	96.25
16	PRASHANT R MURAGOD	16S10200	Z	29.00	17.00	127.00	95.00	72.50	85.00	79.38	118.75
			C	24.00	17.00	107.00	74.00	60.00	85.00	66.88	92.50
			B	24.00	15.00	127.00	64.00	60.00	75.00	79.38	80.00
17	POOJA KALLIMANI	16S10187	Z	28.00	17.00	133.00	90.00	70.00	85.00	83.13	112.50
			C	32.00	19.00	144.00	94.00	80.00	95.00	90.00	117.50
			B	26.00	17.00	158.00	89.00	65.00	85.00	98.75	111.25
18	BHOOMIKA C.H.	16S10050	Z	33.00	18.00	151.00	94.00	82.50	90.00	94.38	117.50
			C	32.00	20.00	119.00	76.00	80.00	100.00	74.38	95.00
			B	31.00	11.00	139.00	69.00	77.50	55.00	86.88	86.25
19	GURU JYOTHI	16S10083	Z	37.00	20.00	133.00	79.00	92.50	100.00	83.13	98.75
			C	29.00	19.00	125.00	92.00	72.50	95.00	78.13	115.00
			B	31.00	18.00	147.00	90.00	77.50	90.00	91.88	112.50
20	GANGAMMA HANNEER	16S10078	Z	33.00	18.00	170.00	96.00	82.50	90.00	106.25	120.00
			C	28.00	19.00	126.00	92.00	70.00	95.00	78.75	115.00
			B	31.00	15.00	156.00	94.00	77.50	75.00	97.50	117.50
			Z	33.00	20.00	154.00	97.00	82.50	100.00	96.25	121.25

B.Sc. VI Semester CBZ 2018-19											
Sl. No.	NAME OF THE STUDENTS	REG. NO.	CO	IA (TH)	IA (PR)	SEM END(TH)	SEM END(PR)	IA (TH) %	IA (PR)%	SEM END(TH)%	SEM END (PR) %
1	MEGHANA R HIREMATH	16S10148	C	30.00	17.00	121.00	76.00	75.00	85.00	75.63	95.00
			B	28.00	18.00	128.00	69.00	70.00	90.00	80.00	86.25
			Z	36.00	15.00	127.00	70.00	90.00	75.00	79.38	87.50
2	MARUTI H ANKALAGI	16S10142	C	21.00	17.00	99.00	69.00	52.50	85.00	61.88	86.25
			B	25.00	18.00	111.00	69.00	62.50	90.00	69.38	86.25
			Z	33.00	15.00	137.00	69.00	82.50	75.00	85.63	86.25
3	MANJUNATH S KAGAWADE	16S10138	C	12.00	18.00	108.00	75.00	30.00	90.00	67.50	93.75
			B	14.00	17.00	121.00	65.00	35.00	85.00	75.63	81.25
			Z	19.00	15.00	127.00	67.00	47.50	75.00	79.38	83.75
4	MALLIKARJUN ULASANDRA	16S10128	C	15.00	17.00	119.00	75.00	37.50	85.00	74.38	93.75
			B	25.00	18.00	128.00	65.00	62.50	90.00	80.00	81.25
			Z	29.00	17.00	143.00	71.00	72.50	85.00	89.38	88.75
5	LAXMI N MUGALI	16S10115	C	30.00	18.00	127.00	79.00	75.00	90.00	79.38	98.75
			B	27.00	18.00	120.00	69.00	67.50	90.00	75.00	86.25
			Z	28.00	15.00	141.00	76.00	70.00	75.00	88.13	95.00
6	KERIYAMMA	16S10110	C	28.00	18.00	106.00	73.00	70.00	90.00	66.25	91.25
			B	24.00	19.00	120.00	68.00	60.00	95.00	75.00	85.00
			Z	30.00	17.00	123.00	70.00	75.00	85.00	76.88	87.50
7	KAVITA B HADAPAD	16S10104	C	36.00	18.00	131.00	71.00	90.00	90.00	81.88	88.75
			B	34.00	19.00	131.00	70.00	85.00	95.00	81.88	87.50
			Z	40.00	18.00	148.00	77.00	100.00	90.00	92.50	96.25
8	JEEVAN CHAVAN	16S10098	C	20.00	17.00	107.00	73.00	50.00	85.00	66.88	91.25
			B	29.00	19.00	124.00	66.00	72.50	95.00	77.50	82.50
			Z	31.00	17.00	139.00	72.00	77.50	85.00	86.88	90.00
9	RINAYKUMAR YADAV	16S10244	C	24.00	17.00	92.00	77.00	60.00	85.00	57.50	96.25
			B	24.00	18.00	115.00	72.00	60.00	90.00	71.88	90.00
			Z	28.00	16.00	110.00	76.00	70.00	80.00	68.75	95.00
10	RATNA KADABI	16S10240	C	26.00	17.00	109.00	68.00	65.00	85.00	68.13	85.00
			B	22.00	15.00	132.00	55.00	55.00	75.00	82.50	68.75
			Z	25.00	19.00	100.00	72.00	62.50	95.00	62.50	90.00

11	RASHMI DEVARU	16S10238	C	34.00	19.00	152.00	80.00	85.00	95.00	95.00	100.00
			B	34.00	19.00	148.00	77.00	85.00	95.00	92.50	96.25
			Z	40.00	20.00	146.00	80.00	100.00	100.00	91.25	100.00
12	RAMANNA	16S10230	C	13.00	17.00	105.00	72.00	32.50	85.00	65.63	90.00
			B	20.00	14.00	114.00	71.00	50.00	70.00	71.25	88.75
			Z	26.00	19.00	100.00	74.00	65.00	95.00	62.50	92.50
13	RAMESHA	16S10231	C	17.00	16.00	115.00	73.00	42.50	80.00	71.88	91.25
			B	24.00	16.00	122.00	65.00	60.00	80.00	76.25	81.25
			Z	29.00	18.00	109.00	74.00	72.50	90.00	68.13	92.50
14	PRIYANKA PAWAR	16S10211	C	29.00	18.00	82.00	76.00	72.50	90.00	51.25	95.00
			B	26.00	15.00	97.00	68.00	65.00	75.00	60.63	85.00
			Z	33.00	18.00	101.00	79.00	82.50	90.00	63.13	98.75
15	PRAJNYA TIWARI	16S10198	C	16.00	17.00	73.00	72.00	40.00	85.00	45.63	90.00
			B	25.00	18.00	120.00	72.00	62.50	90.00	75.00	90.00
			Z	27.00	16.00	126.00	76.00	67.50	80.00	78.75	95.00
16	PRASHANT R MURAGOD	16S10200	C	14.00	18.00	79.00	71.00	35.00	90.00	49.38	88.75
			B	21.00	14.00	74.00	66.00	52.50	70.00	46.25	82.50
			Z	23.00	15.00	133.00	69.00	57.50	75.00	83.13	86.25
17	POOJA KALLIMANI	16S10187	C	27.00	19.00	85.00	66.00	67.50	95.00	53.13	82.50
			B	30.00	17.00	109.00	67.00	75.00	85.00	68.13	83.75
			Z	34.00	14.00	128.00	66.00	85.00	70.00	80.00	82.50
18	BHOOMIKA C.H.	16S10050	C	32.00	20.00	119.00	76.00	80.00	100.00	74.38	95.00
			B	31.00	19.00	129.00	69.00	77.50	95.00	80.63	86.25
			Z	37.00	20.00	132.00	79.00	92.50	100.00	82.50	98.75
19	GURU JYOTHI	16S10083	C	17.00	17.00	83.00	78.00	42.50	85.00	51.88	97.50
			B	24.00	18.00	125.00	73.00	60.00	90.00	78.13	91.25
			Z	29.00	19.00	133.00	76.00	72.50	95.00	83.13	95.00
20	GANGAMMA HANNEER	16S10078	C	30.00	17.00	87.00	66.00	75.00	85.00	54.38	82.50
			B	30.00	19.00	127.00	71.00	75.00	95.00	79.38	88.75
			Z	32.00	19.00	137.00	78.00	80.00	95.00	85.63	97.50

B.Sc. V SEM Statistics Nov 2018											
Sl. No.	NAME OF THE STUDENTS	REG. NO.	MARKS OBTAINED				PERCENTAGE				
			CO	IA (TH)	IA (PR)	EM END (TH)	EM END (PR)	IA (TH)	IA (PR)	SEM END (TH)	SEM END (PR)
1	Ishwarya Bali	16S10008	STA	35.00	12.00	115.00	80.00	87.50	60.00	71.88	100.00
			MAT	55.00		183.00		91.67	0.00	76.25	0.00
			PHY	26.00	19.00	131.00	76.00	65.00	95.00	81.88	95.00
2	Anjanadevi	16S10029	STA	39.00	19.00	149.00	78.00	97.50	95.00	93.13	97.50
			MAT	49.00		186.00		81.67	0.00	77.50	0.00
			PHY	32.00	17.00	99.00	63.00	80.00	85.00	61.88	78.75
3	A Nitkita S	16S10036	STA	37.00	19.00	124.00	79.00	92.50	95.00	77.50	98.75
			MAT	52.00		174.00		86.67	0.00	72.50	0.00
			PHY	28.00	18.00	121.00	64.00	70.00	90.00	75.63	80.00
4	Kirthi C K	16S10109	STA	33.00	18.00	102.00	80.00	82.50	90.00	63.75	100.00
			MAT	40.00		98.00		66.67	0.00	40.83	0.00
			PHY	21.00	15.00	79.00	72.00	52.50	75.00	49.38	90.00
5	Netra C B	16S10170	STA	38.00	19.00	114.00	78.00	95.00	95.00	71.25	97.50
			MAT	53.00		178.00		88.33	0.00	74.17	0.00
			PHY	39.00	18.00	139.00	76.00	97.50	90.00	86.88	95.00
6	Parveena Banu H	16S10179	STA	33.00	17.00	92.00	65.00	82.50	85.00	57.50	81.25
			MAT	49.00		110.00		81.67	0.00	45.83	0.00
			PHY	32.00	15.00	85.00	67.00	80.00	75.00	53.13	83.75
7	Pavitra talwar	16S10184	STA	34.00	10.00	79.00	54.00	85.00	50.00	49.38	67.50
			MAT	43.00		107.00		71.67	0.00	44.58	0.00
			PHY	30.00	14.00	88.00	49.00	75.00	70.00	55.00	61.25
8	Pooja N J	16S10189	STA	39.00	19.00	147.00	73.00	97.50	95.00	91.88	91.25
			MAT	50.00		207.00		83.33	0.00	86.25	0.00
			C S	39.00	17.00	149.00	76.00	97.50	85.00	93.13	95.00
9	Pradeep S S	16S10197	STA	32.00	10.00	107.00	68.00	80.00	50.00	66.88	85.00
			MAT	45.00		145.00		75.00	0.00	60.42	0.00
			C S	32.00	11.00	123.00	58.00	80.00	55.00	76.88	72.50
10	Priyanka A	16S10209	STA	36.00	17.00	113.00	60.00	90.00	85.00	70.63	75.00
			MAT	40.00		109.00		66.67	0.00	45.42	0.00
			C S	17.00	15.00	76.00	43.00	42.50	75.00	47.50	53.75

B.Sc. VI SEM Statistics Nov 2018											
Sl. No.	NAME OF THE STUDENTS	REG. NO.	MARKS OBTAINED				PERCENTAGE				
			CO	IA (TH)	IA (PR)	EM END (TH)	EM END (PR)	IA (TH)	IA (PR)	SEM END (TH)	SEM END (PR)
1	Ishwarya Bali	16S10008	STA	37.00	20.00	148.00	79.00	92.50	100.00	92.50	98.75
			MAT	51.00		113.00		85.00	0.00	47.08	0.00
			PHY	31.00	18.00	128.00	66.00	77.50	90.00	80.00	82.50
2	Anjanadevi	16S10029	STA	39.00	20.00	150.00	76.00	97.50	100.00	93.75	95.00
			MAT	57.00		189.00		95.00	0.00	78.75	0.00
			PHY	31.00	19.00	112.00	73.00	77.50	95.00	70.00	91.25
3	A Nitkita S	16S10036	STA	37.00	20.00	135.00	78.00	92.50	100.00	84.38	97.50
			MAT	56.00		119.00		93.33	0.00	49.58	0.00
			PHY	25.00	18.00	118.00	72.00	62.50	90.00	73.75	90.00
4	Kirthi C K	16S10109	STA	34.00	19.00	129.00	77.00	85.00	95.00	80.63	96.25
			MAT	44.00		118.00		73.33	0.00	49.17	0.00
			PHY	19.00	18.00	99.00	71.00	47.50	90.00	61.88	88.75
5	Netra C B	16S10170	STA	39.00	20.00	134.00	77.00	97.50	100.00	83.75	96.25
			MAT	56.00		146.00		93.33	0.00	60.83	0.00
			PHY	33.00	20.00	118.00	78.00	82.50	100.00	73.75	97.50
6	Parveena Banu H	16S10179	STA	33.00	18.00	105.00	69.00	82.50	90.00	65.63	86.25
			MAT	52.00		54.00		86.67	0.00	22.50	0.00
			PHY	29.00	16.00	105.00	63.00	72.50	80.00	65.63	78.75
7	Pavitra talwar	16S10184	STA	34.00	10.00	79.00	54.00	85.00	50.00	49.38	67.50
			MAT	43.00		107.00		71.67	0.00	44.58	0.00
			PHY	30.00	14.00	88.00	49.00	75.00	70.00	55.00	61.25
8	Pooja N J	16S10189	STA	40.00	20.00	150.00	80.00	100.00	100.00	93.75	100.00
			MAT	53.00		168.00		88.33	0.00	70.00	0.00
			C S	38.00	19.00	146.00	78.00	95.00	95.00	91.25	97.50
9	Pradeep S S	16S10197	STA	28.00	18.00	128.00	74.00	70.00	90.00	80.00	92.50
			MAT	41.00		82.00		68.33	0.00	34.17	0.00
			C S	25.00	13.00	106.00	63.00	62.50	65.00	66.25	78.75
10	Priyanka A	16S10209	STA	35.00	17.00	113.00	74.00	87.50	85.00	70.63	92.50
			MAT	50.00		125.00		83.33	0.00	52.08	0.00
			C S	25.00	17.00	70.00	66.00	62.50	85.00	43.75	82.50

B.Sc. V Semester Electronics 2019-20												
Sl. No.	NAME OF THE STUDENTS	REG. NO.	CO	MARKS OBTAINED				PERCENTAGE				
				IA (TH)	IA (PR)	SEM END(TH)	SEM END (PR)	IA (TH)	IA (PR)	SEM END(TH)	SEM END (PR)	
1	Manjunath	17S10147	E	25.00	17.00	122.00	72.00	62.50	85.00	76.25	90.00	
			P	23.00	18.00	91.00	77.00	57.50	90.00	56.88	96.25	
			M	42.00		129.00		70.00		53.75		
2	Suma Gungolamath	17S10322	E	36.00	19.00	124.00	76.00	90.00	95.00	77.50	95.00	
			P	29.00	18.00	112.00	76.00	72.50	90.00	70.00	95.00	
			M	58.00		184.00		96.67		76.67		
3	Soumya Desai	17S10323	E	34.00	17.00	90.00	69.00	85.00	85.00	56.25	86.25	
			P	28.00	18.00	80.00	62.00	70.00	90.00	50.00	77.50	
			M	56.00		146.00		93.33		60.83		
4	Chandrankanth Umarani	17S10067	E	31.00	18.00	96.00	74.00	77.50	90.00	60.00	92.50	
			P	21.00	16.00	107.00	76.00	52.50	80.00	66.88	95.00	
			M	35.00		148.00		58.33		61.67		
5	Nivedita Colageri	17S10183	E	33.00	18.00	114.00	76.00	82.50	90.00	71.25	95.00	
			P	26.00	19.00	95.00	77.00	65.00	95.00	59.38	96.25	
			M	51.00		186.00		85.00		77.50		
6	Shivanand Rolli	17S10279	E	29.00	15.00	100.00	68.00	72.50	75.00	62.50	85.00	
			P	23.00	16.00	95.00	74.00	57.50	80.00	59.38	92.50	
			M	17.00		130.00		28.33		54.17		
7	SHWETA Kale	17S10293	E	38.00	19.00	149.00	77.00	95.00	95.00	93.13	96.25	
			P	34.00	19.00	128.00	73.00	85.00	95.00	80.00	91.25	
			M	56.00		191.00		93.33		79.58		
8	Ivathi S R	17S10105	E	31.00	14.00	86.00	77.00	77.50	70.00	53.75	96.25	
			P	28.00	19.00	86.00	76.00	70.00	95.00	53.75	95.00	

			M	55.00		114.00		91.67		47.50	
9	Savita Giraddi	17S10262	E	26.00	17.00	94.00	75.00	65.00	85.00	58.75	93.75
			P	15.00	17.00	92.00	73.00	37.50	85.00	57.50	91.25
			M	35.00		137.00		58.33		57.08	

B.Sc. VI Semester Electronics 2019-20

Sl. No.	NAME OF THE STUDENTS	REG. NO.	CO	IA (TH)	IA (PR)	SEM END(TH)	SEM END (PR)	IA (TH)	IA (PR)	SEM END(TH)	SEM END (PR)
1	Manjunath	17S10147	E	32.00	18.00	73.00	72.00	80.00	90.00	45.63	90.00
			P	27.00	20.00	75.00	75.00	67.50	100.00	46.88	93.75
			M	38.00		105.00		63.33		43.75	
2	Suma Gumgolamath	17S10322	E	37.00	18.00	135.00	80.00	92.50	90.00	84.38	100.00
			P	35.00	19.00	111.00	75.00	87.50	95.00	69.38	93.75
			M	50.00		131.00		83.33		54.58	
3	Soumya Desai	17S10323	E	36.00	17.00	108.00	70.00	90.00	85.00	67.50	87.50
			P	31.00	19.00	75.00	75.00	77.50	95.00	46.88	93.75
			M	40.00		99.00		66.67		41.25	
4	Chandrakanth Umarani	17S10067	E	34.00	17.00	114.00	73.00	85.00	85.00	71.25	91.25
			P	28.00	20.00	111.00	78.00	70.00	100.00	69.38	97.50
			M	11.00		136.00		18.33		56.67	
5	Nivedita Colageri	17S10183	E	38.00	17.00	110.00	76.00	95.00	85.00	68.75	95.00
			P	34.00	20.00	83.00	76.00	85.00	100.00	51.88	95.00
			M	49.00		134.00		81.67		55.83	

6	Shivanand Rolli	17S10279	E	33.00	16.00	128.00	74.00	82.50	80.00	80.00	92.50
			P	26.00	20.00	72.00	74.00	65.00	100.00	45.00	92.50
			M	29.00		130.00		48.33		54.17	
7	SHWETA Kale	17S10293	E	34.00	19.00	157.00	77.00	85.00	95.00	98.13	96.25
			P	31.00	20.00	123.00	77.00	77.50	100.00	76.88	96.25
			M	51.00		193.00		85.00		80.42	
8	Jyothi S B	17S10105	E	36.00	17.00	96.00	71.00	90.00	85.00	60.00	88.75
			P	32.00	19.00	69.00	73.00	80.00	95.00	43.13	91.25
			M	48.00		107.00		80.00		44.58	
9	Savita Giraddi	17S10262	E	36.00	15.00	107.00	74.00	90.00	75.00	66.88	92.50
			P	29.00	20.00	64.00	76.00	72.50	100.00	40.00	95.00
			M	48.00		134.00		80.00		55.83	

B.Sc. V Semester F.Sc. (Criminology) 2019-20											
Sl. No.	NAME OF THE STUDENTS	REG. NO.	CO	IA (TH)	IA (PR)	SEM END(TH)	SEM END (PR)	IA (TH)	IA (PR)	SEM END(TH)	SEM END (PR)
1	ABHISHEK R.D.	17S10003	CR	30.00	13.00	104.00	55.00	75.00	65.00	65.00	68.75
			M	39.00		143.00		65.00		59.58	
			PHY	21.00	9.00	80.00	63.00	52.50	45.00	50.00	78.75
2	ALLAMA C.	17S10023	CR	32.00	14.00	95.00	54.00	80.00	70.00	59.38	67.50
			Z	25.00	15.00	100.00	65.00	62.50	75.00	62.50	81.25
			AN	38.00	18.00	140.00	75.00	95.00	90.00	87.50	93.75
3	ANUSHA D.D.	17S10034	CR	32.00	17.00	102.00	66.00	80.00	85.00	63.75	82.50
			CHE	34.00	18.00	112.00	71.00	85.00	90.00	70.00	88.75
			Z	31.00	17.00	124.00	75.00	77.50	85.00	77.50	93.75
4	BHIMAPPA S. KOLYAR	17S10049	CR	34.00	17.00	94.00	55.00	85.00	85.00	58.75	68.75
			CHE	30.00	17.00	115.00	70.00	75.00	85.00	71.88	87.50
			Z	30.00	17.00	123.00	69.00	75.00	85.00	76.88	86.25
5	BHUVANESH H.M.	17S10053	CR	31.00	14.00	113.00	53.00	77.50	70.00	70.63	66.25
			CHE	31.00	17.00	113.00	54.00	77.50	85.00	70.63	67.50
			Z	36.00	14.00	99.00	68.00	90.00	70.00	61.88	85.00
6	DURVERAVI P.	17S10072	CR	28.00	12.00	105.00	50.00	70.00	60.00	65.63	62.50
			CHE	28.00	18.00	131.00	74.00	70.00	90.00	81.88	92.50
			Z	26.00	15.00	124.00	72.00	65.00	75.00	77.50	90.00
7	GURURAJ CHIKMATH	17S10085	CR	33.00	17.00	103.00	57.00	82.50	85.00	64.38	71.25
			M	44.00		173.00		73.33		72.08	
			PHY	24.00	15.00	112.00	75.00	60.00	75.00	70.00	93.75
8	HARISHA S.M.	17S10089	CR	24.00	15.00	102.00	62.00	60.00	75.00	63.75	77.50
			CHE	23.00	18.00	65.00	72.00	57.50	90.00	40.63	90.00
			AN	34.00	17.00	140.00	72.00	85.00	85.00	87.50	90.00
9	INDUMATI N. MADIWALAR	17S10093	CR	34.00	17.00	106.00	67.00	85.00	85.00	66.25	83.75
			CHE	38.00	17.00	86.00	76.00	95.00	85.00	53.75	95.00
			Z	34.00	17.00	134.00	74.00	85.00	85.00	83.75	92.50
10	MANJUNATH	17S10134	CR	26.00	15.00	99.00	67.00	65.00	75.00	61.88	83.75
			GEOG	40.00	20.00	129.00	68.00	100.00	100.00	80.63	85.00
			AN	34.00	17.00	134.00	70.00	85.00	85.00	83.75	87.50

B.Sc. VI Semester F.Sc. (Criminology) 2019-20											
Sl. No.	NAME OF THE STUDENTS	REG. NO.	CO	IA (TH)	IA (PR)	SEM END(TH)	SEM END (PR)	IA (TH)	IA (PR)	SEM END(TH)	SEM END (PR)
1	Atmanad Argadi	17S10044	CR	27.00	15.00	92.00	70.00	67.50	75.00	57.50	87.50
			PHY	18.00	17.00	72.00	72.00	45.00	85.00	45.00	90.00
			M	37.00		119.00		61.67		49.58	
2	Deepika Naik	17S10076	CR	33.00	16.00	106.00	70.00	82.50	80.00	66.25	87.50
			PHY	24.00	12.00	88.00	71.00	60.00	60.00	55.00	88.75
			M	43.00		96.00		71.67		40.00	
3	Abhishek Patil	17S10004	CR	34.00	15.00	101.00	66.00	85.00	75.00	63.13	82.50
			Z	26.00	18.00	113.00	72.00	65.00	90.00	70.63	90.00
			Anth	28.00	17.00	125.00	69.00	70.00	85.00	78.13	86.25
4	Meghna G	17S10160	CR	35.00	17.00	109.00	73.00	87.50	85.00	68.13	91.25
			Z	30.00	18.00	83.00	68.00	75.00	90.00	51.88	85.00
			Anth	29.00	18.00	114.00	63.00	72.50	90.00	71.25	78.75
5	MohammedKhalil Mullanavar	17S10166	CR	35.00	18.00	135.00	76.00	87.50	90.00	84.38	95.00
			Z	37.00	20.00	139.00	78.00	92.50	100.00	86.88	97.50
			Anth	36.00	19.00	145.00	75.00	90.00	95.00	90.63	93.75
6	Nazmeen Kalakeri	17S10176	CR	36.00	18.00	139.00	75.00	90.00	90.00	86.88	93.75
			Z	31.00	17.00	112.00	69.00	77.50	85.00	70.00	86.25
			Anth	29.00	16.00	141.00	63.00	72.50	80.00	88.13	78.75
7	Pooja Hiremath	17S10194	CR	35.00	18.00	132.00	75.00	87.50	90.00	82.50	93.75
			Z	35.00	18.00	102.00	74.00	87.50	90.00	63.75	92.50
			Anth	33.00	16.00	128.00	71.00	82.50	80.00	80.00	88.75
8	Prithvi Sagar	17S10222	CR	30.00	15.00	106.00	74.00	75.00	75.00	66.25	92.50
			Z	30.00	18.00	97.00	74.00	75.00	90.00	60.63	92.50
			Anth	31.00	17.00	111.00	67.00	77.50	85.00	69.38	83.75
9	Rudraappaa Ammalenannavar	17S10247	CR	35.00	18.00	111.00	73.00	87.50	90.00	69.38	91.25
			Z	33.00	20.00	140.00	75.00	82.50	100.00	87.50	93.75
			Anth	34.00	17.00	112.00	63.00	85.00	85.00	70.00	78.75
10	Seema Badashetty	17S10264	CR	37.00	18.00	131.00	74.00	92.50	90.00	81.88	92.50
			Z	37.00	20.00	124.00	77.00	92.50	100.00	77.50	96.25
			Anth	38.00	18.00	124.00	74.00	95.00	90.00	77.50	92.50

B.Sc. V Semester Statistics 2019-20											
Sl. No.	NAME OF THE STUDENTS	REG. NO.	MARKS OBTAINED				PERCENTAGE				
			CO	IA (TH)	IA (PR)	SEM END(TH)	SEM END (PR)	IA (TH)	IA (PR)	SEM END(TH)	SEM END (PR)
1	Archana Mugali	17S10033	STA	39.00	20.00	125.00	79.00	97.50	100.00	78.13	98.75
			MAT	58.00		127.00		96.67	0.00	52.92	0.00
			CS	37.00	20.00	110.00	75.00	92.50	100.00	68.75	93.75
2	Manasi Shimpiger	17S10144	STA	34.00	19.00	76.00	77.00	85.00	95.00	47.50	96.25
			MAT	46.00		122.00		76.67	0.00	50.83	0.00
			CS	33.00	19.00	77.00	80.00	82.50	95.00	48.13	100.00
3	Niveditha Savanur	17S10185	STA	38.00	20.00	116.00	77.00	95.00	100.00	72.50	96.25
			MAT	52.00		168.00		86.67	0.00	70.00	0.00
			PHY	28.00	17.00	102.00	61.00	70.00	85.00	63.75	76.25
4	Yashodha Dharwad	17S10365	STA	32.00	18.00	90.00	74.00	80.00	90.00	56.25	92.50
			MAT	45.00		133.00		75.00	0.00	55.42	0.00
			PHY	22.00	17.00	64.00	63.00	55.00	85.00	40.00	78.75
5	Sanketha S	17S10260	STA	36.00	18.00	134.00	70.00	90.00	90.00	83.75	87.50
			MAT	52.00		163.00		86.67	0.00	67.92	0.00
			CS	33.00	20.00	98.00	76.00	82.50	100.00	61.25	95.00
6	Shaila Sanappanavar	17S10266	STA	35.00	18.00	113.00	75.00	87.50	90.00	70.63	93.75
			MAT	46.00		136.00		76.67	0.00	56.67	0.00
			PHY	19.00	17.00	85.00	73.00	47.50	85.00	53.13	91.25
7	Shama Patil	17S10267	STA	37.00	20.00	119.00	72.00	92.50	100.00	74.38	90.00
			MAT	53.00		172.00		88.33	0.00	71.67	0.00
			CS	34.00	15.00	113.00	76.00	85.00	75.00	70.63	95.00
8	Shashikala Lamani	17S10274	STA	39.00	19.00	130.00	78.00	97.50	95.00	81.25	97.50
			MAT	42.00		101.00		70.00	0.00	42.08	0.00
			PHY	23.00	10.00	89.00	67.00	57.50	50.00	55.63	83.75
9	Sonal Wagh	17S10303	STA	34.00	18.00	81.00	76.00	85.00	90.00	50.63	95.00
			MAT	46.00		96.00		76.67	0.00	40.00	0.00
			CS	32.00	15.00	85.00	59.00	80.00	75.00	53.13	73.75
10	Vithal Kaikatti	17S10360	STA	30.00	5.00	103.00	72.00	75.00	25.00	64.38	90.00
			MAT	32.00		150.00		53.33	0.00	62.50	0.00
			PHY	17.00	17.00	86.00	74.00	42.50	85.00	53.75	92.50

B.Sc. VI Semester Statistics 2019-20											
Sl. No.	NAME OF THE STUDENTS	REG. NO.	MARKS OBTAINED					PERCENTAGE			
			CO	IA (TH)	IA (PR)	SEM END(TH)	SEM END (PR)	IA (TH)	IA (PR)	SEM END(TH)	SEM END (PR)
1	Archana Mugali	17S10033	STA	40.00	20.00	134.00	77.00	100.00	100.00	83.75	96.25
			MAT	54.00		131.00		90.00	0.00	54.58	0.00
			CS	37.00	20.00	127.00	76.00	92.50	100.00	79.38	95.00
2	Manasi Shimpiger	17S10144	STA	30.00	17.00	93.00	73.00	75.00	85.00	58.13	91.25
			MAT	50.00		108.00		83.33	0.00	45.00	0.00
			CS	35.00	19.00	117.00	75.00	87.50	95.00	73.13	93.75
3	Niveditha Savanur	17S10185	STA	39.00	19.00	138.00	76.00	97.50	95.00	86.25	95.00
			MAT	56.00		178.00		93.33	0.00	74.17	0.00
			PHY	34.00	18.00	96.00	76.00	85.00	90.00	60.00	95.00
4	Yashodha Dharwad	17S10365	STA	27.00	13.00	95.00	72.00	67.50	65.00	59.38	90.00
			MAT	47.00		126.00		78.33	0.00	52.50	0.00
			PHY	26.00	19.00	77.00	74.00	65.00	95.00	48.13	92.50
5	Sanketha S	17S10260	STA	37.00	15.00	123.00	74.00	92.50	75.00	76.88	92.50
			MAT	45.00		145.00		75.00	0.00	60.42	0.00
			CS	33.00	17.00	110.00	67.00	82.50	85.00	68.75	83.75
6	Shaila Sanappanavar	17S10266	STA	38.00	14.00	108.00	73.00	95.00	70.00	67.50	91.25
			MAT	49.00		165.00		81.67	0.00	68.75	0.00
			PHY	26.00	19.00	85.00	73.00	65.00	95.00	53.13	91.25
7	Shama Patil	17S10267	STA	40.00	17.00	129.00	75.00	100.00	85.00	80.63	93.75
			MAT	50.00		175.00		83.33	0.00	72.92	0.00
			CS	39.00	20.00	134.00	75.00	97.50	100.00	83.75	93.75
8	Shashikala Lamani	17S10274	STA	36.00	14.00	142.00	69.00	90.00	70.00	88.75	86.25
			MAT	57.00		184.00		95.00	0.00	76.67	0.00
			PHY	29.00	17.00	87.00	74.00	72.50	85.00	54.38	92.50
9	Sonal Wagh	17S10303	STA	34.00	15.00	87.00	73.00	85.00	75.00	54.38	91.25
			MAT	43.00		110.00		71.67	0.00	45.83	0.00

			CS	35.00	17.00	107.00	60.00	87.50	85.00	66.88	75.00
10	Vithal Kaikatti	17S10360	STA	24.00	15.00	100.00	79.00	60.00	75.00	62.50	98.75
			MAT	32.00		163.00		53.33	0.00	67.92	0.00
			PHY	22.00	20.00	74.00	77.00	55.00	100.00	46.25	96.25

B.Sc. V Semester GENETICS 2019-20											
Sl. No.	NAME OF THE STUDENTS	REG. NO.	CO	IA (TH)	IA (PR)	SEM END(TH)	SEM END (PR)	IA (TH)	IA (PR)	SEM END(TH)	SEM END (PR)
1	Harini Kakati	17S10094	Gen	37.00	19.00	148.00	66.00	92.50	95.00	92.50	82.50
			Z	40.00	20.00	127.00	76.00	100.00	100.00	79.38	95.00
			C	33.00	19.00	114.00	78.00	82.50	95.00	71.25	97.50
2	Jayashree Vikrantmath	17S10099	Gen	34.00	17.00	129.00	64.00	85.00	85.00	80.63	80.00
			B	31.00	19.00	90.00	70.00	77.50	95.00	56.25	87.50
			C	37.00	19.00	116.00	77.00	92.50	95.00	72.50	96.25
3	Jeena Jeorje	17S10101	Gen	22.00	13.00	106.00	67.00	55.00	65.00	66.25	83.75
			Z	31.00	15.00	99.00	63.00	77.50	75.00	61.88	78.75
			C	19.00	17.00	76.00	70.00	47.50	85.00	47.50	87.50
4	Leelavati Kulkarni	17S10129	Gen	37.00	18.00	142.00	68.00	92.50	90.00	88.75	85.00
			Z	39.00	19.00	122.00	75.00	97.50	95.00	76.25	93.75
			C	34.00	20.00	129.00	76.00	85.00	100.00	80.63	95.00
5	Munjunath Kadam	17S10150	Gen	24.00	15.00	126.00	69.00	60.00	75.00	78.75	86.25
			B	23.00	19.00	118.00	66.00	57.50	95.00	73.75	82.50
			C	23.00	18.00	109.00	75.00	57.50	90.00	68.13	93.75
6	Pushpa Haroti	17S10224	Gen	23.00	16.00	67.00	65.00	57.50	80.00	41.88	81.25
			Z	33.00	18.00	84.00	66.00	82.50	90.00	52.50	82.50
			C	16.00	18.00	73.00	76.00	40.00	90.00	45.63	95.00
7	Raghendra Madar	17S10228	Gen	28.00	17.00	128.00	67.00	70.00	85.00	80.00	83.75
			B	31.00	20.00	104.00	72.00	77.50	100.00	65.00	90.00
			C	34.00	17.00	111.00	62.00	85.00	85.00	69.38	77.50
8	Rajeshwari Vanaki	17S10233	Gen	25.00	16.00	87.00	61.00	62.50	80.00	54.38	76.25
			Z	36.00	19.00	103.00	66.00	90.00	95.00	64.38	82.50
			C	20.00	19.00	87.00	78.00	50.00	95.00	54.38	97.50
9	Ranazeba Merzawar	17S10242	Gen	26.00	19.00	102.00	65.00	65.00	95.00	63.75	81.25
			B	32.00	17.00	109.00	58.00	80.00	85.00	68.13	72.50
			C	34.00	20.00	87.00	77.00	85.00	100.00	54.38	96.25
10	Sahana Hurali	17S10250	Gen	31.00	18.00	130.00	61.00	77.50	90.00	81.25	76.25
			B	25.00	18.00	138.00	67.00	62.50	90.00	86.25	83.75
			C	35.00	19.00	128.00	77.00	87.50	95.00	80.00	96.25

B.Sc. V Semester GENETICS 2019-20											
Sl. No.	NAME OF THE STUDENTS	REG. NO.	CO	IA (TH)	IA (PR)	SEM END(TH)	SEM END (PR)	IA (TH)	IA (PR)	SEM END(TH)	SEM END (PR)
1	Harini Kakati	17S10094	Gen	33.00	17.00	111.00	74.00	82.50	85.00	69.38	92.50
			Z	38.00	19.00	116.00	79.00	95.00	95.00	72.50	98.75
			C	38.00	20.00	86.00	79.00	95.00	100.00	53.75	98.75
2	Jayashree Vikrantmath	17S10099	Gen	33.00	17.00	117.00	74.00	82.50	85.00	73.13	92.50
			B	36.00	20.00	118.00	70.00	90.00	100.00	73.75	87.50
			C	40.00	20.00	82.00	78.00	100.00	100.00	51.25	97.50
3	Jeena Jeorje	17S10101	Gen	27.00	15.00	118.00	71.00	67.50	75.00	73.75	88.75
			Z	35.00	17.00	98.00	76.00	87.50	85.00	61.25	95.00
			C	32.00	19.00	70.00	75.00	80.00	95.00	43.75	93.75
4	Leelavati Kulkarni	17S10129	Gen	39.00	17.00	124.00	70.00	97.50	85.00	77.50	87.50
			Z	36.00	17.00	119.00	74.00	90.00	85.00	74.38	92.50
			C	36.00	20.00	115.00	78.00	90.00	100.00	71.88	97.50
5	Munjunath Kadam	17S10150	Gen	33.00	16.00	120.00	73.00	82.50	80.00	75.00	91.25
			B	30.00	20.00	119.00	72.00	75.00	100.00	74.38	90.00
			C	33.00	20.00	106.00	77.00	82.50	100.00	66.25	96.25
6	Pushpa Haroti	17S10224	Gen	22.00	13.00	104.00	63.00	55.00	65.00	65.00	78.75
			Z	33.00	17.00	77.00	75.00	82.50	85.00	48.13	93.75
			C	30.00	20.00	68.00	74.00	75.00	100.00	42.50	92.50
7	Raghendra Madar	17S10228	Gen	36.00	19.00	110.00	79.00	90.00	95.00	68.75	98.75
			B	27.00	20.00	90.00	74.00	67.50	100.00	56.25	92.50
			C	34.00	20.00	114.00	76.00	85.00	100.00	71.25	95.00
8	Rajeshwari Vanaki	17S10233	Gen	26.00	13.00	89.00	68.00	65.00	65.00	55.63	85.00
			Z	33.00	17.00	86.00	72.00	82.50	85.00	53.75	90.00
			C	30.00	20.00	67.00	74.00	75.00	100.00	41.88	92.50
9	Ranazeba Merzawar	17S10242	Gen	29.00	19.00	121.00	76.00	72.50	95.00	75.63	95.00
			B	32.00	20.00	96.00	75.00	80.00	100.00	60.00	93.75
			C	32.00	20.00	101.00	78.00	80.00	100.00	63.13	97.50
10	Sahana Hurali	17S10250	Gen	30.00	17.00	28.00	73.00	75.00	85.00	17.50	91.25
			B	27.00	20.00	116.00	71.00	67.50	100.00	72.50	88.75
			C	35.00	19.00	95.00	75.00	87.50	95.00	59.38	93.75

B.Sc. V Semester GEOL, GEOG, CHEM 2019-20											
Sl. No.	NAME OF THE STUDENTS	REG. NO.	CO	IA (TH)	IA (PR)	SEM END(TH)	SEM END (PR)	IA (TH)	IA (PR)	SEM END(TH)	SEM END (PR)
1	Chandrashekar	17S10068	GEOL	7.00	16.00	83.00	57.00	17.50	80.00	51.88	71.25
			GEOG	31.00	17.00	122.00	74.00	77.50	85.00	76.25	92.50
			CHE	14.00	18.00	109.00	71.00	35.00	90.00	68.13	88.75
2	Chetana Badiger	17S10070	GEOL	36.00	18.00	128.00	70.00	90.00	90.00	80.00	87.50
			GEOG	40.00	20.00	141.00	78.00	100.00	100.00	88.13	97.50
			Anthr	36.00	18.00	130.00	68.00	90.00	90.00	81.25	85.00
3	Dundappa Kariger	17S10083	GEOL	32.00	18.00	121.00	75.00	80.00	90.00	75.63	93.75
			GEOG	39.00	20.00	129.00	77.00	97.50	100.00	80.63	96.25
			CHE	33.00	18.00	131.00	76.00	82.50	90.00	81.88	95.00
4	Jyoti Tibeli	17S10106	GEOL	27.00	15.00	96.00	67.00	67.50	75.00	60.00	83.75
			GEOG	31.00	17.00	133.00	74.00	77.50	85.00	83.13	92.50
			Anthr	29.00	14.00	114.00	62.00	72.50	70.00	71.25	77.50
5	Kiran Koundannavar	17S10116	GEOL	28.00	15.00	88.00	61.00	70.00	75.00	55.00	76.25
			GEOG	32.00	16.00	125.00	74.00	80.00	80.00	78.13	92.50
			AN	25.00	14.00	94.00	57.00	62.50	70.00	58.75	71.25
6	Manju Hudeda	17S10146	GEOL	24.00	16.00	80.00	61.00	60.00	80.00	50.00	76.25
			GEOG	31.00	17.00	122.00	72.00	77.50	85.00	76.25	90.00
			Chem	15.00	16.00	73.00	63.00	37.50	80.00	45.63	78.75
7	Raghu Sukapur	17S10229	GEOL	13.00	16.00	103.00	47.00	32.50	80.00	64.38	58.75
			GEOG	34.00	15.00	133.00	75.00	85.00	75.00	83.13	93.75
			Chem	19.00	16.00	111.00	72.00	47.50	80.00	69.38	90.00
8	Ramakrishna M K	17S10239	GEOL	18.00	15.00	78.00	49.00	45.00	75.00	48.75	61.25
			GEOG	32.00	16.00	118.00	72.00	80.00	80.00	73.75	90.00
			CHE	13.00	18.00	67.00	64.00	32.50	90.00	41.88	80.00
9	Sachinkumar Patil	17S10248	GEOL	26.00	16.00	96.00	58.00	65.00	80.00	60.00	72.50
			GEOG	29.00	18.00	124.00	76.00	72.50	90.00	77.50	95.00
			Chem	20.00	18.00	105.00	64.00	50.00	90.00	65.63	80.00
10	Shobha Chikalaki	17S10284	GEOL	31.00	18.00	125.00	68.00	77.50	90.00	78.13	85.00
			GEOG	39.00	19.00	141.00	78.00	97.50	95.00	88.13	97.50
			Anthr	34.00	18.00	97.00	72.00	85.00	90.00	60.63	90.00

B.Sc. VI Semester GEOL, GEOG, CHEM 2019-20											
Sl. No.	NAME OF THE STUDENTS	REG. NO.	CO	IA (TH)	IA (PR)	SEM END(TH)	SEM END (PR)	IA (TH)	IA (PR)	SEM END(TH)	SEM END (PR)
1	Chandrashekar	17S10068	GEOL	33.00	18.00	135.00	74.00	82.50	90.00	84.38	92.50
			GEOG	24.00	13.00	103.00	50.00	60.00	65.00	64.38	62.50
			CHE	31.00	19.00	78.00	69.00	77.50	95.00	48.75	86.25
2	Chetana Badiger	17S10070	GEOL	38.00	19.00	153.00	79.00	95.00	95.00	95.63	98.75
			GEOG	30.00	19.00	135.00	72.00	75.00	95.00	84.38	90.00
			Anthr	38.00	19.00	151.00	72.00	95.00	95.00	94.38	90.00
3	Dundappa Kariger	17S10083	GEOL	39.00	19.00	147.00	77.00	97.50	95.00	91.88	96.25
			GEOG	26.00	16.00	127.00	69.00	65.00	80.00	79.38	86.25
			CHE	35.00	19.00	134.00	70.00	87.50	95.00	83.75	87.50
4	Jyoti Tibeli	17S10106	GEOL	34.00	19.00	138.00	79.00	85.00	95.00	86.25	98.75
			GEOG	25.00	16.00	99.00	59.00	62.50	80.00	61.88	73.75
			Anthr	38.00	18.00	140.00	70.00	95.00	90.00	87.50	87.50
5	Kiran Koundannavar	17S10116	GEOL	34.00	17.00	128.00	78.00	85.00	85.00	80.00	97.50
			GEOG	27.00	16.00	116.00	64.00	67.50	80.00	72.50	80.00
			AN	38.00	18.00	143.00	70.00	95.00	90.00	89.38	87.50
6	Manju Hudeda	17S10146	GEOL	34.00	17.00	119.00	76.00	85.00	85.00	74.38	95.00
			GEOG	26.00	13.00	96.00	51.00	65.00	65.00	60.00	63.75
			Chem	32.00	19.00	79.00	55.00	80.00	95.00	49.38	68.75
7	Raghu Sukapur	17S10229	GEOL	35.00	18.00	141.00	77.00	87.50	90.00	88.13	96.25
			GEOG	23.00	12.00	100.00	52.00	57.50	60.00	62.50	65.00
			Chem	30.00	19.00	111.00	57.00	75.00	95.00	69.38	71.25
8	Ramakrishna M K	17S10239	GEOL	37.00	18.00	126.00	77.00	92.50	90.00	78.75	96.25
			GEOG	22.00	15.00	85.00	53.00	55.00	75.00	53.13	66.25
			CHE	30.00	19.00	69.00	62.00	75.00	95.00	43.13	77.50
9	Sachinkumar Patil	17S10248	GEOL	32.00	18.00	124.00	73.00	80.00	90.00	77.50	91.25
			GEOG	24.00	13.00	101.00	57.00	60.00	65.00	63.13	71.25
			Chem	29.00	18.00	54.00	72.00	72.50	90.00	33.75	90.00
10	Shobha Chikalaki	17S10284	GEOL	40.00	19.00	146.00	79.00	100.00	95.00	91.25	98.75
			GEOG	32.00	17.00	118.00	66.00	80.00	85.00	73.75	82.50
			Anthr	34.00	20.00	108.00	70.00	85.00	100.00	67.50	87.50

B.Sc. V Semester IFF, BOT, CHE, ZOO, 2019-20											
Sl. No.	NAME OF THE STUDENTS	REG. NO.	CO	IA (TH)	IA (PR)	SEM END(TH)	SEM END (PR)	IA (TH)	IA (PR)	SEM END(TH)	SEM END (PR)
1	Ramalinga	17S10240	IFF	23.00	19.00	143.00	72.00	57.50	95.00	89.38	90.00
			BOT	25.00	18.00	120.00	63.00	62.50	90.00	75.00	78.75
			CHE	30.00	17.00	68.00	74.00	75.00	85.00	42.50	92.50
2	Sushma Ballari	17S10326	IFF	26.00	19.00	110.00	65.00	65.00	95.00	68.75	81.25
			ZOO	33.00	17.00	96.00	71.00	82.50	85.00	60.00	88.75
			CHE	32.00	17.00	86.00	71.00	80.00	85.00	53.75	88.75
3	Ashwini Nargund	17S10041	IFF	26.00	18.00	90.00	69.00	65.00	90.00	56.25	86.25
			BOT	14.00	16.00	66.00	58.00	35.00	80.00	41.25	72.50
			CHE	23.00	20.00	87.00	72.00	57.50	100.00	54.38	90.00
4	Basavangouda P Patil	17S10047	IFF	27.00	19.00	128.00	76.00	67.50	95.00	80.00	95.00
			ZOO	28.00	16.00	91.00	69.00	70.00	80.00	56.88	86.25
			CHE	29.00	15.00	120.00	73.00	72.50	75.00	75.00	91.25
5	Basavaraj G	17S10048	IFF	17.00	17.00	90.00	59.00	42.50	85.00	56.25	73.75
			ZOO	20.00	16.00	91.00	68.00	50.00	80.00	56.88	85.00
			CHE	12.00	18.00	88.00	69.00	30.00	90.00	55.00	86.25
7	Bhagyalaxmi I U	17S10054	IFF	32.00	19.00	145.00	74.00	80.00	95.00	90.63	92.50
			BOT	25.00	18.00	92.00	61.00	62.50	90.00	57.50	76.25
			CHE	28.00	20.00	114.00	71.00	70.00	100.00	71.25	88.75
8	Girish Lamani	17S10087	IFF	26.00	18.00	114.00	67.00	65.00	90.00	71.25	83.75
			ZOO	31.00	18.00	91.00	68.00	77.50	90.00	56.88	85.00
			CHE	27.00	18.00	90.00	69.00	67.50	90.00	56.25	86.25
9	Kanees Fatima	17S10110	IFF	23.00	19.00	114.00	78.00	57.50	95.00	71.25	97.50
			ZOO	27.00	18.00	90.00	70.00	67.50	90.00	56.25	87.50
			CHE	23.00	17.00	94.00	72.00	57.50	85.00	58.75	90.00
10	Krishna R K	17S10120	IFF	25.00	19.00	123.00	76.00	62.50	95.00	76.88	95.00
			ZOO	28.00	17.00	105.00	76.00	70.00	85.00	65.63	95.00
			CHE	19.00	14.00	105.00	75.00	47.50	70.00	65.63	93.75

B.Sc. VI Semester IFF, BOT, CHE, ZOO, 2019-20											
Sl. No.	NAME OF THE STUDENTS	REG. NO.	CO	IA (TH)	IA (PR)	SEM END(TH)	SEM END (PR)	IA (TH)	IA (PR)	SEM END(TH)	SEM END (PR)
1	Ramalinga	17S10240	IFF	37.00	19.00	136.00	69.00	92.50	95.00	85.00	86.25
			BOT	31.00	20.00	106.00	61.00	77.50	100.00	66.25	76.25
			CHE	33.00	20.00	98.00	76.00	82.50	100.00	61.25	95.00
2	Sushma Ballari	17S10326	IFF	31.00	18.00	115.00	71.00	77.50	90.00	71.88	88.75
			ZOO	35.00	15.00	117.00	71.00	87.50	75.00	73.13	88.75
			CHE	31.00	19.00	83.00	73.00	77.50	95.00	51.88	91.25
3	Ashwini Nargund	17S10041	IFF	31.00	18.00	125.00	74.00	77.50	90.00	78.13	92.50
			BOT	27.00	18.00	69.00	68.00	67.50	90.00	43.13	85.00
			CHE	29.00	18.00	78.00	68.00	72.50	90.00	48.75	85.00
4	Basavangouda P Patil	17S10047	IFF	27.00	20.00	124.00	78.00	67.50	100.00	77.50	97.50
			ZOO	29.00	15.00	89.00	68.00	72.50	75.00	55.63	85.00
			CHE	28.00	19.00	101.00	70.00	70.00	95.00	63.13	87.50
5	Basavaraj G	17S10048	IFF	22.00	8.00	120.00	70.00	55.00	40.00	75.00	87.50
			ZOO	24.00	12.00	83.00	63.00	60.00	60.00	51.88	78.75
			CHE	23.00	14.00	71.00	70.00	57.50	70.00	44.38	87.50
7	Bhagyalaxmi I U	17S10054	IFF	38.00	20.00	145.00	76.00	95.00	100.00	90.63	95.00
			BOT	30.00	20.00	107.00	68.00	75.00	100.00	66.88	85.00
			CHE	34.00	18.00	88.00	69.00	85.00	90.00	55.00	86.25
8	Girish Lamani	17S10087	IFF	30.00	18.00	128.00	66.00	75.00	90.00	80.00	82.50
			ZOO	32.00	17.00	73.00	72.00	80.00	85.00	45.63	90.00
			CHE	33.00	19.00	95.00	72.00	82.50	95.00	59.38	90.00
9	Kanees Fatima	17S10110	IFF	36.00	19.00	142.00	76.00	90.00	95.00	88.75	95.00
			ZOO	32.00	15.00	88.00	73.00	80.00	75.00	55.00	91.25
			CHE	20.00	15.00	64.00	73.00	50.00	75.00	40.00	91.25
10	Krishna R K	17S10120	IFF	35.00	20.00	140.00	80.00	87.50	100.00	87.50	100.00
			ZOO	34.00	19.00	94.00	75.00	85.00	95.00	58.75	93.75
			CHE	33.00	19.00	71.00	73.00	82.50	95.00	44.38	91.25

B.Sc. V Semester MICROBIOLOGY 2019-20											
Sl. No.	NAME OF THE STUDENTS	REG. NO.	CO	IA (TH)	IA (PR)	SEM END(TH)	SEM END (PR)	IA (TH)	IA (PR)	SEM END(TH)	SEM END (PR)
1.00	Fakkireshm Doddamani	17S10084	Micr	26.00	7.00	106.00	73.00	65.00	35.00	66.25	91.25
			Zoo	24.00	18.00	105.00	73.00	60.00	90.00	65.63	91.25
			Chem	12.00	15.00	93.00	74.00	30.00	75.00	58.13	92.50
2.00	Laxmi Badiger	17S10122	Micr	35.00	19.00	138.00	78.00	87.50	95.00	86.25	97.50
			Zoo	34.00	18.00	121.00	70.00	85.00	90.00	75.63	87.50
			Chem	17.00	18.00	113.00	74.00	42.50	90.00	70.63	92.50
3.00	Meghna Paste	17S10162	Micr	33.00	18.00	113.00	75.00	82.50	90.00	70.63	93.75
			Bot	25.00	17.00	103.00	53.00	62.50	85.00	64.38	66.25
			Chem	15.00	17.00	83.00	74.00	37.50	85.00	51.88	92.50
4.00	Mehrin M K	17S10165	Micr	39.00	20.00	155.00	78.00	97.50	100.00	96.88	97.50
			Zoo	39.00	17.00	136.00	72.00	97.50	85.00	85.00	90.00
			Chem	23.00	18.00	118.00	78.00	57.50	90.00	73.75	97.50
5.00	Pooja D Pattar	17S10193	Micr	37.00	20.00	148.00	79.00	92.50	100.00	92.50	98.75
			Bot	29.00	17.00	130.00	67.00	72.50	85.00	81.25	83.75
			Chem	33.00	18.00	116.00	79.00	82.50	90.00	72.50	98.75
6.00	Sushma	17S10325	Micr	34.00	20.00	135.00	79.00	85.00	100.00	84.38	98.75
			Zoo	36.00	17.00	116.00	71.00	90.00	85.00	72.50	88.75
			Chem	25.00	19.00	81.00	77.00	62.50	95.00	50.63	96.25
7.00	Vishakha Pawar	17S10355	Micr	36.00	20.00	142.00	79.00	90.00	100.00	88.75	98.75
			Zoo	10.00	18.00	119.00	72.00	25.00	90.00	74.38	90.00
			Chem	32.00	18.00	110.00	77.00	80.00	90.00	68.75	96.25
8.00	Amit Kolekar	17S10017	Micr	39.00	20.00	149.00	79.00	97.50	100.00	93.13	98.75
			Zoo	40.00	18.00	148.00	77.00	100.00	90.00	92.50	96.25
			Chem	38.00	19.00	136.00	80.00	95.00	95.00	85.00	100.00
9.00	Mokashi arati	17S10030	Micr	39.00	20.00	145.00	80.00	97.50	100.00	90.63	100.00
			Zoo	40.00	19.00	149.00	77.00	100.00	95.00	93.13	96.25
			Chem	37.00	19.00	148.00	80.00	92.50	95.00	92.50	100.00
10.00	Ashwini	17S10038	Micr	34.00	18.00	104.00	73.00	85.00	90.00	65.00	91.25
			Bot	17.00	16.00	88.00	62.00	42.50	80.00	55.00	77.50
			Chem	17.00	18.00	109.00	72.00	42.50	90.00	68.13	90.00

B.Sc. VI Semester MICROBIOLOGY 2019-20											
Sl. No.	NAME OF THE STUDENTS	REG. NO.	CO	IA (TH)	IA (PR)	SEM END(TH)	SEM END (PR)	IA (TH)	IA (PR)	SEM END(TH)	SEM END (PR)
1.00	Fakkireshm Doddamani	17S10084	Micr	21.00	15.00	77.00	71.00	52.50	75.00	48.13	88.75
			Zoo	19.00	18.00	109.00	65.00	47.50	90.00	68.13	81.25
			Chem	22.00	13.00	102.00	74.00	55.00	65.00	63.75	92.50
2.00	Laxmi Badiger	17S10122	Micr	37.00	19.00	121.00	77.00	92.50	95.00	75.63	96.25
			Zoo	37.00	20.00	109.00	63.00	92.50	100.00	68.13	78.75
			Chem	29.00	17.00	106.00	77.00	72.50	85.00	66.25	96.25
3.00	Meghna Paste	17S10162	Micr	35.00	19.00	125.00	78.00	87.50	95.00	78.13	97.50
			Bot	31.00	16.00	110.00	62.00	77.50	80.00	68.75	77.50
			Chem	34.00	17.00	103.00	75.00	85.00	85.00	64.38	93.75
4.00	Mehrin M K	17S10165	Micr	40.00	20.00	149.00	79.00	100.00	100.00	93.13	98.75
			Zoo	33.00	16.00	132.00	71.00	82.50	80.00	82.50	88.75
			Chem	34.00	20.00	130.00	75.00	85.00	100.00	81.25	93.75
5.00	Pooja D Pattar	17S10193	Micr	36.00	19.00	125.00	77.00	90.00	95.00	78.13	96.25
			Bot	36.00	19.00	112.00	75.00	90.00	95.00	70.00	93.75
			Chem	29.00	19.00	71.00	77.00	72.50	95.00	44.38	96.25
6.00	Sushma	17S10325	Micr	38.00	19.00	139.00	76.00	95.00	95.00	86.88	95.00
			Zoo	38.00	18.00	132.00	87.00	95.00	90.00	82.50	108.75
			Chem	33.00	19.00	137.00	78.00	82.50	95.00	85.63	97.50
7.00	Vishakha Pawar	17S10355	Micr	39.00	19.00	146.00	79.00	97.50	95.00	91.25	98.75
			Zoo	38.00	20.00	145.00	78.00	95.00	100.00	90.63	97.50
			Chem	38.00	20.00	149.00	80.00	95.00	100.00	93.13	100.00
8.00	Amit Kolekar	17S10017	Micr	39.00	20.00	155.00	78.00	97.50	100.00	96.88	97.50
			Zoo	38.00	20.00	142.00	70.00	95.00	100.00	88.75	87.50
			Chem	37.00	19.00	127.00	50.00	92.50	95.00	79.38	62.50
9.00	Mokashi arati	17S10030	Micr	40.00	19.00	155.00	79.00	100.00	95.00	96.88	98.75
			Zoo	38.00	19.00	149.00	75.00	95.00	95.00	93.13	93.75
			Chem	40.00	20.00	150.00	79.00	100.00	100.00	93.75	98.75
10.00	Ashwini	17S10038	Micr	34.00	18.00	105.00	75.00	85.00	90.00	65.63	93.75
			Bot	26.00	14.00	97.00	66.00	65.00	70.00	60.63	82.50
			Chem	29.00	19.00	78.00	68.00	72.50	95.00	48.75	85.00

B.Sc. V Semester BIOTECHNOLOGY 2019-20

Sl. No.	NAME OF THE STUDENTS	REG. NO.	CO	IA (TH)	IA (PR)	SEM END(TH)	SEM END (PR)	IA (TH)
1	Disha Belawadi	17S10080	BT	37.00	19.00	126.00	80.00	92.50
			Z	30.00	17.00	123.00	69.00	75.00
			Chem	16.00	18.00	112.00	78.00	40.00
2	Gopal Lamani	17S10089	BT	35.00	18.00	98.00	73.00	87.50
			Z	27.00	19.00	113.00	72.00	67.50
			Chem	15.00	19.00	107.00	72.00	37.50
3	Janavi Rathod	17S10097	BT	37.00	19.00	137.00	78.00	92.50
			Z	30.00	20.00	143.00	70.00	75.00
			Chem	29.00	17.00	132.00	77.00	72.50
4	Kalamesh salagatti	17S10109	BT	39.00	20.00	148.00	79.00	97.50
			Bot	36.00	18.00	100.00	63.00	90.00
			Chem	33.00	19.00	140.00	75.00	82.50
5	Komal Wagh	17S10119	BT	36.00	19.00	120.00	78.00	90.00
			Bot	26.00	18.00	82.00	65.00	65.00
			Chem	28.00	19.00	92.00	76.00	70.00
6	Kartik Belgaum	17S10121	BT	37.00	19.00	121.00	74.00	92.50
			Bot	30.00	17.00	111.00	61.00	75.00
			Chem	27.00	20.00	110.00	72.00	67.50
7	Malatesh Barki	17S10138	BT	40.00	20.00	138.00	80.00	100.00
			Z	37.00	20.00	137.00	73.00	92.50
			Chem	30.00	19.00	135.00	79.00	75.00
8	Megha Ratnakar	17S10158	BT	38.00	20.00	128.00	80.00	95.00
			Z	36.00	20.00	122.00	74.00	90.00
			Chem	29.00	19.00	136.00	78.00	72.50
9	Nirmala M Hiremath	17S10180	BT	35.00	18.00	130.00	74.00	87.50
			Z	25.00	18.00	106.00	67.00	62.50
			Chem	18.00	18.00	98.00	76.00	45.00
10	Punith P H	17S10223	BT	40.00	20.00	153.00	80.00	100.00
			Bot	37.00	17.00	142.00	71.00	92.50
			Chem	31.00	19.00	118.00	76.00	77.50

B.Sc. VI Semester BIOTECHNOLOGY 2019-20

Sl. No.	NAME OF THE STUDENTS	REG. NO.	CO	IA (TH)	IA (PR)	SEM END(TH)	SEM END (PR)	IA (TH)
1	Disha Belawadi	17S10080	BT	40.00	20.00	35.00	80.00	100.00
			Z	31.00	10.00	135.00	73.00	77.50
			Chem	28.00	18.00	126.00	78.00	70.00
2	Gopal Lamani	17S10089	BT	39.00	20.00	112.00	80.00	97.50
			Z	33.00	19.00	72.00	100.00	82.50
			Chem	29.00	20.00	84.00	75.00	72.50
3	Janavi Rathod	17S10097	BT	40.00	20.00	153.00	80.00	100.00
			Z	39.00	20.00	108.00	78.00	97.50
			Chem	30.00	20.00	102.00	73.00	75.00
4	Kalamesh salagatti	17S10109	BT	40.00	20.00	147.00	80.00	100.00
			Bot	35.00	18.00	140.00	72.00	87.50

			Chem	39.00	20.00	77.00	78.00	97.50
5	Komal Wagh	17S10119	BT	38.00	20.00	126.00	80.00	95.00
			Bot	35.00	19.00	114.00	78.00	87.50
			Chem	33.00	20.00	88.00	76.00	82.50
6	Kartik Belgaum	17S10121	BT	39.00	20.00	137.00	78.00	97.50
			Bot	32.00	17.00	112.00	72.00	80.00
			Chem	33.00	20.00	80.00	73.00	82.50
7	Malatesh Barki	17S10138	BT	40.00	20.00	144.00	80.00	100.00
			Z	40.00	20.00	148.00	79.00	100.00
			Chem	35.00	20.00	125.00	78.00	87.50
8	Megha Ratnakar	17S10158	BT	40.00	20.00	47.00	80.00	100.00
			Z	40.00	20.00	122.00	77.00	100.00
			Chem	33.00	20.00	119.00	79.00	82.50
9	Nirmala M Hiremath	17S10180	BT	38.00	18.00	117.00	78.00	95.00
			Z	31.00	17.00	97.00	70.00	77.50
			Chem	34.00	17.00	85.00	79.00	85.00
10	Punith P H	17S10223	BT	40.00	20.00	52.00	80.00	100.00
			Bot	38.00	19.00	145.00	76.00	95.00
			Chem	35.00	20.00	149.00	79.00	87.50

IA (PR)	SEM END(TH)	SEM END (PR)
95.00	78.75	100.00
85.00	76.88	86.25
90.00	70.00	97.50
90.00	61.25	91.25
95.00	70.63	90.00
95.00	66.88	90.00
95.00	85.63	97.50
100.00	89.38	87.50
85.00	82.50	96.25
100.00	92.50	98.75
90.00	62.50	78.75
95.00	87.50	93.75
95.00	75.00	97.50
90.00	51.25	81.25
95.00	57.50	95.00
95.00	75.63	92.50
85.00	69.38	76.25
100.00	68.75	90.00
100.00	86.25	100.00
100.00	85.63	91.25
95.00	84.38	98.75
100.00	80.00	100.00
100.00	76.25	92.50
95.00	85.00	97.50
90.00	81.25	92.50
90.00	66.25	83.75
90.00	61.25	95.00
100.00	95.63	100.00
85.00	88.75	88.75
95.00	73.75	95.00

IA (PR)	SEM END(TH)	SEM END (PR)
100.00	21.88	100.00
50.00	84.38	91.25
90.00	78.75	97.50
100.00	70.00	100.00
95.00	45.00	125.00
100.00	52.50	93.75
100.00	95.63	100.00
100.00	67.50	97.50
100.00	63.75	91.25
100.00	91.88	100.00
90.00	87.50	90.00

100.00	48.13	97.50
100.00	78.75	100.00
95.00	71.25	97.50
100.00	55.00	95.00
100.00	85.63	97.50
85.00	70.00	90.00
100.00	50.00	91.25
100.00	90.00	100.00
100.00	92.50	98.75
100.00	78.13	97.50
100.00	29.38	100.00
100.00	76.25	96.25
100.00	74.38	98.75
90.00	73.13	97.50
85.00	60.63	87.50
85.00	53.13	98.75
100.00	32.50	100.00
95.00	90.63	95.00
100.00	93.13	98.75

B.Sc. V Semester CBZ 2019-20											
SI. No.	NAME OF THE STUDENTS	REG. NO.	CO	MARKS OBTAINED				PERCENTAGE			
				IA (TH)	IA (PR)	SEM END(TH)	SEM END (PR)	IA (TH)	IA (PR)	SEM END(TH)	SEM END (PR)
1	ANUSHA JAMPALI	17S10027	C	31	19	133	76	77.5	95	83.125	95
			B	30	20	125	77	75	100	78.125	96.25
			Z	34	19	112	72	85	95	70	90
2	ASHIWINI VENKAGODAR	17S10042	C	30	19	124	71	75	95	77.5	88.75
			B	27	20	101	74	67.5	100	63.125	92.5
			Z	31	19	115	72	77.5	95	71.875	90
3	B MALA JAGGALI	17S10045	C	28	16	74	67	70	80	46.25	83.75
			B	15	18	65	68	37.5	90	40.625	85
			Z	26	19	77	70	65	95	48.125	87.5
4	BHAGYSHREE NAGARAL	1710055	C	16	18	103	67	40	90	64.375	83.75
			B	23	18	80	66	57.5	90	50	82.5
			Z	31	19	96	73	77.5	95	60	91.25
5	CHIRANJEEVI KAMBLE	17S10073	C	29	19	110	75	72.5	95	68.75	93.75
			B	25	16	75	63	62.5	80	46.875	78.75
			Z	27	16	109	73	67.5	80	68.125	91.25
6	GANESH H G	17S10085	C	29	17	102	66	72.5	85	63.75	82.5
			B	25	16	75	57	62.5	80	46.875	71.25
			Z	23	19	114	68	57.5	95	71.25	85
7	K VENKATESH	17S10108	C	19	17	94	70	47.5	85	58.75	87.5
			B	35	17	70	60	87.5	85	43.75	75
			Z	28	17	114	73	70	85	71.25	91.25
8	KAVERI SALIMATH	17S10112	C	29	19	135	76	72.5	95	84.375	95
			B	33	20	99	79	82.5	100	61.875	98.75
			Z	31	16	140	74	77.5	80	87.5	92.5
9	LOKESH LAMANI	17S10131	C	17	17	77	71	42.5	85	48.125	88.75
			B	26	17	86	58	65	85	53.75	72.5
			Z	27	15	91	71	67.5	75	56.875	88.75
10	MALAPPA BHANDARI	17A10137	C	27	17	99	76	67.5	85	61.875	95
			B	28	18	108	56	70	90	67.5	70

11	MALLAMMA GINAGI	17S10140	Z	33	17	106	71	82.5	85	66.25	88.75
			C	33	18	115	78	82.5	90	71.875	97.5
			B	28	18	116	67	70	90	72.5	83.75
12	P B SANGITHA	17S10187	Z	38	17	111	77	95	85	69.375	96.25
			C	29	17	103	76	72.5	85	64.375	95
			B	27	19	122	71	67.5	95	76.25	88.75
13	PAVAN KUMAR ANGADI	17S10189	Z	33	17	141	75	82.5	85	88.125	93.75
			C	19	19	92	75	47.5	95	57.5	93.75
			B	24	18	94	57	60	90	58.75	71.25
14	POOJA RATHOD	17S10202	Z	31	16	110	69	77.5	80	68.75	86.25
			C	35	19	150	80	87.5	95	93.75	100
			B	34	20	132	75	85	100	82.5	93.75
15	PRABHAVATHI SOMANAVAR	17S10204	Z	38	18	153	78	95	90	95.625	97.5
			C	30	18	102	73	75	90	63.75	91.25
			B	33	18	111	68	82.5	90	69.375	85
16	PRIYANKA BETAGERI	17S10221	Z	32	17	143	73	80	85	89.375	91.25
			C	34	18	105	73	85	90	65.625	91.25
			B	29	18	103	61	72.5	90	64.375	76.25
17	RAJASHEKARAYYA HIREMATH	17S10232	Z	35	17	129	73	87.5	85	80.625	91.25
			C	16	18	66	68	40	90	41.25	85
			B	25	16	72	58	62.5	80	45	72.5
18	SIMARIN PATHAN	17S10253	Z	24	14	109	68	60	70	68.125	85
			C	20	18	139	73	50	90	86.875	91.25
			B	36	18	124	73	90	90	77.5	91.25
19	SANGITHA PATIL	17S10259	Z	34	19	133	76	85	95	83.125	95
			C	28	19	81	72	70	95	50.625	90
			B	29	18	88	70	72.5	90	55	87.5
20	SHRUTHI MENASINKAI	17S10289	Z	31	19	112	72	77.5	95	70	90
			C	29	19	91	74	72.5	95	56.875	92.5
			B	30	17	109	70	75	85	68.125	87.5
			Z	32	15	174	71	80	75	108.75	88.75

B.Sc. VI Semester CBZ 2019-20											
Sl. No.	NAME OF THE STUDENTS	REG. NO.	CO	IA (TH)	IA (PR)	SEM END(TH)	SEM END (PR)	IA (TH)	IA (PR)	SEM END(TH)	SEM END (PR)
1	ANUSHA JAMPALI	17S10027	C	36	20	123	77	90	100	76.875	96.25
			B	30	20	98	70	75	100	61.25	87.5
			Z	34	20	125	76	85	100	78.125	95
2	ASHIWINI VENKAGOUDAR	17S10042	C	37	18	133	76	92.5	90	83.125	95
			B	32	19	109	77	80	95	68.125	96.25
			Z	35	18	120	67	87.5	90	75	83.75
3	B MALA JAGGALI	17S10045	C	31	19	107	75	77.5	95	66.875	93.75
			B	30	17	81	66	75	85	50.625	82.5
			Z	26	16	92	64	65	80	57.5	80
4	BHAGYSHREE NAGARAL	1710055	C	33	18	118	74	82.5	90	73.75	92.5
			B	28	17	100	70	70	85	62.5	87.5
			Z	29	19	121	76	72.5	95	75.625	95
5	CHIRANJEEVI KAMBLE	17S10073	C	29	19	104	71	72.5	95	65	88.75
			B	26	16	101	58	65	80	63.125	72.5
			Z	27	17	123	72	67.5	85	76.875	90
6	GANESH H G	17S10085	C	29	14	99	73	72.5	70	61.875	91.25
			B	23	17	111	53	57.5	85	69.375	66.25
			Z	28	12	102	64	70	60	63.75	80
7	K VENKATESH	17S10108	C	30	15	64	72	75	75	40	90
			B	26	16	114	47	65	80	71.25	58.75
			Z	31	16	115	75	77.5	80	71.875	93.75
8	KAVERI SALIMATH	17S10112	C	33	19	44	70	82.5	95	27.5	87.5
			B	30	18	132	77	75	90	82.5	96.25
			Z	35	10	128	77	87.5	50	80	96.25
9	LOKESH LAMANI	17S10131	C	26	17	80	63	65	85	50	78.75
			B	23	18	85	61	57.5	90	53.125	76.25
			Z	30	16	84	71	75	80	52.5	88.75
10	MALAPPA BHANDARI	17A10137	C	31	17	99	77	77.5	85	61.875	96.25
			B	27	19	105	70	67.5	95	65.625	87.5

11	MALLAMMA GINAGI	17S10140	Z	28	16	107	73	70	80	66.875	91.25
			C	34	19	107	80	85	95	66.875	100
			B	28	17	120	77	70	85	75	96.25
12	P B SANGITHA	17S10187	Z	34	16	137	78	85	80	85.625	97.5
			C	33	16	132	75	82.5	80	82.5	93.75
			B	28	19	119	72	70	95	74.375	90
13	PAVAN KUMAR ANGADI	17S10189	Z	32	19	111	77	80	95	69.375	96.25
			C	32	19	112	76	80	95	70	95
			B	30	18	119	73	75	90	74.375	91.25
14	POOJA RATHOD	17S10202	Z	36	19	98	78	90	95	61.25	97.5
			C	37	20	141	80	92.5	100	88.125	100
			B	37	20	125	76	92.5	100	78.125	95
15	PRABHAVATHI SOMANNAVAR	17S10204	Z	39	20	134	77	97.5	100	83.75	96.25
			C	32	20	127	75	80	100	79.375	93.75
			B	33	18	115	74	82.5	90	71.875	92.5
16	PRIYANKA BETAGERI	17S10221	Z	33	19	124	78	82.5	95	77.5	97.5
			C	35	19	121	73	87.5	95	75.625	91.25
			B	34	19	119	75	85	95	74.375	93.75
17	RAJASHEKARAYYA HIREMATH	17S10232	Z	36	18	127	69	90	90	79.375	86.25
			C	28	19	79	76	70	95	49.375	95
			B	25	15	79	58	62.5	75	49.375	72.5
18	SIMARIN PATHAN	17S10253	Z	30	19	73	73	75	95	45.625	91.25
			C	32	20	107	67	80	100	66.875	83.75
			B	33	15	101	70	82.5	75	63.125	87.5
19	SANGITHA PATIL	17S10259	Z	35	20	125	78	87.5	100	78.125	97.5
			C	31	18	100	73	77.5	90	62.5	91.25
			B	25	14	97	70	62.5	70	60.625	87.5
20	SHRUTHI MENASINKAI	17S10289	Z	34	19	92	73	85	95	57.5	91.25
			C	34	19	107	73	85	95	66.875	91.25
			B	28	18	101	70	70	90	63.125	87.5
			Z	37	19	123	75	92.5	95	76.875	93.75

B. Sc V SEM - PCM 2019-2020											
Sl. No.	NAME OF THE STUDENTS	REG. NO.	CO	IA (TH)	IA (PR)	SEM END(TH)	SEM END (PR)	IA (TH)	IA (PR)	SEM END(TH)	SEM END (PR)
1	Akshata Gobari	17S10009	M	56.00		143.00	0.00	93.33	0.00	59.58	0.00
			P	20.00	13.00	103.00	69.00	50.00	65.00	64.38	86.25
			C	37.00	18.00	121.00	80.00	92.50	90.00	75.63	100.00
2	Akshata Kalburgi	17S10010	M	56.00		143.00	0.00	93.33	0.00	59.58	0.00
			P	23.00	15.00	109.00	76.00	57.50	75.00	68.13	95.00
			C	37.00	20.00	109.00	79.00	92.50	100.00	68.13	98.75
3	Bharat O J	17S10057	M	57.00		194.00	0.00	95.00	0.00	80.83	0.00
			P	20.00	18.00	117.00	72.00	50.00	90.00	73.13	90.00
			C	32.00	19.00	141.00	77.00	80.00	95.00	88.13	96.25
4	Chandana M Badakannavar	17S10065	M	60.00		213.00	0.00	100.00	0.00	88.75	0.00
			P	32.00	16.00	123.00	70.00	80.00	80.00	76.88	87.50
			C	37.00	20.00	122.00	79.00	92.50	100.00	76.25	98.75
5	Deepti Wali	17S10078	M	56.00		187.00	0.00	93.33	0.00	77.92	0.00
			P	20.00	18.00	93.00	64.00	50.00	90.00	58.13	80.00
			C	32.00	16.00	109.00	76.00	80.00	80.00	68.13	95.00
6	Maltesh Hullur	17S10141	M	54.00		143.00	0.00	90.00	0.00	59.58	0.00
			P	18.00	19.00	111.00	55.00	45.00	95.00	69.38	68.75
			C	24.00	20.00	102.00	58.00	60.00	100.00	63.75	72.50
7	Jyoti T T	17S10102	M	57.00		164.00	0.00	95.00	0.00	68.33	0.00
			P	25.00	15.00	113.00	73.00	62.50	75.00	70.63	91.25
			C	36.00	20.00	125.00	79.00	90.00	100.00	78.13	98.75
8	Laxmi Chippadi	17S10126	M	57.00		169.00	0.00	95.00	0.00	70.42	0.00
			P	22.00	16.00	125.00	70.00	55.00	80.00	78.13	87.50
			C	33.00	20.00	119.00	76.00	82.50	100.00	74.38	95.00
9	Mohammad Honawad	17S10134	M	51.00		161.00	0.00	85.00	0.00	67.08	0.00
			P	26.00	17.00	116.00	67.00	65.00	85.00	72.50	83.75
			C	25.00	19.00	118.00	77.00	62.50	95.00	73.75	96.25
10	Meghana V Rokhade	17S10163	M	54.00		99.00	0.00	90.00	0.00	41.25	0.00
			P	27.00	17.00	64.00	71.00	67.50	85.00	40.00	88.75
			C	30.00	19.00	97.00	65.00	75.00	95.00	60.63	81.25
			M	18.00		200.00	0.00	30.00	0.00	83.33	0.00

11	Mounesh	17S10170	P	15.00	14.00	114.00	64.00	37.50	70.00	71.25	80.00
			C	16.00	9.00	121.00	75.00	40.00	45.00	75.63	93.75
12	Pavitra Hosmani	17S10191	M	57.00		156.00	0.00	95.00	0.00	65.00	0.00
			P	21.00	17.00	78.00	67.00	52.50	85.00	48.75	83.75
13	Pooja Koli	17S10197	C	34.00	19.00	118.00	75.00	85.00	95.00	73.75	93.75
			M	44.00		113.00	0.00	73.33	0.00	47.08	0.00
14	Sonali Garag	17S10304	P	26.00	18.00	93.00	61.00	65.00	90.00	58.13	76.25
			C	30.00	20.00	105.00	78.00	75.00	100.00	65.63	97.50
15	Susmita M	17S10330	M	57.00		215.00	0.00	95.00	0.00	89.58	0.00
			P	32.00	20.00	129.00	76.00	80.00	100.00	80.63	95.00
16	Tahareem Banu Tolagi	17S10334	C	37.00	20.00	113.00	80.00	92.50	100.00	70.63	100.00
			M	44.00		115.00	0.00	73.33	0.00	47.92	0.00
17	Vaibhav Malagi	17S10339	P	20.00	18.00	92.00	74.00	50.00	90.00	57.50	92.50
			C	26.00	19.00	113.00	76.00	65.00	95.00	70.63	95.00
18	Varsha Belgaum	17S10342	M	58.00		146.00	0.00	96.67	0.00	60.83	0.00
			P	24.00	19.00	107.00	75.00	60.00	95.00	66.88	93.75
19	Vijaya kumar Noolvi	17S10348	C	39.00	19.00	113.00	73.00	97.50	95.00	70.63	91.25
			M	51.00		96.00	0.00	85.00	0.00	40.00	0.00
20	Vishwasganga	17S10357	P	15.00	18.00	71.00	69.00	37.50	90.00	44.38	86.25
			C	30.00	17.00	101.00	77.00	75.00	85.00	63.13	96.25
			M	55.00		140.00	0.00	91.67	0.00	58.33	0.00
			P	21.00	19.00	86.00	73.00	52.50	95.00	53.75	91.25
			C	26.00	19.00	97.00	78.00	65.00	95.00	60.63	97.50
			M	14.00		125.00	0.00	23.33	0.00	52.08	0.00
			P	16.00	8.00	71.00	67.00	40.00	40.00	44.38	83.75
			C	26.00	19.00	97.00	78.00	65.00	95.00	60.63	97.50
			M	53.00		177.00	0.00	88.33	0.00	73.75	0.00
			P	27.00	18.00	90.00	73.00	67.50	90.00	56.25	91.25
			C	28.00	18.00	133.00	76.00	70.00	90.00	83.13	95.00
B. Sc VI SEM - PCM 2019-2020											

Sl. No.	NAME OF THE STUDENTS	REG. NO.	CO	IA (TH)	IA (PR)	SEM END(TH)	SEM END (PR)	IA (TH)	IA (PR)	SEM END(TH)	SEM END (PR)
1	Akshata Gobari	17S10009	M	54.00		155.00		90.00	0.00	64.58	0.00
			P	31.00	20.00	88.00	76.00	77.50	100.00	55.00	95.00
			C	37.00	20.00	124.00	75.00	92.50	100.00	77.50	93.75
2	Akshata Kalburgi	17S10010	M	54.00		142.00		90.00	0.00	59.17	0.00
			P	29.00	20.00	80.00	76.00	72.50	100.00	50.00	95.00
			C	37.00	20.00	107.00	79.00	92.50	100.00	66.88	98.75
3	Bharat O J	17S10057	M	48.00		162.00		80.00	0.00	67.50	0.00
			P	32.00	19.00	111.00	73.00	80.00	95.00	69.38	91.25
			C	35.00	20.00	103.00	77.00	87.50	100.00	64.38	96.25
4	Chandana M Badakannavar	17S10065	M	57.00		200.00		95.00	0.00	83.33	0.00
			P	35.00	20.00	122.00	76.00	87.50	100.00	76.25	95.00
			C	40.00	20.00	138.00	78.00	100.00	100.00	86.25	97.50
5	Deepti Wali	17S10078	M	49.00		123.00		81.67	0.00	51.25	0.00
			P	31.00	20.00	81.00	70.00	77.50	100.00	50.63	87.50
			C	34.00	20.00	115.00	75.00	85.00	100.00	71.88	93.75
6	Maltesh Hullur	17S10141	M	40.00		120.00		66.67	0.00	50.00	0.00
			P	28.00	20.00	82.00	74.00	70.00	100.00	51.25	92.50
			C	30.00	20.00	102.00	78.00	75.00	100.00	63.75	97.50
7	Jyoti T T	17S10102	M	49.00		131.00		81.67	0.00	54.58	0.00
			P	29.00	20.00	83.00	73.00	72.50	100.00	51.88	91.25
			C	37.00	20.00	64.00	78.00	92.50	100.00	40.00	97.50
8	Laxmi Chippadi	17S10126	M	55.00		154.00		91.67	0.00	64.17	0.00
			P	30.00	20.00	104.00	76.00	75.00	100.00	65.00	95.00
			C	35.00	20.00	81.00	75.00	87.50	100.00	50.63	93.75
9	Mohammad Honawad	17S10134	M	51.00		212.00		85.00	0.00	88.33	0.00
			P	26.00	17.00	142.00	84.00	65.00	85.00	88.75	105.00
			C	25.00	19.00	143.00	96.00	62.50	95.00	89.38	120.00
10	Meghana V Rokhade	17S10163	M	53.00		164.00		88.33	0.00	68.33	0.00
			P	33.00	20.00	93.00	76.00	82.50	100.00	58.13	95.00
			C	38.00	20.00	124.00	78.00	95.00	100.00	77.50	97.50
11	Mounesh	17S10170	M	36.00		177.00		60.00	0.00	73.75	0.00
			P	27.00	20.00	93.00	74.00	67.50	100.00	58.13	92.50

12	Pavitra Hosmani	17S10191	C	30.00	20.00	107.00	74.00	75.00	100.00	66.88	92.50
			M	54.00		127.00		90.00	0.00	52.92	0.00
			P	28.00	20.00	69.00	75.00	70.00	100.00	43.13	93.75
13	Pooja Koli	17S10197	C	34.00	20.00	103.00	78.00	85.00	100.00	64.38	97.50
			M	45.00		142.00		75.00	0.00	59.17	0.00
			P	31.00	20.00	81.00	76.00	77.50	100.00	50.63	95.00
14	Sonali Garag	17S10304	C	35.00	20.00	117.00	76.00	87.50	100.00	73.13	95.00
			M	59.00		205.00		98.33	0.00	85.42	0.00
			P	36.00	20.00	119.00	76.00	90.00	100.00	74.38	95.00
15	Susmita M	17S10330	C	40.00	20.00	134.00	78.00	100.00	100.00	83.75	97.50
			M	47.00		117.00		78.33	0.00	48.75	0.00
			P	29.00	20.00	84.00	73.00	72.50	100.00	52.50	91.25
16	Tahareem Banu Tolagi	17S10334	C	30.00	18.00	91.00	76.00	75.00	90.00	56.88	95.00
			M	55.00		160.00		91.67	0.00	66.67	0.00
			P	34.00	20.00	95.00	76.00	85.00	100.00	59.38	95.00
17	Vaibhav Malagi	17S10339	C	38.00	20.00	125.00	76.00	95.00	100.00	78.13	95.00
			M	48.00		104.00		80.00	0.00	43.33	0.00
			P	29.00	20.00	66.00	76.00	72.50	100.00	41.25	95.00
18	Varsha Belgaum	17S10342	C	34.00	20.00	78.00	73.00	85.00	100.00	48.75	91.25
			M	46.00		134.00		76.67	0.00	55.83	0.00
			P	27.00	19.00	75.00	75.00	67.50	95.00	46.88	93.75
19	Vijaya kumar Noolvi	17S10348	C	34.00	20.00	123.00	75.00	85.00	100.00	76.88	93.75
			M	34.00		98.00		56.67	0.00	40.83	0.00
			P	25.00	18.00	64.00	76.00	62.50	90.00	40.00	95.00
20	Vishwasganga	17S10357	C	30.00	19.00	97.00	74.00	75.00	95.00	60.63	92.50
			M	49.00		167.00		81.67	0.00	69.58	0.00
			P	34.00	20.00	93.00	76.00	85.00	100.00	58.13	95.00

B.Sc. V Semester CBZ 2020-21											
Sl. No.	NAME OF THE STUDENTS	REG. NO.	CO	MARKS OBTAINED				PERCENTAGE			
				IA (TH)	IA (PR)	SEM END (TH)	SEM END (PR)	IA (TH)	IA (PR)	SEM END (TH)	SEM END (PR)
1	ABHISHEK U. VARAGIRI	18S10002	C	25	19	97	72	62.50	95.00	60.63	90.00
			B	30	18	126	72	75.00	90.00	78.75	90.00
			Z	36	20	129	79	90.00	100.00	80.63	98.75
2	AISHWARYA J. HALAKATTI	18S10006	C	31	20	78	77	77.50	100.00	48.75	96.25
			B	29	18	88	67	72.50	90.00	55.00	83.75
			Z	37	19	100	77	92.50	95.00	62.50	96.25
3	AISHWARYA PATIL	18S10008	C	39	20	86	75	97.50	100.00	53.75	93.75
			B	30	20	118	73	75.00	100.00	73.75	91.25
			Z	33	20	104	77	82.50	100.00	65.00	96.25
4	AMITGOUDA M PATIL	18S10028	C	15	18	78	74	37.50	90.00	48.75	92.50
			B	25	17	96	47	62.50	85.00	60.00	58.75
			Z	29	17	105	73	72.50	85.00	65.63	91.25
5	CHAITRA PALLED	18S10080	C	33	18	93	76	82.50	90.00	58.13	95.00
			B	30	19	104	69	75.00	95.00	65.00	86.25
			Z	36	19	93	75	90.00	95.00	58.13	93.75
6	GANGAVVA S. LAKKENAVAR	18S10851	C	34	19	84	78	85.00	95.00	52.50	97.50
			B	29	19	123	73	72.50	95.00	76.88	91.25
			Z	37	20	103	77	92.50	100.00	64.38	96.25
7	HANAMANTAYYA	18S10118	C	32	17	109	76	80.00	85.00	68.13	95.00
			B	27	19	112	70	67.50	95.00	70.00	87.50
			Z	35	19	110	75	87.50	95.00	68.75	93.75
8	HANAMESH NAYAK	18S10120	C	34	19	125	75	85.00	95.00	78.13	93.75
			B	35	20	149	77	87.50	100.00	93.13	96.25
			Z	36	18	135	79	90.00	90.00	84.38	98.75
9	INDIRA KAMATI	18S10125	C	35	20	123	75	87.50	100.00	76.88	93.75
			B	36	20	135	75	90.00	100.00	84.38	93.75
			Z	39	19	106	78	97.50	95.00	66.25	97.50
10	KEERTI JADHAV	18S10147	C	26	19	67	60	65.00	95.00	41.88	75.00
			B	25	18	104	73	62.50	90.00	65.00	91.25
			Z	35	19	69	73	87.50	95.00	43.13	91.25

11	MEHEK BASTWAD	18S10171	C	29	20	94	75	72.50	100.00	58.75	93.75
			B	29	19	119	70	72.50	95.00	74.38	87.50
			Z	34	20	106	77	85.00	100.00	66.25	96.25
12	MALLIKARJUN S. TOTAD	18S10179	C	28	20	109	73	70.00	100.00	68.13	91.25
			B	27	19	119	75	67.50	95.00	74.38	93.75
			Z	36	19	112	78	90.00	95.00	70.00	97.50
13	MANOHARA B.	18S10187	C	26	19	92	72	65.00	95.00	57.50	90.00
			B	24	19	78	59	60.00	95.00	48.75	73.75
			Z	32	18	96	75	80.00	90.00	60.00	93.75
14	NAGARAJ S. WALIKAR	18S10204	C	28	18	81	74	70.00	90.00	50.63	92.50
			B	27	20	99	69	67.50	100.00	61.88	86.25
			Z	33	19	104	79	82.50	95.00	65.00	98.75
15	NEHA SHURPALI	18S10216	C	29	20	85	78	72.50	100.00	53.13	97.50
			B	32	19	122	69	80.00	95.00	76.25	86.25
			Z	36	18	124	78	90.00	90.00	77.50	97.50
16	POOJA D. BHAJANTRI	18S10241	C	32	17	95	76	80.00	85.00	59.38	95.00
			B	29	17	85	67	72.50	85.00	53.13	83.75
			Z	30	18	97	75	75.00	90.00	60.63	93.75
17	POOJA MATHAD	18S10243	C	33	18	104	76	82.50	90.00	65.00	95.00
			B	34	20	126	76	85.00	100.00	78.75	95.00
			Z	38	18	133	78	95.00	90.00	83.13	97.50
18	POOJA N. PATIL	18S10244	C	32	19	109	80	80.00	95.00	68.13	100.00
			B	37	19	131	78	92.50	95.00	81.88	97.50
			Z	39	20	135	78	97.50	100.00	84.38	97.50

B.Sc. VI Semester CBZ 2020-21											
Sl. No.	NAME OF THE STUDENTS	REG. NO.	CO	MARKS OBTAINED				PERCENTAGE			
				IA (TH)	IA (PR)	SEM END (TH)	SEM END (PR)	IA (TH)	IA (PR)	SEM END (TH)	SEM END (PR)
1	ABHISHEK U. VARAGIRI	18S10002	C	36	17	118	75	90.00	85.00	73.75	93.75
			B	27	18	119	69	67.50	90.00	74.38	86.25
			Z	37	18	93	70	92.50	90.00	58.13	87.50
2	AISHWARYA J. HALAKATTI	18S10006	C	35	19	80	78	87.50	95.00	50.00	97.50
			B	33	19	93	70	82.50	95.00	58.13	87.50
			Z	40	19	66	77	100.00	95.00	41.25	96.25

3	AISHWARYA PATIL	18S10008	C	37	19	107	74	92.50	95.00	66.88	92.50
			B	30	19	118	74	75.00	95.00	73.75	92.50
			Z	38	19	108	76	95.00	95.00	67.50	95.00
4	AMITGOUDA M PATIL	18S10028	C	25	9	86	74	62.50	45.00	53.75	92.50
			B	15	14	107	54	37.50	70.00	66.88	67.50
			Z	30	18	106	68	75.00	90.00	66.25	85.00
5	CHAITRA PALLED	18S10080	C	35	19	91	73	87.50	95.00	56.88	91.25
			B	34	17	109	67	85.00	85.00	68.13	83.75
			Z	38	19	99	72	95.00	95.00	61.88	90.00
6	GANGAVVA S. LAKKENAVAR	18S10851	C	34	19	113	74	85.00	95.00	70.63	92.50
			B	28	17	102	65	70.00	85.00	63.75	81.25
			Z	37	18	95	72	92.50	90.00	59.38	90.00
7	HANAMANTARAYA	18S10118	C	36	17	137	72	90.00	85.00	85.63	90.00
			B	32	17	140	63	80.00	85.00	87.50	78.75
			Z	36	19	122	74	90.00	95.00	76.25	92.50
8	HANAMESH NAYAK	18S10120	C	36	18	147	75	90.00	90.00	91.88	93.75
			B	36	18	146	70	90.00	90.00	91.25	87.50
			Z	37	20	148	78	92.50	100.00	92.50	97.50
9	INDIRA KAMATI	18S10125	C	36	17	135	68	90.00	85.00	84.38	85.00
			B	38	20	136	73	95.00	100.00	85.00	91.25
			Z	37	20	142	77	92.50	100.00	88.75	96.25
10	KEERTI JADHAV	18S10147	C	33	19	64	74	82.50	95.00	40.00	92.50
			B	28	18	97	69	70.00	90.00	60.63	86.25
			Z	38	16	86	66	95.00	80.00	53.75	82.50
11	MEHEK BASTWAD	18S10171	C	37	19	110	73	92.50	95.00	68.75	91.25
			B	36	19	122	73	90.00	95.00	76.25	91.25
			Z	39	20	112	79	97.50	100.00	70.00	98.75
12	MALLIKARJUN S. TOTAD	18S10179	C	35	18	109	74	87.50	90.00	68.13	92.50
			B	29	19	129	71	72.50	95.00	80.63	88.75
			Z	38	19	114	74	95.00	95.00	71.25	92.50
13	MANOHARA B.	18S10187	C	34	19	80	69	85.00	95.00	50.00	86.25
			B	29	17	112	65	72.50	85.00	70.00	81.25
			Z	34	16	107	65	85.00	80.00	66.88	81.25
			C	32	19	90	72	80.00	95.00	56.25	90.00

14	NAGARAJ S. WALIKAR	18S10204	B	29	17	86	65	72.50	85.00	53.75	81.25
			Z	35	19	100	76	87.50	95.00	62.50	95.00
15	NEHA SHURPALI	18S10216	C	36	19	77	78	90.00	95.00	48.13	97.50
			B	34	19	101	76	85.00	95.00	63.13	95.00
			Z	37	20	99	78	92.50	100.00	61.88	97.50
16	POOJA D. BHAJANTRI	18S10241	C	35	19	75	67	87.50	95.00	46.88	83.75
			B	32	18	83	67	80.00	90.00	51.88	83.75
			Z	40	15	69	62	100.00	75.00	43.13	77.50
17	POOJA MATHAD	18S10243	C	36	19	108	78	90.00	95.00	67.50	97.50
			B	37	20	125	79	92.50	100.00	78.13	98.75
			Z	39	19	127	75	97.50	95.00	79.38	93.75
18	POOJA N. PATIL	18S10244	C	38	19	136	59	95.00	95.00	85.00	73.75
			B	38	20	126	77	95.00	100.00	78.75	96.25
			Z	40	19	122	77	100.00	95.00	76.25	96.25

B.Sc. V Semester ELECTRONICS 2020-21											
Sl. No.	NAME OF THE STUDENTS	REG. NO.	CO	MARKS OBTAINED				PERCENTAGE			
				IA (TH)	IA (PR)	SEM END (TH)	SEM END (PR)	IA (TH)	IA (PR)	SEM END (TH)	SEM END (PR)
1	AISHWARYA NEERALAGU	18S10009	M	59	—	172		92.50		71.67	
			P	30	20	118	73	75.00	100.00	73.75	91.25
			E	37	20	106	79	92.50	100.00	66.25	98.75
2	GANESH VERNEKAR	18S10106	M	55	—	147		91.67		61.25	
			P	20	18	82	74	50.00	90.00	51.25	92.50
			E	34	18	80	71	85.00	90.00	50.00	88.75
3	MAHADEVI NAIK	18S10168	M	59	—	132		98.33		55.00	
			P	26	20	92	74	65.00	100.00	57.50	92.50
			E	33	20	92	72	82.50	100.00	57.50	90.00
4	NINGESH PUJAR	18S10219	M	53	—	162		88.33		67.50	
			P	16	18	103	68	40.00	90.00	64.38	85.00
			E	29	16	73	66	72.50	80.00	45.63	82.50
5	PREMA GONDI	18S10259	M	57	—	193		95.00		80.42	
			P	27	18	118	72	67.50	90.00	73.75	90.00
			E	32	19	83	70	80.00	95.00	51.88	87.50
6	ROHINI KUSAGAL	18S10285	M	59	—	206		98.33		85.83	
			P	37	20	143	72	92.50	100.00	89.38	90.00
			E	40	20	120	77	100.00	100.00	75.00	96.25
7	SUVASHINI PATIL	18S10385	M	55	—	154		91.67		64.17	
			P	30	20	116	74	75.00	100.00	72.50	92.50
			E	36	20	110	73	90.00	100.00	68.75	91.25
8	V HARISH	18S10395	M	59	—	149		98.33		62.08	
			P	21	19	64	64	52.50	95.00	40.00	80.00
			E	30	19	75	72	75.00	95.00	46.88	90.00
9	VITTAL KOUJALAGI PALLAVI HEGADE	18S10429	M	23	—	172		38.33		71.67	
			P	19	18	76	62	47.50	90.00	47.50	77.50
			E	24	16	64	60	60.00	80.00	40.00	75.00

B.Sc. VI Semester ELECTRONICS 2020-21											
Sl. No.	NAME OF THE STUDENTS	REG. NO.	CO	MARKS OBTAINED				PERCENTAGE			
				IA (TH)	IA (PR)	SEM END (TH)	SEM END (PR)	IA (TH)	IA (PR)	SEM END (TH)	SEM END (PR)
1	AISHWARYA NEERALAGU	18S10009	M	58	—	143		96.67		59.58	
			P	38	20	133	79	63.33	100.00	83.13	98.75
			E	36	20	124	79	60.00	100.00	77.50	98.75
2	GANESH VERNEKAR	18S10106	M	56	—	100		93.33		41.67	0.00
			P	37	20	107	76	61.67	100.00	66.88	95.00
			E	37	20	126	76	61.67	100.00	78.75	95.00
3	MAHADEV NAIK	18S10168	M	58	—	114		96.67		47.50	0.00
			P	37	20	107	76	61.67	100.00	66.88	95.00
			E	37	20	98	72	61.67	100.00	61.25	90.00
4	NINGESH PUJAR	18S10219	M	57	—	159		95.00		66.25	0.00
			P	32	20	114	75	53.33	100.00	71.25	93.75
			E	32	20	99	71	53.33	100.00	61.88	88.75
5	PREMA GONDI	18S10259	M	58	—	146		96.67		60.83	0.00
			P	36	20	136	76	60.00	100.00	85.00	95.00
			E	34	20	110	77	56.67	100.00	68.75	96.25
6	ROHINI KUSAGAL	18S10285	M	58	—	158		96.67		65.83	0.00
			P	38	20	146	80	63.33	100.00	91.25	100.00
			E	39	20	144	79	65.00	100.00	90.00	98.75
7	SUVASHINI PATIL	18S10385	M	58	—	132		96.67		55.00	0.00
			P	38	20	128	76	63.33	100.00	80.00	95.00
			E	37	20	122	72	61.67	100.00	76.25	90.00
8	V HARISH	18S10395	M	57	—	129		95.00		53.75	0.00
			P	34	20	103	69	56.67	100.00	64.38	86.25
			E	35	20	91	74	58.33	100.00	56.88	92.50
9	VITTAL KOUJALAGI PALLAVI HEGADE	18S10429	M	59	—	107		98.33		44.58	0.00
			P	35	20	87	74	58.33	100.00	54.38	92.50
			E	28	20	82	65	46.67	100.00	51.25	81.25
10	PALLAVI HEGADE	18S10229	M	58	—	97		96.67		40.42	0.00
			P	35	20	89	76	58.33	100.00	55.63	95.00
			E	28	20	64	71	46.67	100.00	40.00	88.75

B.Sc. V Semester FORENSIC SCIENCE 2020-21											
Sl. No.	NAME OF THE STUDENTS	REG. NO.	CO	MARKS OBTAINED				PERCENTAGE			
				IA (TH)	IA (PR)	SEM END (TH)	SEM END (PR)	IA (TH)	IA (PR)	SEM END (TH)	SEM END (PR)
1	AKSHAY K	18S10024	CR	30	16	114	62	75.00	80.00	71.25	77.50
			GEOG	34	10	144	73	85.00	50.00	90.00	91.25
			ANT	35	17	132	67	87.50	85.00	82.50	83.75
2	ARUN KUMAR KAMATE	18S10047	CR	20	10	114	64	50.00	50.00	71.25	80.00
			M	50	—	138	—	83.33	—	57.50	—
			PHY	13	15	68	70	32.50	75.00	42.50	87.50
3	ASHA SHIROL	18S10049	CR	36	18	141	75	90.00	90.00	88.13	93.75
			M	59	—	175	—	98.33	—	72.92	—
			CS	39	19	147	80	97.50	95.00	91.88	100.00
4	ASHWINI GINARALI	18S10053	CR	36	18	141	75	90.00	90.00	88.13	93.75
			M	59	—	187	—	98.33	—	77.92	—
			PHY	29	18	102	75	72.50	90.00	63.75	93.75
5	BASAVARJ KANAKGIRI	18S10066	CR	31	17	126	68	77.50	85.00	78.75	85.00
			CHE	26	19	80	73	65.00	95.00	50.00	91.25
			Z	32	18	104	72	80.00	90.00	65.00	90.00
6	BASAVARAJ PARAPPANAVAR	18S10067	CR	36	18	122	65	90.00	90.00	76.25	81.25
			M	55	—	182	—	91.67	—	75.83	—
			PHY	24	18	95	76	60.00	90.00	59.38	95.00
7	DARSHAN ARAKERI	18S10092	CR	35	18	128	67	87.50	90.00	80.00	83.75
			Z	31	16	117	74	77.50	80.00	73.13	92.50
			ANT	36	20	123	76	90.00	100.00	76.88	95.00
8	DEVIDIPTI ATTINTI	18S10097	CR	37	18	122	66	92.50	90.00	76.25	82.50
			CHE	36	20	127	78	90.00	100.00	79.38	97.50
			Z	40	20	125	75	100.00	100.00	78.13	93.75
9	FERNADIS SELESTIN	18S10103	CR	39	20	150	76	97.50	100.00	93.75	95.00
			CHE	36	20	123	80	90.00	100.00	76.88	100.00
			Z	39	20	139	80	97.50	100.00	86.88	100.00
10	GURAPPAYAYA HIRMATH	18S10115	CR	31	11	120	66	77.50	55.00	75.00	82.50
			Z	32	18	106	75	80.00	90.00	66.25	93.75
			AN	36	19	126	75	90.00	95.00	78.75	93.75

B.Sc. VI Semester FORENSIC SCIENCE 2020-21											
Sl. No.	NAME OF THE STUDENTS	REG. NO.	CO	MARKS OBTAINED				PERCENTAGE			
				IA (TH)	IA (PR)	SEM END (TH)	SEM END (PR)	IA (TH)	IA (PR)	SEM END (TH)	SEM END (PR)
1	AKSHAY K	18S10024	CR	35	18	119	70	87.50	90.00	74.38	87.50
			GEOG	34	18	143	67	85.00	90.00	89.38	83.75
			ANT	29	15	138	67	72.50	75.00	86.25	83.75
2	ARUN KUMAR KAMATE	18S10047	CR	26	16	118	69	65.00	80.00	73.75	86.25
			M	56	—	112	—	93.33	—	46.67	—
			PHY	27	20	91	60	67.50	100.00	56.88	75.00
3	ASHA SHIROL	18S10049	CR	38	20	139	74	95.00	100.00	86.88	92.50
			M	58	—	124	—	96.67	—	51.67	—
			CS	40	20	108	80	100.00	100.00	67.50	100.00
4	ASHWINI GINARALI	18S10053	CR	40	20	139	75	100.00	100.00	86.88	93.75
			M	59	—	167	—	98.33	—	69.58	—
			PHY	36	20	82	75	90.00	100.00	51.25	93.75
5	BASAVARJ KANAKGIRI	18S10066	CR	35	19	121	58	87.50	95.00	75.63	72.50
			CHE	31	19	93	76	77.50	95.00	58.13	95.00
			Z	38	16	105	64	95.00	80.00	65.63	80.00
6	BASAVARAJ PARAPPANAVAR	18S10067	CR	34	18	120	69	85.00	90.00	75.00	86.25
			M	57	—	139	—	95.00	—	57.92	—
			PHY	30	20	79	74	75.00	100.00	49.38	92.50
7	DARSHAN ARAKERI	18S10092	CR	37	20	121	72	92.50	100.00	75.63	90.00
			Z	36	17	127	69	90.00	85.00	79.38	86.25
			ANT	35	16	141	73	87.50	80.00	88.13	91.25
8	DEVIDIPTI ATTINTI	18S10097	CR	39	20	122	68	97.50	100.00	76.25	85.00
			CHE	37	19	129	78	92.50	95.00	80.63	97.50
			Z	39	20	128	79	97.50	100.00	80.00	98.75
9	FERNADIS SELESTIN	18S10103	CR	40	20	147	76	100.00	100.00	91.88	95.00
			CHE	38	19	147	57	95.00	95.00	91.88	71.25
			Z	40	20	152	80	100.00	100.00	95.00	100.00
10	GURAPPAYAYA HIRMATH	18S10115	CR	37	17	112	70	92.50	85.00	70.00	87.50
			Z	36	17	126	68	90.00	85.00	78.75	85.00
			AN	31	20	144	76	77.50	100.00	90.00	95.00

B.Sc. V Semester GENETICS 2020-21											
Sl. No.	NAME OF THE STUDENTS	REG. NO.	CO	MARKS OBTAINED				PERCENTAGE			
				IA (TH)	IA (PR)	SEM END (TH)	SEM END (PR)	IA (TH)	IA (PR)	SEM END (TH)	SEM END (PR)
1	AISHWARYA V M	18S10011	GEN	22	15	114	55	55.00	75.00	71.25	68.75
			CHEM	27	17	100	72	67.50	85.00	62.50	90.00
			BOT	26	16	93	52	65.00	80.00	58.13	65.00
2	AKSHATA MUTTANAVAR	18S10018	GEN	35	20	129	80	87.50	100.00	80.63	100.00
			CHEM	36	20	79	78	90.00	100.00	49.38	97.50
			BOT	36	20	137	76	90.00	100.00	85.63	95.00
3	ASHWINI S DODDAMANI	18S10054	GEN	33	16	119	72	82.50	80.00	74.38	90.00
			CHEM	34	19	93	74	85.00	95.00	58.13	92.50
			Z	36	20	96	76	90.00	100.00	60.00	95.00
4	BUSHRA S KITTUR	18S10075	GEN	34	17	120	69	85.00	85.00	75.00	86.25
			CHEM	30	17	104	76	75.00	85.00	65.00	95.00
			Z	34	20	102	75	85.00	100.00	63.75	93.75
5	CHETANKUMAR BADIGER	18S10089	GEN	36	19	134	75	90.00	95.00	83.75	93.75
			CHEM	36	20	106	77	90.00	100.00	66.25	96.25
			BOT	32	19	134	74	80.00	95.00	83.75	92.50
6	DIVYA KULKARNI	18S10098	GEN	28	16	95	65	70.00	80.00	59.38	81.25
			CHEM	32	19	92	76	80.00	95.00	57.50	95.00
			Z	33	20	88	74	82.50	100.00	55.00	92.50
7	GAGULA KASTURI	18S10105	GEN	32	16	132	75	80.00	80.00	82.50	93.75
			CHEM	37	19	122	79	92.50	95.00	76.25	98.75
			Z	38	20	124	77	95.00	100.00	77.50	96.25
8	GEETA S SINDOGI	18S10113	GEN	36	20	137	76	90.00	100.00	85.63	95.00
			CHEM	37	20	123	77	92.50	100.00	76.88	96.25
			Z	36	20	137	77	90.00	100.00	85.63	96.25
9	GURPRAKASH REDDI	18S10116	GEN	37	19	135	75	92.50	95.00	84.38	93.75
			CHEM	37	19	122	78	92.50	95.00	76.25	97.50
			Z	39	20	115	80	97.50	100.00	71.88	100.00
10	LAKSHMI	18S10156	GEN	30	17	114	70	75.00	85.00	71.25	87.50
			CHEM	31	18	109	75	77.50	90.00	68.13	93.75
			BOT	29	20	97	74	72.50	100.00	60.63	92.50

B.Sc. VI Semester GENETICS 2020-21											
Sl. No.	NAME OF THE STUDENTS	REG. NO.	CO	MARKS OBTAINED				PERCENTAGE			
				IA (TH)	IA (PR)	SEM END (TH)	SEM END (PR)	IA (TH)	IA (PR)	SEM END (TH)	SEM END (PR)
1	AISHWARYA V M	18S10011	GEN	29	17	126	69	72.50	85.00	78.75	86.25
			CHEM	32	17	75	65	80.00	85.00	46.88	81.25
			BOT	25	19	105	73	62.50	95.00	65.63	91.25
2	AKSHATA MUTTANAVAR	18S10018	GEN	33	17	134	68	82.50	85.00	83.75	85.00
			CHEM	35	20	118	73	87.50	100.00	73.75	91.25
			BOT	34	20	126	79	85.00	100.00	78.75	98.75
3	ASHWINI S DODDAMANI	18S10054	GEN	31	17	124	64	77.50	85.00	77.50	80.00
			CHEM	34	19	99	76	85.00	95.00	61.88	95.00
			Z	38	19	96	74	95.00	95.00	60.00	92.50
4	BUSHRA S KITTUR	18S10075	GEN	33	18	126	71	82.50	90.00	78.75	88.75
			CHEM	33	20	114	78	82.50	100.00	71.25	97.50
			Z	38	19	96	72	95.00	95.00	60.00	90.00
5	CHETANKUMAR BADIGER	18S10089	GEN	36	19	133	75	90.00	95.00	83.13	93.75
			CHEM	34	20	112	70	85.00	100.00	70.00	87.50
			BOT	32	19	125	75	80.00	95.00	78.13	93.75
6	DIVYA KULKARNI	18S10098	GEN	31	17	92	65	77.50	85.00	57.50	81.25
			CHEM	37	18	105	74	92.50	90.00	65.63	92.50
			Z	34	20	100	75	85.00	100.00	62.50	93.75
7	GAGULA KASTURI	18S10105	GEN	36	20	132	78	90.00	100.00	82.50	97.50
			CHEM	38	20	143	77	95.00	100.00	89.38	96.25
			Z	38	19	144	74	95.00	95.00	90.00	92.50
8	GEETA S SINDOGI	18S10113	GEN	38	19	139	476	95.00	95.00	86.88	595.00
			CHEM	35	19	127	80	87.50	95.00	79.38	100.00
			Z	38	19	139	75	95.00	95.00	86.88	93.75
9	GURUPRAKASH REDDI	18S10116	GEN	37	20	135	76	92.50	100.00	84.38	95.00
			CHEM	36	20	145	80	90.00	100.00	90.63	100.00
			Z	37	20	148	79	92.50	100.00	92.50	98.75
10	LAKSHMI	18S10156	GEN	29	16	118	65	72.50	80.00	73.75	81.25
			CHEM	30	20	95	73	75.00	100.00	59.38	91.25
			BOT	29	19	127	73	72.50	95.00	79.38	91.25

B.Sc. V Semester GEOGRAPHY & GEOLOGY 2020-21											
Sl. No.	NAME OF THE STUDENTS	REG. NO.	CO	MARKS OBTAINED				PERCENTAGE			
				IA (TH)	IA (PR)	SEM END (TH)	SEM END (PR)	IA (TH)	IA (PR)	SEM END (TH)	SEM END (PR)
1	AKSHATA CHAVAN	18S10016	GEOG	38	20	147	76	95.00	100.00	91.88	95.00
			GEL	29	16	120	54	72.50	80.00	75.00	67.50
			BOT	28	16	114	67	70.00	80.00	71.25	83.75
2	CHANDU S. JAPALI	18S10084	GEOG	34	18	137	71	85.00	90.00	85.63	88.75
			GEL	28	18	117	71	70.00	90.00	73.13	88.75
			ANTH	36	17	124	65	90.00	85.00	77.50	81.25
3	CHETAN KARABARI	18S10087	GEOG	38	18	127	72	95.00	90.00	79.38	90.00
			GEL	23	14	106	47	57.50	70.00	66.25	58.75
			ANTH	36	17	87	66	90.00	85.00	54.38	82.50
4	ISHWAR D. CHAVAN	18S10126	GEOG	38	20	137	61	95.00	100.00	85.63	76.25
			GEL	23	16	110	51	57.50	80.00	68.75	63.75
			ANTH	35	19	116	62	87.50	95.00	72.50	77.50
5	KALPANA GUDIGOPPA	18S10136	GEOG	38	19	145	68	95.00	95.00	90.63	85.00
			GEL	24	15	110	49	60.00	75.00	68.75	61.25
			BOT	21	15	80	63	52.50	75.00	50.00	78.75
6	MALLIKA KENGAL	18S10178	GEOG	38	20	125	70	95.00	100.00	78.13	87.50
			GEL	28	17	120	58	70.00	85.00	75.00	72.50
			BOT	27	17	90	64	67.50	85.00	56.25	80.00
7	MANJUNATH DANIGOND	18S10184	GEOG	34	20	129	76	85.00	100.00	80.63	95.00
			GEL	31	19	140	65	77.50	95.00	87.50	81.25
			CHEM	34	19	108	72	85.00	95.00	67.50	90.00
8	PRAKASH NARAYANPUR	18S10248	GEOG	34	19	117	73	85.00	95.00	73.13	91.25
			GEL	24	15	106	51	60.00	75.00	66.25	63.75
			ANTH	36	18	81	62	90.00	90.00	50.63	77.50
9	PRIYANKA MADAR	18S10264	GEOG	38	20	116	76	95.00	100.00	72.50	95.00
			GEL	25	16	117	62	62.50	80.00	73.13	77.50
			CHEM	27	17	90	70	67.50	85.00	56.25	87.50
10	SHIVA N. PATIL	18S10317	GEOG	36	20	119	74	90.00	100.00	74.38	92.50
			GEL	26	14	94	50	65.00	70.00	58.75	62.50
			ANTH	36	18	100	67	90.00	90.00	62.50	83.75

B.Sc. VI Semester GEOGRAPHY & GEOLOGY 2020-21											
Sl. No.	NAME OF THE STUDENTS	REG. NO.	CO	MARKS OBTAINED				PERCENTAGE			
				IA (TH)	IA (PR)	SEM END (TH)	SEM END (PR)	IA (TH)	IA (PR)	SEM END (TH)	SEM END (PR)
1	AKSHATA CHAVAN	18S10016	GEOG	37	20	151	69	92.50	100.00	94.38	86.25
			GEL	31	15	91	63	77.50	75.00	56.88	78.75
			BOT	31	16	114	62	77.50	80.00	71.25	77.50
2	CHANDU S. JAPALI	18S10084	GEOG	36	18	145	69	90.00	90.00	90.63	86.25
			GEL	29	15	93	64	72.50	75.00	58.13	80.00
			ANTH	35	15	105	63	87.50	75.00	65.63	78.75
3	CHETAN KARABARI	18S10087	GEOG	38	19	143	67	95.00	95.00	89.38	83.75
			GEL	23	16	102	51	57.50	80.00	63.75	63.75
			ANTH	30	15	70	63	75.00	75.00	43.75	78.75
4	ISHWAR D. CHAVAN	18S10126	GEOG	36	18	141	69	90.00	90.00	88.13	86.25
			GEL	25	15	82	67	62.50	75.00	51.25	83.75
			ANTH	33	15	145	67	82.50	75.00	90.63	83.75
5	KALPANA GUDIGOPPA	18S10136	GEOG	38	20	149	75	95.00	100.00	93.13	93.75
			GEL	27	15	90	56	67.50	75.00	56.25	70.00
			BOT	29	12	109	53	72.50	60.00	68.13	66.25
6	MALLIKA KENGAL	18S10178	GEOG	38	20	145	76	95.00	100.00	90.63	95.00
			GEL	28	16	96	60	70.00	80.00	60.00	75.00
			BOT	28	14	106	54	70.00	70.00	66.25	67.50
7	MANJUNATH DANIGOND	18S10184	GEOG	36	19	145	67	90.00	95.00	90.63	83.75
			GEL	26	16	113	58	65.00	80.00	70.63	72.50
			CHEM	37	17	98	66	92.50	85.00	61.25	82.50
8	PRAKASH NARAYANPUR	18S10248	GEOG	35	19	130	71	87.50	95.00	81.25	88.75
			GEL	24	16	82	50	60.00	80.00	51.25	62.50
			ANTH	30	19	139	68	75.00	95.00	86.88	85.00
9	PRIYANKA MADAR	18S10264	GEOG	37	20	130	73	92.50	100.00	81.25	91.25
			GEL	20	16	93	58	50.00	80.00	58.13	72.50
			CHEM	32	20	70	68	80.00	100.00	43.75	85.00
10	SHIVA N. PATIL	18S10317	GEOG	37	19	121	76	92.50	95.00	75.63	95.00
			GEL	22	15	84	53	55.00	75.00	52.50	66.25
			ANTH	34	15	129	70	85.00	75.00	80.63	87.50

B.Sc. V Semester INDUSTRIAL FISH & FISHERIES 2020-21											
Sl. No.	NAME OF THE STUDENTS	REG. NO.	CO	MARKS OBTAINED				PERCENTAGE			
				IA (TH)	IA (PR)	SEM END (TH)	SEM END (PR)	IA (TH)	IA (PR)	SEM END (TH)	SEM END (PR)
1	AKSHATA GUDAGUR	18S10043	CHE	35	20	74	75	87.50	100.00	46.25	93.75
			ZOO	38	17	93	61	95.00	85.00	58.13	76.25
			IFF	32	19	136	73	80.00	95.00	85.00	91.25
2	CHANDRUKUMAR DEVADURGA	18S10083	CHE	35	19	104	75	87.50	95.00	65.00	93.75
			ZOO	36	18	106	72	90.00	90.00	66.25	90.00
			IFF	36	20	152	78	90.00	100.00	95.00	97.50
3	JYOTHI	18S10130	CHE	34	16	134	76	85.00	80.00	83.75	95.00
			ZOO	37	19	112	74	92.50	95.00	70.00	92.50
			IFF	36	19	140	74	90.00	95.00	87.50	92.50
4	JYOTHI KALLAPPANMATH	18S10131	CHE	33	19	115	61	82.50	95.00	71.88	76.25
			ZOO	35	18	89	71	87.50	90.00	55.63	88.75
			IFF	33	19	123	72	82.50	95.00	76.88	90.00
5	LAKSHMI HUDDAR	18S10157	CHE	29	18	69	76	72.50	90.00	43.13	95.00
			BOT	23	16	91	64	57.50	80.00	56.88	80.00
			IFF	36	20	138	79	90.00	100.00	86.25	98.75
6	MUBASHIRA MULLA	18S10201	CHE	31	17	64	63	77.50	85.00	40.00	78.75
			ZOO	37	16	90	60	92.50	80.00	56.25	75.00
			IFF	33	19	126	75	82.50	95.00	78.75	93.75
7	PAMPAPATI KURI	18S10230	CHE	34	18	80	56	85.00	90.00	50.00	70.00
			ZOO	35	19	104	74	87.50	95.00	65.00	92.50
			IFF	35	18	128	71	87.50	90.00	80.00	88.75
8	PARVATHI KAMANAVALLI	18S10232	CHE	33	18	76	71	82.50	90.00	47.50	88.75
			ZOO	36	17	79	68	90.00	85.00	49.38	85.00
			IFF	31	17	114	69	77.50	85.00	71.25	86.25
9	PRAVEEN D VALMIKI	18S10256	CHE	34	17	96	65	85.00	85.00	60.00	81.25
			ZOO	37	17	98	68	92.50	85.00	61.25	85.00
			IFF	36	19	150	74	90.00	95.00	93.75	92.50
10	SUMA B HANSI	18S10370	CHE	33	17	83	69	82.50	85.00	51.88	86.25
			ZOO	35	17	87	68	87.50	85.00	54.38	85.00
			IFF	36	17	152	68	90.00	85.00	95.00	85.00

B.Sc. VI Semester INDUSTRIAL FISH & FISHERIES 2020-21											
Sl. No.	NAME OF THE STUDENTS	REG. NO.	CO	MARKS OBTAINED				PERCENTAGE			
				IA (TH)	IA (PR)	SEM (TH)	SEM (PR)	IA (TH)	IA (PR)	SEM (TH)	SEM (PR)
1	AKSHATA GUDAGUR	18S10043	CHE	28	18	64	70	70.00	90.00	40.00	87.50
			ZOO	28	20	84	73	70.00	100.00	52.50	91.25
			IFF	27	19	127	75	67.50	95.00	79.38	93.75
2	CHANDRUKUMAR DEVADURGA	18S10083	CHE	30	17	115	73	75.00	85.00	71.88	91.25
			ZOO	30	18	118	50	75.00	90.00	73.75	62.50
			IFF	30	20	143	33	75.00	100.00	89.38	41.25
3	JYOTHI	18S10130	CHE	36	18	97	76	90.00	90.00	60.63	95.00
			ZOO	35	19	105	74	87.50	95.00	65.63	92.50
			IFF	33	20	138	76	82.50	100.00	86.25	95.00
4	JYOTHI KALLAPPANMATH	18S10131	CHE	29	20	75	73	72.50	100.00	46.88	91.25
			ZOO	23	18	64	64	57.50	90.00	40.00	80.00
			IFF	26	17	134	70	65.00	85.00	83.75	87.50
5	LAKSHMI HUDDAR	18S10157	CHE	31	19	97	77	77.50	95.00	60.63	96.25
			BOT	26	15	87	65	65.00	75.00	54.38	81.25
			IFF	30	19	137	74	75.00	95.00	85.63	92.50
6	MUBASHIRA MULLA	18S10201	CHE	29	19	66	72	72.50	95.00	41.25	90.00
			ZOO	28	16	74	69	70.00	80.00	46.25	86.25
			IFF	31	19	110	71	77.50	95.00	68.75	88.75
7	PAMPAPATI KURI	18S10230	CHE	25	19	98	73	62.50	95.00	61.25	91.25
			ZOO	28	17	93	71	70.00	85.00	58.13	88.75
			IFF	29	20	124	69	72.50	100.00	77.50	86.25
8	PARVATHI KAMANAVALLI	18S10232	CHE	31	19	79	73	77.50	95.00	49.38	91.25
			ZOO	30	17	74	75	75.00	85.00	46.25	93.75
			IFF	28	19	125	71	70.00	95.00	78.13	88.75
9	PRAVEEN D VALMIKI	18S10256	CHE	26	15	84	72	65.00	75.00	52.50	90.00
			ZOO	29	18	108	70	72.50	90.00	67.50	87.50
			IFF	26	19	137	75	65.00	95.00	85.63	93.75
10	SUMA B HANSI	18S10370	CHE	35	19	98	74	87.50	95.00	61.25	92.50
			ZOO	35	18	110	73	87.50	90.00	68.75	91.25
			IFF	37	20	140	78	92.50	100.00	87.50	97.50

B.Sc. V Semester MICROBIOLOGY 2020-21											
SI. No.	NAME OF THE STUDENTS	REG. NO.	CO	MARKS OBTAINED				PERCENTAGE			
				IA (TH)	IA (PR)	SEM END (TH)	SEM END (PR)	IA (TH)	IA (PR)	SEM END (TH)	SEM END (PR)
1	AKSHATHA	18S10013	C	33	19	145	74	82.50	95.00	90.63	92.50
			Z	33	20	121	73	82.50	100.00	75.63	91.25
			MIC	31	20	115	73	77.50	100.00	71.88	91.25
2	AKSHATHA GOUDAR	18S10015	C	33	19	143	76	82.50	95.00	89.38	95.00
			B	35	17	132	77	87.50	85.00	82.50	96.25
			MIC	33	19	96	77	82.50	95.00	60.00	96.25
3	BHAVANI PEERANNAVAR	18S10073	C	37	20	153	79	92.50	100.00	95.63	98.75
			Z	36	19	131	78	90.00	95.00	81.88	97.50
			MIC	33	19	124	80	82.50	95.00	77.50	100.00
4	JAINABI PATEL	18S10127	C	35	19	141	74	87.50	95.00	88.13	92.50
			Z	35	20	122	74	87.50	100.00	76.25	92.50
			MIC	29	19	114	73	72.50	95.00	71.25	91.25
5	JHANVI SHIVNGI	18S10129	C	30	19	141	76	75.00	95.00	88.13	95.00
			B	33	19	120	64	82.50	95.00	75.00	80.00
			MIC	22	19	109	79	55.00	95.00	68.13	98.75
6	MAHALAXMI MALI	18S10169	C	37	19	149	76	92.50	95.00	93.13	95.00
			Z	37	17	125	75	92.50	85.00	78.13	93.75
			MIC	34	20	109	76	85.00	100.00	68.13	95.00
7	MANJUNATH P G	18S10186	C	31	16	144	73	77.50	80.00	90.00	91.25
			Z	28	17	98	71	70.00	85.00	61.25	88.75
			MIC	24	8	110	72	60.00	40.00	68.75	90.00
8	MANOJ BHAT	18S10189	C	39	20	155	80	97.50	100.00	96.88	100.00
			B	34	19	118	74	85.00	95.00	73.75	92.50
			MIC	37	19	136	78	92.50	95.00	85.00	97.50
9	MANOJ N	18S10190	C	25	18	124	72	62.50	90.00	77.50	90.00
			B	27	16	89	54	67.50	80.00	55.63	67.50
			MIC	25	18	108	71	62.50	90.00	67.50	88.75
10	MARILINGA	18S10192	C	26	17	126	72	65.00	85.00	78.75	90.00
			Z	27	18	85	73	67.50	90.00	53.13	91.25
			MIC	30	17	93	68	75.00	85.00	58.13	85.00

B.Sc. VI Semester MICROBIOLOGY 2020-21											
SI. No.	NAME OF THE STUDENTS	REG. NO.	CO	MARKS OBTAINED				PERCENTAGE			
				IA (TH)	IA (PR)	SEM END (TH)	SEM END (PR)	IA (TH)	IA (PR)	SEM END (TH)	SEM END (PR)
1	AKSHATHA	18S10013	C	37	18	133	74	92.50	90.00	83.13	92.50
			Z	39	19	116	76	97.50	95.00	72.50	95.00
			MIC	36	17	130	74	90.00	85.00	81.25	92.50
2	AKSHATHA GOUDAR	18S10015	C	36	20	140	77	90.00	100.00	87.50	96.25
			B	33	19	132	73	82.50	95.00	82.50	91.25
			MIC	36	17	141	75	90.00	85.00	88.13	93.75
3	BHAVANI PEERANNAVAR	18S10073	C	39	20	152	80	97.50	100.00	95.00	100.00
			Z	40	19	128	76	100.00	95.00	80.00	95.00
			MIC	37	19	136	71	92.50	95.00	85.00	88.75
4	JAINABI PATEL	18S10127	C	38	18	143	73	95.00	90.00	89.38	91.25
			Z	38	19	129	74	95.00	95.00	80.63	92.50
			MIC	37	19	133	77	92.50	95.00	83.13	96.25
5	JHANVI SHIVNGI	18S10129	C	38	20	117	78	95.00	100.00	73.13	97.50
			B	33	17	117	69	82.50	85.00	73.13	86.25
			MIC	36	17	130	72	90.00	85.00	81.25	90.00
6	MAHALAXMI MALI	18S10169	C	39	20	133	76	97.50	100.00	83.13	95.00
			Z	39	20	108	77	97.50	100.00	67.50	96.25
			MIC	32	19	123	75	80.00	95.00	76.88	93.75
7	MANJUNATH P G	18S10186	C	37	18	135	71	92.50	90.00	84.38	88.75
			Z	37	18	96	74	92.50	90.00	60.00	92.50
			MIC	31	19	88	67	77.50	95.00	55.00	83.75
8	MANOJ BHAT	18S10189	C	38	20	154	80	95.00	100.00	96.25	100.00
			B	37	18	128	72	92.50	90.00	80.00	90.00
			MIC	37	19	132	80	92.50	95.00	82.50	100.00
9	MANOJ N	18S10190	C	35	18	118	73	87.50	90.00	73.75	91.25
			B	30	16	95	61	75.00	80.00	59.38	76.25
			MIC	32	19	92	55	80.00	95.00	57.50	68.75
10	MARILINGA	18S10192	C	38	17	109	67	95.00	85.00	68.13	83.75
			Z	37	17	97	69	92.50	85.00	60.63	86.25
			MIC	35	19	92	73	87.50	95.00	57.50	91.25

B.Sc. V Semester BIOTECHNOLOGY 2020-21											
Sl. No.	NAME OF THE STUDENTS	REG. NO.	CO	MARKS OBTAINED				PERCENTAGE			
				IA (TH)	IA (PR)	SEM END (TH)	SEM END (PR)	IA (TH)	IA (PR)	SEM END (TH)	SEM END (PR)
1	ASHINI MUTTALGERI	18S10055	BT	33	17	113	76	82.50	85.00	70.63	95.00
			CHEM	30	17	93	75	75.00	85.00	58.13	93.75
			BOT	30	16	117	66	75.00	80.00	73.13	82.50
2	CHETAN PATIL	18S10088	BT	40	20	141	80	100.00	100.00	88.13	100.00
			CHEM	34	20	130	77	85.00	100.00	81.25	96.25
			BOT	33	20	137	68	82.50	100.00	85.63	85.00
3	LAXMI GORAVANKOLLA	18S10162	BT	38	19	129	80	95.00	95.00	80.63	100.00
			CHEM	34	19	89	76	85.00	95.00	55.63	95.00
			Z	34	17	102	74	85.00	85.00	63.75	92.50
4	MADHUSHREE GUNAKI	18S10167	BT	37	18	140	77	92.50	90.00	87.50	96.25
			CHEM	31	19	98	75	77.50	95.00	61.25	93.75
			Z	29	18	104	74	72.50	90.00	65.00	92.50
5	MAHESH WAGMORE	18S10175	BT	37	20	142	78	92.50	100.00	88.75	97.50
			CHEM	29	20	107	76	72.50	100.00	66.88	95.00
			Z	29	18	95	69	72.50	90.00	59.38	86.25
6	MANIKANTH KILLE KYATAR	18S10181	BT	38	19	136	78	95.00	95.00	85.00	97.50
			CHEM	28	20	104	76	70.00	100.00	65.00	95.00
			BOT	27	18	101	63	67.50	90.00	63.13	78.75
7	MEGHA CHAVAN	18S10197	BT	40	20	139	80	100.00	100.00	86.88	100.00
			CHEM	31	20	126	78	77.50	100.00	78.75	97.50
			BOT	32	19	114	73	80.00	95.00	71.25	91.25
8	SADHANA CHALKAR	18S10290	BT	37	18	135	75	92.50	90.00	84.38	93.75
			CHEM	28	19	97	74	70.00	95.00	60.63	92.50
			Z	29	18	93	72	72.50	90.00	58.13	90.00
9	SAPANA DODAMANI	18S10305	BT	37	20	144	79	92.50	100.00	90.00	98.75
			CHEM	29	19	107	78	72.50	95.00	66.88	97.50
			Z	33	17	82	75	82.50	85.00	51.25	93.75
10	SOUMYA GUJJAR	18S10356	BT	37	18	121	80	92.50	90.00	75.63	100.00
			CHEM	30	19	97	76	75.00	95.00	60.63	95.00
			BOT	30	19	100	66	75.00	95.00	62.50	82.50

B.Sc. VI Semester BIOTECHNOLOGY 2020-21											
Sl. No.	NAME OF THE STUDENTS	REG. NO.	CO	MARKS OBTAINED				PERCENTAGE			
				IA (TH)	IA (PR)	SEM END (TH)	SEM END (PR)	IA (TH)	IA (PR)	SEM END (TH)	SEM END (PR)
1	ASHWINI MUTTALGERI	18S10055	BT	40	20	99	80	100.00	100.00	61.88	100.00
			CHEM	36	20	64	71	90.00	100.00	40.00	88.75
			BOT	27	16	109	63	67.50	80.00	68.13	78.75
2	CHETAN PATIL	18S10088	BT	40	20	144	80	100.00	100.00	90.00	100.00
			CHEM	37	17	116	72	92.50	85.00	72.50	90.00
			BOT	36	18	142	72	90.00	90.00	88.75	90.00
3	LAXMI GORAVANKOLLA	18S10162	BT	40	20	136	80	100.00	100.00	85.00	100.00
			CHEM	34	19	115	76	85.00	95.00	71.88	95.00
			Z	38	19	119	73	95.00	95.00	74.38	91.25
4	MADHUSHREE GUNAKI	18S10167	BT	40	20	140	80	100.00	100.00	87.50	100.00
			CHEM	32	16	107	69	80.00	80.00	66.88	86.25
			Z	35	18	125	71	87.50	90.00	78.13	88.75
5	MAHESH WAGMORE	18S10175	BT	40	20	136	80	100.00	100.00	85.00	100.00
			CHEM	34	20	105	70	85.00	100.00	65.63	87.50
			Z	32	19	112	75	80.00	95.00	70.00	93.75
6	MANIKANTH KILLE KYATAR	18S10181	BT	40	20	147	80	100.00	100.00	91.88	100.00
			CHEM	32	18	119	75	80.00	90.00	74.38	93.75
			BOT	31	18	132	72	77.50	90.00	82.50	90.00
7	MEGHA CHAVAN	18S10197	BT	40	20	47	80	100.00	100.00	29.38	100.00
			CHEM	37	17	127	72	92.50	85.00	79.38	90.00
			BOT	35	19	137	73	87.50	95.00	85.63	91.25
8	SADHANA CHALKAR	18S10290	BT	40	20	142	80	100.00	100.00	88.75	100.00
			CHEM	34	18	107	78	85.00	90.00	66.88	97.50
			Z	30	18	117	73	75.00	90.00	73.13	91.25
9	SAPANA DODAMANI	18S10305	BT	40	20	33	80	100.00	100.00	20.63	100.00
			CHEM	32	18	88	71	80.00	90.00	55.00	88.75
			Z	31	19	120	75	77.50	95.00	75.00	93.75
10	SOUMYA GUJJAR	18S10356	BT	40	20	132	80	100.00	100.00	82.50	100.00
			CHEM	36	18	84	71	90.00	90.00	52.50	88.75
			BOT	32	18	123	71	80.00	90.00	76.88	88.75

B.Sc. V Semester Statistics 2020-21											
Sl. No.	NAME OF THE STUDENTS	REG. NO.	CO	MARKS OBTAINED				PERCENTAGE			
				IA (TH)	IA (PR)	SEM END (TH)	SEM END (PR)	IA (TH)	IA (PR)	SEM END (TH)	SEM END (PR)
1	MALLAPPA N. A.	18S10177	STA	35	14	96	74	87.50	70.00	60.00	92.50
			MAT	58		167		96.67	0.00	69.58	0.00
			PHY	21	18	93	66	52.50	90.00	58.13	82.50
2	AISHWARYA	18S10005	STA	33	14	124	77	82.50	70.00	77.50	96.25
			MAT	56		134		93.33	0.00	55.83	0.00
			PHY	25	16	72	72	62.50	80.00	45.00	90.00
3	AISHWARYA V. RAVAL	18S10010	STA	36	19	139	80	90.00	95.00	86.88	100.00
			MAT	58		188		96.67	0.00	78.33	0.00
			PHY	30	18	125	78	75.00	90.00	78.13	97.50
4	KAVYA S SHIVASAMPI	18S10145	STA	37	16	112	61	92.50	80.00	70.00	76.25
			MAT	56		136		93.33	0.00	56.67	0.00
			CS	40	20	118	80	100.00	100.00	73.75	100.00
5	AKSHATA HIREMATH	18S10020	STA	32	17	123	71	80.00	85.00	76.88	88.75
			MAT	59		148		98.33	0.00	61.67	0.00
			PHY	26	16	85	67	65.00	80.00	53.13	83.75
6	ANITA	18S10036	STA	36	18	115	76	90.00	90.00	71.88	95.00
			MAT	57		163		95.00	0.00	67.92	0.00
			CHE	35	19	72	73	87.50	95.00	45.00	91.25
7	ASHWINI BADIGER	18S10052	STA	40	18	145	76	100.00	90.00	90.63	95.00
			MAT	60		225		100.00	0.00	93.75	0.00
			PHY	23	18	117	73	57.50	90.00	73.13	91.25
8	FARZAN KARIKATTI	18S10102	STA	40	20	147	80	100.00	100.00	91.88	100.00
			MAT	60		232		100.00	0.00	96.67	0.00
			PHY	30	19	125	78	75.00	95.00	78.13	97.50
9	GAYITRI V. SHETTY	18S10111	STA	36	14	118	72	90.00	70.00	73.75	90.00
			MAT	59		194		98.33	0.00	80.83	0.00
			CS	40	20	142	80	100.00	100.00	88.75	100.00
10	JYOTI KAMATI	18S10132	STA	40	19	143	80	100.00	95.00	89.38	100.00
			MAT	59		203		98.33	0.00	84.58	0.00
			PHY	28	17	102	75	70.00	85.00	63.75	93.75

B.Sc. VI Semester Statistics 2020-21											
Sl. No.	NAME OF THE STUDENTS	REG. NO.	CO	MARKS OBTAINED				PERCENTAGE			
				IA (TH)	IA (PR)	SEM END (TH)	SEM END (PR)	IA (TH)	IA (PR)	SEM END (TH)	SEM END (PR)
1	MALLAPPA N. A.	18S10177	STA	37	16	107	48	92.50	80.00	66.88	60.00
			MAT	59		144		98.33	0.00	60.00	0.00
			PHY	34	20	99	74	85.00	100.00	61.88	92.50
2	AISHWARYA	18S10005	STA	36	19	112	70	90.00	95.00	70.00	87.50
			MAT	59		122		98.33	0.00	50.83	0.00
			PHY	36	20	79	74	90.00	100.00	49.38	92.50
3	AISHWARYA V. RAVAL	18S10010	STA	39	20	154	77	97.50	100.00	96.25	96.25
			MAT	60		161		100.00	0.00	67.08	0.00
			PHY	38	20	87	74	95.00	100.00	54.38	92.50
4	KAVYA S SHIVASAMPI	18S10145	STA	37	17	96	75	92.50	85.00	60.00	93.75
			MAT	57		113		95.00	0.00	47.08	0.00
			CS	40	18	91	79	100.00	90.00	56.88	98.75
5	AKSHATA HIREMATH	18S10020	STA	38	18	109	66	95.00	90.00	68.13	82.50
			MAT	59		145		98.33	0.00	60.42	0.00
			PHY	37	20	90	76	92.50	100.00	56.25	95.00
6	ANITA	18S10036	STA	36	19	102	76	90.00	95.00	63.75	95.00
			MAT	56		115		93.33	0.00	47.92	0.00
			CHE	36	20	66	75	90.00	100.00	41.25	93.75
7	ASHWINI BADIGER	18S10052	STA	39	20	144	77	97.50	100.00	90.00	96.25
			MAT	58		225		96.67	0.00	93.75	0.00
			PHY	35	20	98	72	87.50	100.00	61.25	90.00
8	FARZAN KARIKATTI	18S10102	STA	39	19	142	78	97.50	95.00	88.75	97.50
			MAT	58		236		96.67	0.00	98.33	0.00
			PHY	37	20	107	76	92.50	100.00	66.88	95.00
9	GAYITRI V. SHETTY	18S10111	STA	37	15	128	65	92.50	75.00	80.00	81.25
			MAT	59		155		98.33	0.00	64.58	0.00
			CS	40	19	101	77	100.00	95.00	63.13	96.25
10	JYOTI KAMATI	18S10132	STA	38	20	134	78	95.00	100.00	83.75	97.50
			MAT	56		197		93.33	0.00	82.08	0.00
			PHY	36	20	102	74	90.00	100.00	63.75	92.50

Sl. No.	NAME OF THE STUDENTS	REG. NO.	CO	IA (TH)	IA (PR)	SEM END (TH)	SEM END (PR)	IA (TH)	IA (PR)	SEM END (TH)	SEM END (PR)
1	AKSHATA DINDOOR	18S10017	M	58	0	127	0	96.67	0.00	52.92	0.00
			P	34	20	107	75	85.00	100.00	66.88	93.75
			C	32	20	122	78	80.00	100.00	76.25	97.50
2	ANISHA R MANGOLI	18S10035	M	57	0	163	0	95.00	0.00	67.92	0.00
			P	36	20	93	75	90.00	100.00	58.13	93.75
			C	32	20	94	75	80.00	100.00	58.75	93.75
3	ANJALI HADAPAD	18S10037	M	58	0	141	0	96.67	0.00	58.75	0.00
			P	34	20	110	74	85.00	100.00	68.75	92.50
			C	36	20	90	76	90.00	100.00	56.25	95.00
4	ARAFATBEGUM M.H.	18S10042	M	57	0	163	0	95.00	0.00	67.92	0.00
			P	36	20	94	75	90.00	100.00	58.75	93.75
			C	29	20	97	77	72.50	100.00	60.63	96.25
5	ARUNKUMAR MUTTAGI	18S10048	M	57	0	137	0	95.00	0.00	57.08	0.00
			P	31	20	86	76	77.50	100.00	53.75	95.00
			C	32	20	82	76	80.00	100.00	51.25	95.00
6	ASHWINI BARKER	18S10051	M	60	0	166	0	100.00	0.00	69.17	0.00
			P	34	20	79	74	85.00	100.00	49.38	92.50
			C	35	20	93	79	87.50	100.00	58.13	98.75
7	ASHWINI M MELLIKERI	18S10056	M	58	0	228	0	96.67	0.00	95.00	0.00
			P	35	20	119	77	87.50	100.00	74.38	96.25
			C	35	20	107	77	87.50	100.00	66.88	96.25
8	BHARGAVI N. HEGDE	18S10071	M	60	0	211	0	100.00	0.00	87.92	0.00
			P	35	20	102	75	87.50	100.00	63.75	93.75
			C	37	20	145	78	92.50	100.00	90.63	97.50
9	C.V. NANDITA	18S10076	M	57	0	218	0	95.00	0.00	90.83	0.00
			P	36	20	113	77	90.00	100.00	70.63	96.25
			C	38	20	140	75	95.00	100.00	87.50	93.75
10	CHAITRA OLEKAR	18S10079	M	59	0	228	0	98.33	0.00	95.00	0.00
			P	34	20	100	73	85.00	100.00	62.50	91.25
			C	36	20	118	79	90.00	100.00	73.75	98.75
11	CHAYA KADAM	18S10090	M	60	0	193	0	100.00	0.00	80.42	0.00
			P	37	20	106	73	92.50	100.00	66.25	91.25

12	FAHMEEDABANU S.	18S10100	C	35	20	136	79	87.50	100.00	85.00	98.75
			M	56	0	185	0	93.33	0.00	77.08	0.00
			P	34	20	72	75	85.00	100.00	45.00	93.75
13	FARHAFNAZ M.	18S10101	C	31	20	77	74	77.50	100.00	48.13	92.50
			M	56	0	192	0	93.33	0.00	80.00	0.00
			P	36	20	100	55	90.00	100.00	62.50	68.75
14	JYOTI KANNUR	18S10133	C	30	20	114	78	75.00	100.00	71.25	97.50
			M	58	0	166	0	96.67	0.00	69.17	0.00
			P	33	20	102	58	82.50	100.00	63.75	72.50
15	JYOTI VARADANI	18S10134	C	34	20	130	76	85.00	100.00	81.25	95.00
			M	56	0	225	0	93.33	0.00	93.75	0.00
			P	35	20	132	74	87.50	100.00	82.50	92.50
16	KASHAPPA APPANNA	18S10139	C	34	20	133	76	85.00	100.00	83.13	95.00
			M	57	0	124	0	95.00	0.00	51.67	0.00
			P	36	20	116	74	90.00	100.00	72.50	92.50
17	KAVITA BILEKUDARI	18S10141	C	33	20	127	78	82.50	100.00	79.38	97.50
			M	58	0	154	0	96.67	0.00	64.17	0.00
			P	35	20	109	71	87.50	100.00	68.13	88.75
18	KENCHAPPA BIDARAKOPPA	18S10147	C	35	20	119	76	87.50	100.00	74.38	95.00
			M	59	0	189	0	98.33	0.00	78.75	0.00
			P	35	20	99	76	87.50	100.00	61.88	95.00
19	LAXMI B.P.	18S10159	C	34	20	127	79	85.00	100.00	79.38	98.75
			M	56	0	132	0	93.33	0.00	55.00	0.00
			P	34	20	100	74	85.00	100.00	62.50	92.50
20	LAXMI L. MESTRI	18S10161	C	34	20	100	79	85.00	100.00	62.50	98.75

B.Sc. V Semester CBZ 2021-22											
Sl. No.	NAME OF THE STUDENTS	REG. NO.	CO	MARKS OBTAINED				PERCENTAGE			
				IA (TH)	IA (PR)	SEM END (TH)	SEM END (PR)	IA (TH)	IA (PR)	SEM END (TH)	SEM END (PR)
1	AFRIN	19S10010	C	8	19	96	74	20.00	95.00	60.00	92.50
			B	27	17	127	65	67.50	85.00	79.38	81.25
			Z	37	19	131	79	92.50	95.00	81.88	98.75
2	AISHWARYA B.	19S10014	C	30	20	111	75	75.00	100.00	69.38	93.75
			B	29	18	123	63	72.50	90.00	76.88	78.75
			Z	37	19	137	74	92.50	95.00	85.63	92.50
3	AKSHAYA HOSPETI	19S10024	C	33	19	148	79	82.50	95.00	92.50	98.75
			B	34	18	140	74	85.00	90.00	87.50	92.50
			Z	37	18	144	77	92.50	90.00	90.00	96.25
4	BHIMAVVA DOTIKAL	19S10069	C	31	20	70	68	77.50	100.00	43.75	85.00
			B	35	19	106	74	87.50	95.00	66.25	92.50
			Z	37	18	105	75	92.50	90.00	65.63	93.75
5	HULIRAJA M.	19S10125	C	28	20	126	64	70.00	100.00	78.75	80.00
			B	33	19	118	76	82.50	95.00	73.75	95.00
			Z	36	18	120	78	90.00	90.00	75.00	97.50
6	KOUSTUBH V. KARI	19S10149	C	30	20	76	61	75.00	100.00	47.50	76.25
			B	33	19	131	63	82.50	95.00	81.88	78.75
			Z	37	19	115	78	92.50	95.00	71.88	97.50
7	MAHEEN H. TARIHAL	19S10164	C	31	20	90	76	77.50	100.00	56.25	95.00
			B	31	20	127	63	77.50	100.00	79.38	78.75
			Z	36	19	122	74	90.00	95.00	76.25	92.50
8	MAHESH HOOWINHADAGAU	19S10169	C	30	20	109	74	75.00	100.00	68.13	92.50
			B	30	19	113	68	75.00	95.00	70.63	85.00
9	MANJULA ENAGI	19S10176	Z	33	17	96	75	82.50	85.00	60.00	93.75
			C	35	20	130	78	87.50	100.00	81.25	97.50
10	MEGHA PATIL	19S10184	B	35	20	131	74	87.50	100.00	81.88	92.50
			Z	38	19	128	79	95.00	95.00	80.00	98.75
			C	36	17	140	79	90.00	85.00	87.50	98.75
11	NAGARAJ K. KORI	19S10195	B	29	20	153	78	72.50	100.00	95.63	97.50
			Z	40	19	142	80	100.00	95.00	88.75	100.00
			C	26	17	109	69	65.00	85.00	68.13	86.25
12	NIRANJAN MURARI	19S10215	B	29	16	99	65	72.50	80.00	61.88	81.25
			Z	34	16	98	73	85.00	80.00	61.25	91.25
			C	29	17	101	56	72.50	85.00	63.13	70.00
13	PALLAVI BEDASUR	19S10222	B	30	16	107	58	75.00	80.00	66.88	72.50
			Z	33	16	106	72	82.50	80.00	66.25	90.00
			C	30	20	125	75	75.00	100.00	78.13	93.75
14	PAVITRA B. RANGANAVAR	19S10227	B	30	19	113	69	75.00	95.00	70.63	86.25
			Z	36	16	94	76	90.00	80.00	58.75	95.00
			C	35	20	119	78	87.50	100.00	74.38	97.50
15	PAVITRA Y PUJERI	19S10229	B	31	19	135	74	77.50	95.00	84.38	92.50
			Z	37	18	127	75	92.50	90.00	79.38	93.75
			C	32	20	112	77	80.00	100.00	70.00	96.25
16	POOJA SANADI	19S10233	B	28	19	117	57	70.00	95.00	73.13	71.25
			Z	35	17	108	74	87.50	85.00	67.50	92.50
			C	39	20	140	75	97.50	100.00	87.50	93.75
			B	36	17	138	72	90.00	85.00	86.25	90.00
			Z	39	18	138	75	97.50	90.00	86.25	93.75

17	POORNIMA NARASAPPANAVAR	19S10234	C	35	20	114	79	87.50	100.00	71.25	98.75
			B	38	19	138	77	95.00	95.00	86.25	96.25
			Z	38	18	133	79	95.00	90.00	83.13	98.75
18	PRAJNA KUMTA	19S10243	C	34	19	92	72	85.00	95.00	57.50	90.00
			B	38	18	148	72	95.00	90.00	92.50	90.00
			Z	39	18	131	78	97.50	90.00	81.88	97.50
19	PRATEEKSHA HONNAPPANAVAR	19S10249	C	37	20	102	78	92.50	100.00	63.75	97.50
			B	35	18	131	76	87.50	90.00	81.88	95.00
			Z	39	19	122	79	97.50	95.00	76.25	98.75
20	RAGHAVENDRA A. MOKASHI	19S10261	C	32	19	122	75	80.00	95.00	76.25	93.75
			B	33	19	126	71	82.50	95.00	78.75	88.75
			Z	38	17	133	77	95.00	85.00	83.13	96.25

B.Sc. VI Semester CBZ 2021-22

Sl. No.	NAME OF THE STUDENTS	REG. NO.	CO	MARKS OBTAINED				PERCENTAGE			
				IA (TH)	IA (PR)	SEM END (TH)	SEM END (PR)	IA (TH)	IA (PR)	SEM END (TH)	SEM END (PR)
1	AFRIN	19S10010	C	37	20	138	59	92.50	100.00	86.25	73.75
			B	32	20	127	68	80.00	100.00	79.38	85.00
			Z	39	16	117	73	97.50	80.00	73.13	91.25
2	AISHWARYA B.	19S10014	C	34	20	144	61	85.00	100.00	90.00	76.25
			B	32	19	128	63	80.00	95.00	80.00	78.75
			Z	39	17	115	71	97.50	85.00	71.88	88.75
3	AKSHAYA HOSPETI	19S10024	C	39	19	145	76	97.50	95.00	90.63	95.00
			B	34	19	135	67	85.00	95.00	84.38	83.75
			Z	38	17	135	76	95.00	85.00	84.38	95.00
4	BHIMAVVA DOTIKAL	19S10069	C	37	10	133	77	92.50	50.00	83.13	96.25
			B	32	19	110	65	80.00	95.00	68.75	81.25
			Z	36	19	104	70	90.00	95.00	65.00	87.50
5	HULIRAJA M.	19S10125	C	37	20	133	72	92.50	100.00	83.13	90.00
			B	38	18	130	68	95.00	90.00	81.25	85.00

6	KOUSTUBH V. KARI	19S10149	Z	32	17	117	71	80.00	85.00	73.13	88.75
			C	35	17	104	69	87.50	85.00	65.00	86.25
			B	33	19	132	62	82.50	95.00	82.50	77.50
7	MAHEEN H. TARIHAL	19S10164	Z	38	19	134	77	95.00	95.00	83.75	96.25
			C	37	20	97	71	92.50	100.00	60.63	88.75
			B	37	19	133	68	92.50	95.00	83.13	85.00
8	MAHESH HOOWINHADAGALI	19S10169	Z	39	19	117	70	97.50	95.00	73.13	87.50
			C	34	19	119	70	85.00	95.00	74.38	87.50
			B	30	18	128	63	75.00	90.00	80.00	78.75
9	MANJULA ENAGI	19S10176	Z	32	16	126	70	80.00	80.00	78.75	87.50
			C	39	20	146	76	97.50	100.00	91.25	95.00
			B	35	19	145	70	87.50	95.00	90.63	87.50
10	MEGHA PATIL	19S10184	Z	40	19	150	74	100.00	95.00	93.75	92.50
			C	40	20	142	77	100.00	100.00	88.75	96.25
			B	38	19	145	73	95.00	95.00	90.63	91.25
11	NAGARAJ K. KORI	19S10195	Z	40	18	154	72	100.00	90.00	96.25	90.00
			C	33	16	69	58	82.50	80.00	43.13	72.50
			B	30	18	117	61	75.00	90.00	73.13	76.25
12	NIRANJAN MURARI	19S10215	Z	40	16	134	71	100.00	80.00	83.75	88.75
			C	33	19	92	75	82.50	95.00	57.50	93.75
			B	31	18	104	57	77.50	90.00	65.00	71.25
13	PALLAVI BEDASUR	19S10222	Z	30	16	133	72	75.00	80.00	83.13	90.00
			C	34	20	107	73	85.00	100.00	66.88	91.25
			B	32	18	129	67	80.00	90.00	80.63	83.75
14	PAVITRA B. RANGANAVAR	19S10227	Z	37	18	125	77	92.50	90.00	78.13	96.25
			C	37	19	120	68	92.50	95.00	75.00	85.00
			B	34	19	137	71	85.00	95.00	85.63	88.75
15	PAVITRA Y PUJERI	19S10229	Z	39	19	140	78	97.50	95.00	87.50	97.50
			C	35	20	109	72	87.50	100.00	68.13	90.00
			B	36	19	128	62	90.00	95.00	80.00	77.50
16	POOJA SANADI	19S10233	Z	35	18	121	77	87.50	90.00	75.63	96.25
			C	37	20	146	72	92.50	100.00	91.25	90.00
			B	35	18	149	73	87.50	90.00	93.13	91.25
			Z	38	17	143	76	95.00	85.00	89.38	95.00

17	POORNIMA NARASAPPANAVAR	19S10234	C	35	20	109	74	87.50	100.00	68.13	92.50
			B	38	20	144	71	95.00	100.00	90.00	88.75
			Z	38	19	133	78	95.00	95.00	83.13	97.50
18	PRAJNA KUMTA	19S10243	C	33	19	114	76	82.50	95.00	71.25	95.00
			B	35	19	148	64	87.50	95.00	92.50	80.00
			Z	38	19	136	79	95.00	95.00	85.00	98.75
19	PRATEEKSHA HONNAPPANAVAR	19S10249	C	39	16	120	77	97.50	80.00	75.00	96.25
			B	37	20	154	65	92.50	100.00	96.25	81.25
			Z	39	20	130	77	97.50	100.00	81.25	96.25
20	RAGHAVENDRA A. MOKASHI	19S10261	C	35	20	130	74	87.50	100.00	81.25	92.50
			B	37	19	150	64	92.50	95.00	93.75	80.00
			Z	38	18	144	78	95.00	90.00	90.00	97.50

B.Sc. V Semester Electronics 2021-22											
Sl. No.	NAME OF THE STUDENTS	REG. NO.	CO	MARKS OBTAINED				PERCENTAGE			
				IA (TH)	IA (PR)	SEM END (TH)	SEM END (PR)	IA (TH)	IA (PR)	SEM END (TH)	SEM END (PR)
1	Devraj Jigalur	19S10095	M	53		88		88.33		36.67	
			P	28	18	106	76	70.00	90.00	66.25	95.00
			E	36	19	102	70	90.00	95.00	63.75	87.50
2	Yashoda Kamanahalli	19S10421	M	53		189		88.33		78.75	
			P	30	18	124	76	75.00	90.00	77.50	95.00
			E	38	19	108	73	95.00	95.00	67.50	91.25
3	Veena N Badagi	19S10394	M	53		114		88.33		47.50	
			P	8	17	80	69	20.00	85.00	50.00	86.25
			E	35	17	78	61	87.50	85.00	48.75	76.25
4	Ambika	19S10029	M	48		96		80.00		40.00	
			P	27	9	95	68	67.50	45.00	59.38	85.00
			E	33	18	67	69	82.50	90.00	41.88	86.25

B.Sc. VI Semester Electronics 2021-22											
Sl. No.	NAME OF THE STUDENTS	REG. NO.	CO	MARKS OBTAINED				PERCENTAGE			
				IA (TH)	IA (PR)	SEM END (TH)	SEM END (PR)	IA (TH)	IA (PR)	SEM END (TH)	SEM END (PR)
1	Devraj Jigalur	19S10095	M	56		152		93.33		63.33	
			P	31	18	125	74	77.50	90.00	78.13	92.50
			E	32	20	121	72	80.00	100.00	75.63	90.00
2	Yashoda Kamanahalli	19S10421	M	60		147		100.00		61.25	
			P	33	17	122	75	82.50	85.00	76.25	93.75
			E	37	20	100	74	92.50	100.00	62.50	92.50
3	Veena N Badagi	19S10394	M	58		106		96.67		44.17	
			P	30	16	81	70	75.00	80.00	50.63	87.50
			E	37	20	84	66	92.50	100.00	52.50	82.50
			M	50		102		83.33		42.50	

4	Ambika	19S10029	P	23	18	86	69	57.50	90.00	53.75	86.25
			E	33	20	114	72	82.50	100.00	71.25	90.00

B.Sc. V Semester F.Sc. (Criminology) 2021-22											
Sl. No.	NAME OF THE STUDENTS	REG. NO.	CO	MARKS OBTAINED				PERCENTAGE			
				IA (TH)	IA (PR)	SEM END (TH)	SEM END (PR)	IA (TH)	IA (PR)	SEM END (TH)	SEM END (PR)
1	ABHISHEK Meti	19S10007	FS	34	17	108	68	85	85	67.5	85
			Z	36	18	110	76	90	90	68.75	95
			Anthr	29	13	109	55	72.5	65	68.125	68.75
2	Abhishek R Revankar	19S10008	FS	33	17	111	69	82.5	85	69.375	86.25
			Z	29	17	104	74	72.5	85	65	92.5
			Anthr	26	13	123	51	65	65	76.875	63.75
3	Basavaraj Hoolimani	19S10062	FS	35	17	120	70	87.5	85	75	87.5
			M	50		159		83.33333		66.25	
			P	26	15	108	69	65	75	67.5	86.25
4	Damayanti Kattimani	19S10086	FS	35	18	123	70	87.5	90	76.875	87.5
			C	33	20	120	58	82.5	100	75	72.5
			Anthr	31	16	142	55	77.5	80	88.75	68.75
5	Akshata	19S10100	FS	35	17	130	70	87.5	85	81.25	87.5
			C	33	18	128	62	82.5	90	80	77.5
			Anthr	33	16	150	51	82.5	80	93.75	63.75
6	Gangadhar Karbhari	19S10107	FS	29	17	108	67	72.5	85	67.5	83.75
			C	25	19	66	72	62.5	95	41.25	90
			Z	33	19	98	64	82.5	95	61.25	80
7	Girish Koli	19S10110	FS	32	17	110	68	80	85	68.75	85
			Z	33	16	108	67	82.5	80	67.5	83.75
			Anthr	23	15	113	66	57.5	75	70.625	82.5
8	Gurappa Navi	19S10114	FS	33	17	121	67	82.5	85	75.625	83.75
			Geo	32	18	147	75	80	90	91.875	93.75
			Anthr	26	10	110	55	65	50	68.75	68.75
9	Gurudev Lamani	19S10115	FS	33	17	123	69	82.5	85	76.875	86.25
			C	28	20	100	75	70	100	62.5	93.75
			Z	38	19	139	73	95	95	86.875	91.25
10	Halesha Housabavi	19S10117	FS	33	17	150	69	82.5	85	93.75	86.25
			C	33	19	108	64	82.5	95	67.5	80
			Anthr	28	15	98	61	70	75	61.25	76.25

B.Sc. VI Semester F.Sc. (Criminology) 2021-22											
Sl. No.	NAME OF THE STUDENTS	REG. NO.	CO	MARKS OBTAINED				PERCENTAGE			
				IA (TH)	IA (PR)	SEM END (TH)	SEM END (PR)	IA (TH)	IA (PR)	SEM END (TH)	SEM END (PR)
1	ABHISHEK Meti	19S10007	FS	32	16	125	70	80	80	78.125	87.5
			Z	24	19	102	77	60	95	63.75	96.25
			Anthr	26	16	131	68	65	80	81.875	85
2	Abhishek R Revankar	19S10008	FS	33	17	133	73	82.5	85	83.125	91.25
			Z	28	15	108	74	70	75	67.5	92.5
			Anthr	32	12	131	55	80	60	81.875	68.75
3	Basavaraj Hoolimani	19S10062	FS	39	15	126	66	97.5	75	78.75	82.5
			M	43		123		71.66667		51.25	
			P	23	16	83	70	57.5	80	51.875	87.5
4	Damayanti Kattimani	19S10086	FS	36	16	126	72	90	80	78.75	90
			C	28	20	78	70	70	100	48.75	87.5
			Anthr	38	18	125	74	95	90	78.125	92.5
5	Akshata	19S10100	FS	36	16	128	72	90	80	80	90
			C	27	20	121	78	67.5	100	75.625	97.5
			Anthr	38	18	148	72	95	90	92.5	90
6	Gangadhar Karbhari	19S10107	FS	32	16	121	68	80	80	75.625	85
			C	22	14	99	71	55	70	61.875	88.75
			Z	24	16	115	62	60	80	71.875	77.5
7	Girish Koli	19S10110	FS	36	16	123	71	90	80	76.875	88.75
			Z	28	18	120	71	70	90	75	88.75
			Anthr	35	16	115	62	87.5	80	71.875	77.5
8	Gurappa Navi	19S10114	FS	33	14	124	70	82.5	70	77.5	87.5
			Geo	35	17	132	76	87.5	85	82.5	95
			Anthr	32	16	76	67	80	80	47.5	83.75
9	Gurudev Lamani	19S10115	FS	33	17	127	69	82.5	85	79.375	86.25
			C	27	19	121	58	67.5	95	75.625	72.5
			Z	28	19	130	73	70	95	81.25	91.25
10	Halesha Housabavi	19S10117	FS	35	16	122	68	87.5	80	76.25	85
			C	26	18	90	57	65	90	56.25	71.25
			Anthr	39	19	130	66	97.5	95	81.25	82.5

B.Sc. V Semester Statistics 2021-22											
Sl. No.	NAME OF THE STUDENTS	REG. NO.	CO	MARKS OBTAINED				PERCENTAGE			
				IA (TH)	IA (PR)	SEM END (TH)	SEM END (PR)	IA (TH)	IA (PR)	SEM END (TH)	SEM END (PR)
1	Abhinanadhan Lakappagol	19S10002	STA	30	13	64	73	75.00	65.00	40.00	91.25
			MAT	43		96		71.67	0.00	40.00	0.00
			PHY	21	8	79	65	52.50	40.00	49.38	81.25
2	Abhishek Hondannavar	19S10003	STA	32	15	65	71	80.00	75.00	40.63	88.75
			MAT	49		100		81.67	0.00	41.67	0.00
			CHE	26	15	64	67	65.00	75.00	40.00	83.75
3	Anajali Huthagi	19S10037	STA	32	18	83	75	80.00	90.00	51.88	93.75
			MAT	53		98		88.33	0.00	40.83	0.00
			PHY	22	9	84	46	55.00	45.00	52.50	57.50
4	Asif Ganchinamani	19S10056	STA	19	8	67	52	47.50	40.00	41.88	65.00
			MAT	45		96		75.00	0.00	40.00	0.00
			CS	19	18	70	60	47.50	90.00	43.75	75.00
5	Channabasayaa Belligatti	19S10080	STA	29	14	66	78	72.50	70.00	41.25	97.50
			MAT	49		99		81.67	0.00	41.25	0.00
			CHE	29	16	90	67	72.50	80.00	56.25	83.75
6	Jyoti Sankangoudar	19S10129	STA	36	15	97	72	90.00	75.00	60.63	90.00
			MAT	55		133		91.67	0.00	55.42	0.00
			CS	39	20	116	76	97.50	100.00	72.50	95.00
7	Kiran Lamani	19S10144	STA	29	16	79	69	72.50	80.00	49.38	86.25
			MAT	43		164		71.67	0.00	68.33	0.00
			PHY	23	16	108	69	57.50	80.00	67.50	86.25
8	Mahadevi Kuri	19S10162	STA	39	18	123	73	97.50	90.00	76.88	91.25
			MAT	56		201		93.33	0.00	83.75	0.00
			CHE	33	18	118	64	82.50	90.00	73.75	80.00
9	Mahesh Singnal	19S10172	STA	31	19	110	80	77.50	95.00	68.75	100.00
			MAT	54		187		90.00	0.00	77.92	0.00
			PHY	23	17	104	74	57.50	85.00	65.00	92.50
10	Nagaveni Kenganur	19S10197	STA	34	15	93	70	85.00	75.00	58.13	87.50
			MAT	55		105		91.67	0.00	43.75	0.00
			CHE	30	17	86	70	75.00	85.00	53.75	87.50

BSc. VI Sem 2021-22 Stat											
Sl. No.	NAME OF THE STUDENTS	REG. NO.	CO	MARKS OBTAINED				PERCENTAGE			
				IA (TH)	IA (PR)	SEM END (TH)	SEM END (PR)	IA (TH)	IA (PR)	SEM END (TH)	SEM END (PR)
1	Abhinanadhan Lakappagol	19S10002	STA	31	10	83	58	77.50	50.00	51.88	72.50
			MAT	47		98		78.33	0.00	40.83	0.00
			PHY	19	9	70	66	47.50	45.00	43.75	82.50
2	Abhishek Hondannavar	19S10003	STA	36	5	89	65	90.00	25.00	55.63	81.25
			MAT	42		97		70.00	0.00	40.42	0.00
			CHE	31	19	108	54	77.50	95.00	67.50	67.50
3	Anajali Huthagi	19S10037	STA	33	17	112	68	82.50	85.00	70.00	85.00
			MAT	51		111		85.00	0.00	46.25	0.00
			PHY	28	14	81	67	70.00	70.00	50.63	83.75
4	Asif Ganchinamani	19S10056	STA	33	9	82	55	82.50	45.00	51.25	68.75
			MAT	44		116		73.33	0.00	48.33	0.00
			CS	23	18	78	77	57.50	90.00	48.75	96.25
5	Channabasayaa Belligatti	19S10080	STA	36	18	92	72	90.00	90.00	57.50	90.00
			MAT	49		110		81.67	0.00	45.83	0.00
			CHE	32	19	73	56	80.00	95.00	45.63	70.00
6	Jyoti Sankangoudar	19S10129	STA	37	19	104	73	92.50	95.00	65.00	91.25
			MAT	51		127		85.00	0.00	52.92	0.00
			CS	36	18	110	77	90.00	90.00	68.75	96.25
7	Kiran Lamani	19S10144	STA	32	9	92	60	80.00	45.00	57.50	75.00
			MAT	39		123		65.00	0.00	51.25	0.00
			PHY	24	17	84	67	60.00	85.00	52.50	83.75
8	Mahadevi Kuri	19S10162	STA	39	17	120	67	97.50	85.00	75.00	83.75
			MAT	57		173		95.00	0.00	72.08	0.00
			CHE	35	19	94	70	87.50	95.00	58.75	87.50
9	Mahesh Singnal	19S10172	STA	37	16	145	79	92.50	80.00	90.63	98.75
			MAT	56		189		93.33	0.00	78.75	0.00
			PHY	25	19	102	71	62.50	95.00	63.75	88.75
10	Nagaveni Kenganur	19S10197	STA	36	17	85	65	90.00	85.00	53.13	81.25
			MAT	51		103		85.00	0.00	42.92	0.00
			CHE	34	19	64	52	85.00	95.00	40.00	65.00

B.Sc. V Semester GENETICS 2021-22											
Sl. No.	NAME OF THE STUDENTS	REG. NO.	CO	MARKS OBTAINED				PERCENTAGE			
				IA (TH)	IA (PR)	SEM END (TH)	SEM END (PR)	IA (TH)	IA (PR)	SEM END (TH)	SEM END (PR)
1	Ahan A S	19S10013	C	34	20	119	68	85.00	100.00	74.38	85.00
			Z	36	16	131	66	90.00	80.00	81.88	82.50
			GEN	36	20	117	79	90.00	100.00	73.13	98.75
2	Jayalakshmi B	19S10128	C	26	18	95	68	65.00	90.00	59.38	85.00
			Z	34	17	112	66	85.00	85.00	70.00	82.50
			GEN	35	18	99	72	87.50	90.00	61.88	90.00
3	Marutigouda Patil	19S10182	C	34	19	113	74	85.00	95.00	70.63	92.50
			B	36	19	141	67	90.00	95.00	88.13	83.75
			GEN	36	20	103	77	90.00	100.00	64.38	96.25
4	Muskan M Mulla	19S10192	C	32	17	103	65	80.00	85.00	64.38	81.25
			Z	35	18	97	66	87.50	90.00	60.63	82.50
			GEN	33	19	108	75	82.50	95.00	67.50	93.75
5	Sukaeshini Donawade	19S10364	C	27	18	82	67	67.50	90.00	51.25	83.75
			Z	32	17	110	75	80.00	85.00	68.75	93.75
			GEN	34	78	106	75	85.00	390.00	66.25	93.75
6	Sujaya Baligar	19S10362	C	26	18	78	64	65.00	90.00	48.75	80.00
			Z	31	17	103	72	77.50	85.00	64.38	90.00
			GEN	36	19	100	72	90.00	95.00	62.50	90.00
7	Muskan Aragidi	19S10191	C	33	19	87	70	82.50	95.00	54.38	87.50
			B	37	18	81	38	92.50	90.00	50.63	47.50
			GEN	34	19	89	76	85.00	95.00	55.63	95.00
B.Sc. VI Semester GENETICS 2021-22											
Sl. No.	NAME OF THE STUDENTS	REG. NO.	CO	MARKS OBTAINED				PERCENTAGE			
				IA (TH)	IA (PR)	SEM END (TH)	SEM END (PR)	IA (TH)	IA (PR)	SEM END (TH)	SEM END (PR)
1	Ahan A S	19S10013	C	23	17	147	75	57.50	85.00	91.88	93.75
			Z	36	18	116	75	90.00	90.00	72.50	93.75
			GEN	37	19	135	76	92.50	95.00	84.38	95.00

2	Jayalakshmi B	19S10128	C	26	18	125	62	65.00	90.00	78.13	77.50
			Z	31	18	116	69	77.50	90.00	72.50	86.25
			GEN	34	19	125	72	85.00	95.00	78.13	90.00
3	Marutigouda Patil	19S10182	C	26	19	137	70	65.00	95.00	85.63	87.50
			B	39	20	138	70	97.50	100.00	86.25	87.50
			GEN	34	19	130	75	85.00	95.00	81.25	93.75
4	Muskan M Mulla	19S10192	C	26	18	72	74	65.00	90.00	45.00	92.50
			Z	34	18	124	72	85.00	90.00	77.50	90.00
			GEN	37	18	116	75	92.50	90.00	72.50	93.75
5	Sukaeshini Donawade	19S10364	C	26	18	114	74	65.00	90.00	71.25	92.50
			Z	38	18	124	74	95.00	90.00	77.50	92.50
			GEN	38	18	122	70	95.00	90.00	76.25	87.50
6	Sujaya Baligar	19S10362	C	25	19	117	76	62.50	95.00	73.13	95.00
			Z	32	19	125	74	80.00	95.00	78.13	92.50
			GEN	35	18	128	74	87.50	90.00	80.00	92.50
7	Muskan Aragidi	19S10191	C	27	18	72	66	67.50	90.00	45.00	82.50
			B	34	19	126	71	85.00	95.00	78.75	88.75
			GEN	34	19	126	73	85.00	95.00	78.75	91.25

B.Sc. V Semester GEOL, GEOG, CHEM 2021-22											
Sl. No.	NAME OF THE STUDENTS	REG. NO.	CO	MARKS OBTAINED				PERCENTAGE			
				IA (TH)	IA (PR)	SEM END (TH)	SEM END (PR)	IA (TH)	IA (PR)	SEM END (TH)	SEM END (PR)
1	Aishwarya Hatti	19S10015	GEOL	40	20	146	78	100.00	100.00	91.25	97.50
			GEOL	32	19	148	67	80.00	95.00	92.50	83.75
			Anthr	34	15	129	61	85.00	75.00	80.63	76.25
2	Akshata M	19S10023	GEOL	39	18	144	78	97.50	90.00	90.00	97.50
			GEOL	37	19	126	66	92.50	95.00	78.75	82.50
			Anthr	32	15	138	53	80.00	75.00	86.25	66.25
3	Arpita Desai	19S10130	GEOL	35	18	145	78	87.50	90.00	90.63	97.50
			GEOL	22	17	95	55	55.00	85.00	59.38	68.75
			Anthr	29	14	129	58	72.50	70.00	80.63	72.50
4	Balchandra Madar	19S10058	GEOL	33	20	149	77	82.50	100.00	93.13	96.25
			GEOL	35	19	156	75	87.50	95.00	97.50	93.75
			C	35	20	125	75	87.50	100.00	78.13	93.75
5	Basavaraj	19S10060	GEOL	40	18	145	78	100.00	90.00	90.63	97.50
			GEOL	31	18	127	68	77.50	90.00	79.38	85.00
			Anthr	32	15	132	53	80.00	75.00	82.50	66.25
6	Brunda	19S10073	GEOL	36	15	139	78	90.00	75.00	86.88	97.50
			GEOL	29	19	137	67	72.50	95.00	85.63	83.75
			Anthr	32	13	134	51	80.00	65.00	83.75	63.75
7	G Srisha	19S10102	GEOL	35	18	147	78	87.50	90.00	91.88	97.50
			GEOL	30	18	134	53	75.00	90.00	83.75	66.25
			Anthr	29	12	120	53	72.50	60.00	75.00	66.25
8	Giriraj	19S10109	GEOL	29	18	125	77	72.50	90.00	78.13	96.25
			GEOL	26	13	107	50	65.00	65.00	66.88	62.50
			Anthr	25	16	86	61	62.50	80.00	53.75	76.25
9	Gouramma	19S10112	GEOL	34	14	135	78	85.00	70.00	84.38	97.50
			GEOL	26	18	120	68	65.00	90.00	75.00	85.00
			C	29	17	130	57	72.50	85.00	81.25	71.25
10	Hasinabanu B	19S10121	GEOL	30	20	136	71	75.00	100.00	85.00	88.75
			GEOL	28	16	108	63	70.00	80.00	67.50	78.75
			B	32	19	104	49	80.00	95.00	65.00	61.25

B.Sc. VI Semester GEOL, GEOG, CHEM 2021-22											
Sl. No.	NAME OF THE STUDENTS	REG. NO.	CO	MARKS OBTAINED				PERCENTAGE			
				IA (TH)	IA (PR)	SEM END (TH)	SEM END (PR)	IA (TH)	IA (PR)	SEM END (TH)	SEM END (PR)
1	Aishwarya Hatti	19S10015	GEOL	40	18	137	78	100.00	90.00	85.63	97.50
			GEOL	34	16	129	69	85.00	80.00	80.63	86.25
			Anthr	37	19	126	68	92.50	95.00	78.75	85.00
2	Akshata M	19S10023	GEOL	40	19	142	78	100.00	95.00	88.75	97.50
			GEOL	33	16	129	70	82.50	80.00	80.63	87.50
			Anthr	38	16	147	63	95.00	80.00	91.88	78.75
3	Arpita Desai	19S10130	GEOL	38	19	138	78	95.00	95.00	86.25	97.50
			GEOL	31	13	103	63	77.50	65.00	64.38	78.75
			Anthr	35	18	136	65	87.50	90.00	85.00	81.25
4	Balchandra Madar	19S10058	GEOL	34	18	136	77	85.00	90.00	85.00	96.25
			GEOL	36	18	137	71	90.00	90.00	85.63	88.75
			C	30	20	139	78	75.00	100.00	86.88	97.50
5	Basavaraj	19S10060	GEOL	40	19	137	77	100.00	95.00	85.63	96.25
			GEOL	31	15	122	67	77.50	75.00	76.25	83.75
			Anthr	37	18	131	74	92.50	90.00	81.88	92.50
6	Brunda	19S10073	GEOL	38	19	126	77	95.00	95.00	78.75	96.25
			GEOL	33	16	109	70	82.50	80.00	68.13	87.50
			Anthr	37	12	123	69	92.50	60.00	76.88	86.25
7	G Srisha	19S10102	GEOL	37	19	138	78	92.50	95.00	86.25	97.50
			GEOL	31	12	135	63	77.50	60.00	84.38	78.75
			Anthr	38	16	138	53	95.00	80.00	86.25	66.25
8	Giriraj	19S10109	GEOL	32	19	123	77	80.00	95.00	76.88	96.25
			GEOL	24	15	101	50	60.00	75.00	63.13	62.50
			Anthr	22	16	99	70	55.00	80.00	61.88	87.50
9	Gouramma	19S10112	GEOL	36	19	120	77	90.00	95.00	75.00	96.25
			GEOL	32	16	121	62	80.00	80.00	75.63	77.50
			C	37	16	142	78	92.50	80.00	88.75	97.50
10	Hasinabanu B	19S10121	GEOL	33	19	127	77	82.50	95.00	79.38	96.25
			GEOL	31	15	117	67	77.50	75.00	73.13	83.75

		B	33	17	117	54	82.50	85.00	73.13	67.50
--	--	---	----	----	-----	----	-------	-------	-------	-------

B.Sc. V Semester IFF, BOT, CHE, ZOO, 2021-22											
Sl. No.	NAME OF THE STUDENTS	REG. NO.	CO	MARKS OBTAINED				PERCENTAGE			
				IA (TH)	IA (PR)	SEM END (TH)	SEM END (PR)	IA (TH)	IA (PR)	SEM END (TH)	SEM END (PR)
1	Afzal Ustad	19S10012	CHE	26	17	64	60	65.00	85.00	40.00	75.00
			ZOO	26	17	88	69	65.00	85.00	55.00	86.25
			IFF	27	20	127	71	67.50	100.00	79.38	88.75
2	Akshata M Belief	19S10022	CHE	32	20	93	66	80.00	100.00	58.13	82.50
			BOT	29	17	89	60	72.50	85.00	55.63	75.00
			IFF	37	20	114	80	92.50	100.00	71.25	100.00
3	Akshaykumar Lamani	19S10025	CHE	27	19	108	68	67.50	95.00	67.50	85.00
			ZOO	34	17	71	70	85.00	85.00	44.38	87.50
			IFF	31	20	130	71	77.50	100.00	81.25	88.75
4	Annapoorna Desnur	19S10042	CHE	33	19	88	72	82.50	95.00	55.00	90.00
			BOT	31	18	92	60	77.50	90.00	57.50	75.00
			IFF	33	20	121	76	82.50	100.00	75.63	95.00
5	Gulzar Basha	19S10113	CHE	25	19	80	62	62.50	95.00	50.00	77.50
			BOT	25	17	100	44	62.50	85.00	62.50	55.00
			IFF	33	20	111	68	82.50	100.00	69.38	85.00
6	Hema Doddamani	19S10123	CHE	29	19	110	72	72.50	95.00	68.75	90.00
			ZOO	20	17	102	73	50.00	85.00	63.75	91.25
			IFF	34	20	125	75	85.00	100.00	78.13	93.75
7	Neelkantha kattimani	19S10206	CHE	29	19	145	74	72.50	95.00	90.63	92.50
			ZOO	40	19	87	62	100.00	95.00	54.38	77.50
			IFF	36	20	85	77	90.00	100.00	53.13	96.25
8	Priya	19S10253	CHE	34	20	94	74	85.00	100.00	58.75	92.50
			BOT	32	18	104	61	80.00	90.00	65.00	76.25
			IFF	39	20	122	79	97.50	100.00	76.25	98.75
9	Sukanya Patil	19S10363	CHE	30	20	88	74	75.00	100.00	55.00	92.50
			BOT	32	17	124	59	80.00	85.00	77.50	73.75
			IFF	39	20	136	80	97.50	100.00	85.00	100.00
10		19S10403	CHE	26	18	115	49	65.00	90.00	71.88	61.25
			ZOO	29	15	89	66	72.50	75.00	55.63	82.50

	Vijaya Charliyamath		IFF	30	20	126	64	75.00	100.00	78.75	80.00
--	---------------------	--	-----	----	----	-----	----	-------	--------	-------	-------

B.Sc. VI Semester IFF, BOT, CHE, ZOO, 2021-22											
Sl. No.	NAME OF THE STUDENTS	REG. NO.	CO	MARKS OBTAINED				PERCENTAGE			
				IA (TH)	IA (PR)	SEM END (TH)	SEM END (PR)	IA (TH)	IA (PR)	SEM END (TH)	SEM END (PR)
1	Afzal Ustad	19S10012	CHE	24	13	128	67	60.00	65.00	80.00	83.75
			ZOO	27	19	100	68	67.50	95.00	62.50	85.00
			IFF	34	20	139	71	85.00	100.00	86.88	88.75
2	Akshata M Belief	19S10022	CHE	34	19	131	77	85.00	95.00	81.88	96.25
			BOT	30	18	114	67	75.00	90.00	71.25	83.75
			IFF	36	20	122	80	90.00	100.00	76.25	100.00
3	Akshaykumar Lamani	19S10025	CHE	30	14	137	76	75.00	70.00	85.63	95.00
			ZOO	26	18	99	68	65.00	90.00	61.88	85.00
			IFF	33	20	140	73	82.50	100.00	87.50	91.25
4	Annapoorna Desnur	19S10042	CHE	35	19	72	76	87.50	95.00	45.00	95.00
			BOT	31	19	104	65	77.50	95.00	65.00	81.25
			IFF	33	20	120	80	82.50	100.00	75.00	100.00
5	Gulzar Basha	19S10113	CHE	31	18	84	72	77.50	90.00	52.50	90.00
			BOT	27	18	105	62	67.50	90.00	65.63	77.50
			IFF	35	18	127	73	87.50	90.00	79.38	91.25
6	Hema Doddamani	19S10123	CHE	34	18	112	68	85.00	90.00	70.00	85.00
			ZOO	30	18	118	66	75.00	90.00	73.75	82.50
			IFF	35	19	123	77	87.50	95.00	76.88	96.25
7	Neelkantha kattimani	19S10206	CHE	33	18	107	71	82.50	90.00	66.88	88.75
			ZOO	28	17	150	68	70.00	85.00	93.75	85.00
			IFF	36	19	97	77	90.00	95.00	60.63	96.25
8	Priya	19S10253	CHE	33	19	78	74	82.50	95.00	48.75	92.50
			BOT	30	20	113	65	75.00	100.00	70.63	81.25
			IFF	37	20	117	80	92.50	100.00	73.13	100.00
9	Sukanya Patil	19S10363	CHE	35	19	119	75	87.50	95.00	74.38	93.75
			BOT	34	20	135	65	85.00	100.00	84.38	81.25

			IFF	38	20	131	80	95.00	100.00	81.88	100.00
10	Vijaya Charliyamath	19S10403	CHE	25	15	99	70	62.50	75.00	61.88	87.50
			ZOO	21	16	111	64	52.50	80.00	69.38	80.00
			IFF	26	18	134	36	65.00	90.00	83.75	45.00

B.Sc. V Semester MICROBIOLOGY 2021-22											
Sl. No.	NAME OF THE STUDENTS	REG. NO.	CO	MARKS OBTAINED				PERCENTAGE			
				IA (TH)	IA (PR)	SEM END (TH)	SEM END (PR)	IA (TH)	IA (PR)	SEM END (TH)	SEM END (PR)
1	Akila I Gouli	19S10019	C	25	18	120	73	62.50	90.00	75.00	91.25
			Z	29	18	108	67	72.50	90.00	67.50	83.75
			MIC	34	18	137	79	85.00	90.00	85.63	98.75
2	Anusha Aralimarad	19S10047	C	31	19	123	74	77.50	95.00	76.88	92.50
			B	32	19	117	64	80.00	95.00	73.13	80.00
			MIC	38	19	137	77	95.00	95.00	85.63	96.25
3	Chaya Yaligar	19S10082	C	33	19	114	75	82.50	95.00	71.25	93.75
			B	35	18	118	62	87.50	90.00	73.75	77.50
			MIC	37	19	146	77	92.50	95.00	91.25	96.25
4	Danamma M	19S10088	C	32	20	120	74	80.00	100.00	75.00	92.50
			B	31	19	127	68	77.50	95.00	79.38	85.00
			MIC	36	18	138	76	90.00	90.00	86.25	95.00
5	Darshan M	19S10089	C	31	19	119	74	77.50	95.00	74.38	92.50
			Z	38	20	126	76	95.00	100.00	78.75	95.00
			MIC	36	20	150	79	90.00	100.00	93.75	98.75
6	Dasa Bharatkumar	19S10090	C	38	17	150	71	95.00	85.00	93.75	88.75
			B	35	18	133	63	87.50	90.00	83.13	78.75
			MIC	38	19	150	78	95.00	95.00	93.75	97.50
7	Divya H	19S10097	C	27	18	98	71	67.50	90.00	61.25	88.75
			Z	32	19	123	73	80.00	95.00	76.88	91.25
			MIC	36	18	132	78	90.00	90.00	82.50	97.50
8	Hafiza Khan S	19S10116	C	30	18	74	72	75.00	90.00	46.25	90.00
			B	29	17	91	59	72.50	85.00	56.88	73.75
			MIC	34	18	125	73	85.00	90.00	78.13	91.25
9	Kiran Hugar	19S10145	C	29	18	111	73	72.50	90.00	69.38	91.25
			Z	38	19	117	77	95.00	95.00	73.13	96.25
			MIC	38	19	146	78	95.00	95.00	91.25	97.50
10	Pragati Joshi	19S10242	C	30	16	116	79	75.00	80.00	72.50	98.75
			Z	32	20	106	72	80.00	100.00	66.25	90.00
			MIC	37	19	146	77	92.50	95.00	91.25	96.25

B.Sc. VI Semester MICROBIOLOGY 2021-22											
Sl. No.	NAME OF THE STUDENTS	REG. NO.	CO	MARKS OBTAINED				PERCENTAGE			
				IA (TH)	IA (PR)	SEM END (TH)	SEM END (PR)	IA (TH)	IA (PR)	SEM END (TH)	SEM END (PR)
1	Akila I Gouli	19S10019	C	23	15	129	71	57.50	75.00	80.63	88.75
			Z	30	16	96	77	75.00	80.00	60.00	96.25
			MIC	33	18	121	73	82.50	90.00	75.63	91.25
2	Anusha Aralimarad	19S10047	C	33	19	106	75	82.50	95.00	66.25	93.75
			B	36	18	111	67	90.00	90.00	69.38	83.75
			MIC	35	19	129	75	87.50	95.00	80.63	93.75
3	Chaya Yaligar	19S10082	C	34	18	104	73	85.00	90.00	65.00	91.25
			B	32	19	130	71	80.00	95.00	81.25	88.75
			MIC	39	20	151	78	97.50	100.00	94.38	97.50
4	Danamma M	19S10088	C	32	19	107	77	80.00	95.00	66.88	96.25
			B	32	18	131	71	80.00	90.00	81.88	88.75
			MIC	39	19	144	76	97.50	95.00	90.00	95.00
5	Darshan M	19S10089	C	33	15	122	79	82.50	75.00	76.25	98.75
			Z	38	20	141	80	95.00	100.00	88.13	100.00
			MIC	39	20	149	79	97.50	100.00	93.13	98.75
6	Dasa Bharatkumar	19S10090	C	35	16	125	71	87.50	80.00	78.13	88.75
			B	35	16	129	71	87.50	80.00	80.63	88.75
			MIC	39	20	143	75	97.50	100.00	89.38	93.75
7	Divya H	19S10097	C	30	15	116	69	75.00	75.00	72.50	86.25
			Z	28	18	129	76	70.00	90.00	80.63	95.00
			MIC	39	19	144	76	97.50	95.00	90.00	95.00
8	Hafiza Khan S	19S10116	C	30	18	80	75	75.00	90.00	50.00	93.75
			B	30	16	111	65	75.00	80.00	69.38	81.25
			MIC	31	18	123	74	77.50	90.00	76.88	92.50
9	Kiran Hugar	19S10145	C	30	15	117	75	75.00	75.00	73.13	93.75
			Z	37	18	136	78	92.50	90.00	85.00	97.50
			MIC	38	20	134	78	95.00	100.00	83.75	97.50
10	Pragati Joshi	19S10242	C	32	19	95	79	80.00	95.00	59.38	98.75
			Z	38	18	132	78	95.00	90.00	82.50	97.50
			MIC	38	19	130	78	95.00	95.00	81.25	97.50

B.Sc. V Semester BIOTECHNOLOGY 2021-22											
Sl. No.	NAME OF THE STUDENTS	REG. NO.	CO	MARKS OBTAINED				PERCENTAGE			
				IA (TH)	IA (PR)	SEM END (TH)	SEM END (PR)	IA (TH)	IA (PR)	SEM END (TH)	SEM END (PR)
1	Abhishek M Angadi	19S10006	C	21	17	64	59	52.50	85.00	40.00	73.75
			Z	23	16	90	65	57.50	80.00	56.25	81.25
			BT	35	18	120	78	87.50	90.00	75.00	97.50
2	Anusha D H	19S10045	C	37	20	149	76	92.50	100.00	93.13	95.00
			BOT	37	20	150	74	92.50	100.00	93.75	92.50
			BT	40	20	147	80	100.00	100.00	91.88	100.00
3	Anush Benkanhalli	19S10046	C	34	19	139	75	85.00	95.00	86.88	93.75
			Z	39	18	136	72	97.50	90.00	85.00	90.00
			BT	38	20	143	80	95.00	100.00	89.38	100.00
4	Arpita K Pujar	19S10050	C	30	19	99	66	75.00	95.00	61.88	82.50
			Z	36	17	94	75	90.00	85.00	58.75	93.75
			BT	38	20	118	80	95.00	100.00	73.75	100.00
5	Arun Patil	19S10052	C	31	20	111	75	77.50	100.00	69.38	93.75
			BOT	31	20	132	65	77.50	100.00	82.50	81.25
			BT	40	20	139	80	100.00	100.00	86.88	100.00
6	Bhoomika S	19S10070	C	31	19	115	70	77.50	95.00	71.88	87.50
			Z	35	18	101	69	87.50	90.00	63.13	86.25
			BT	39	20	140	80	97.50	100.00	87.50	100.00
7	Chandrakala A	19S10076	C	39	20	143	78	97.50	100.00	89.38	97.50
			BOT	35	19	134	72	87.50	95.00	83.75	90.00
			BT	40	20	143	80	100.00	100.00	89.38	100.00
8	Jyoti Yenagi	19S10131	C	37	20	114	79	92.50	100.00	71.25	98.75
			BOT	38	19	132	62	95.00	95.00	82.50	77.50
			BT	40	20	141	80	100.00	100.00	88.13	100.00
9	Nazneen Yargundi	19S10198	C	30	19	123	77	75.00	95.00	76.88	96.25
			BOT	37	17	123	61	92.50	85.00	76.88	76.25
			BT	40	20	142	80	100.00	100.00	88.75	100.00
10	Poorvi Patil	19S10237	C	29	20	92	79	72.50	100.00	57.50	98.75
			Z	36	19	127	77	90.00	95.00	79.38	96.25
			BT	40	20	125	80	100.00	100.00	78.13	100.00

B.Sc. VI Semester BIOTECHNOLOGY 2021-22											
Sl. No.	NAME OF THE STUDENTS	REG. NO.	CO	MARKS OBTAINED				PERCENTAGE			
				IA (TH)	IA (PR)	SEM END (TH)	SEM END (PR)	IA (TH)	IA (PR)	SEM END (TH)	SEM END (PR)
1	Abhishek M Angadi	19S10006	C	32	18	104	66	80.00	90.00	65.00	82.50
			Z	31	20	102	65	77.50	100.00	63.75	81.25
			BT	27	17	126	77	67.50	85.00	78.75	96.25
2	Anusha D H	19S10045	C	34	20	143	80	85.00	100.00	89.38	100.00
			BOT	37	18	138	78	92.50	90.00	86.25	97.50
			BT	39	20	140	80	97.50	100.00	87.50	100.00
3	Anush Benkanhalli	19S10046	C	38	20	128	75	95.00	100.00	80.00	93.75
			Z	38	20	130	72	95.00	100.00	81.25	90.00
			BT	39	20	135	80	97.50	100.00	84.38	100.00
4	Arpita K Pujar	19S10050	C	32	15	84	73	80.00	75.00	52.50	91.25
			Z	36	20	113	69	90.00	100.00	70.63	86.25
			BT	37	20	124	80	92.50	100.00	77.50	100.00
5	Arun Patil	19S10052	C	35	19	117	69	87.50	95.00	73.13	86.25
			BOT	36	18	130	73	90.00	90.00	81.25	91.25
			BT	39	20	146	80	97.50	100.00	91.25	100.00
6	Bhoomika S	19S10070	C	36	18	91	75	90.00	90.00	56.88	93.75
			Z	36	20	96	68	90.00	100.00	60.00	85.00
			BT	36	20	131	80	90.00	100.00	81.88	100.00
7	Chandrakala A	19S10076	C	36	19	118	77	90.00	95.00	73.75	96.25
			BOT	34	19	132	69	85.00	95.00	82.50	86.25
			BT	40	20	146	80	100.00	100.00	91.25	100.00
8	Jyoti Yenagi	19S10131	C	32	19	128	80	80.00	95.00	80.00	100.00
			BOT	38	19	128	69	95.00	95.00	80.00	86.25
			BT	39	20	136	80	97.50	100.00	85.00	100.00
9	NazneenYargundi	19S10198	C	33	20	76	68	82.50	100.00	47.50	85.00
			BOT	34	19	137	70	85.00	95.00	85.63	87.50
			BT	34	20	129	80	85.00	100.00	80.63	100.00
10	Poorvi Patil	19S10237	C	33	19	108	73	82.50	95.00	67.50	91.25
			Z	37	20	144	69	92.50	100.00	90.00	86.25

			BT	37	20	122	80	92.50	100.00	76.25	100.00
--	--	--	----	----	----	-----	----	-------	--------	-------	--------

B.Sc. V Semester PCM 2021-22											
Sl. No.	NAME OF THE STUDENTS	REG. NO.	CO	MARKS OBTAINED				PERCENTAGE			
				IA (TH)	IA (PR)	SEM END (TH)	SEM END (PR)	IA (TH)	IA (PR)	SEM END (TH)	SEM END (PR)
1	AFREENBANU SOLAPUR	19S10011	P	36	19	135	76	90.00	95.00	84.38	95.00
			C	36	20	127	77	90.00	100.00	79.38	96.25
			M	59		214		98.33		89.17	
2	AKSHATA D. KATHARE	19S10020	P	38	20	139	78	95.00	100.00	86.88	97.50
			C	39	20	150	80	97.50	100.00	93.75	100.00
			M	60		222		100.00		92.50	
3	ANKITA	19S10041	P	30	17	127	66	75.00	85.00	79.38	82.50
			C	34	19	108	72	85.00	95.00	67.50	90.00
			M	58		161		96.67		67.08	
4	ASHOK P MADAR	19S10053	P	30	19	112	77	75.00	95.00	70.00	96.25
			C	33	19	118	75	82.50	95.00	73.75	93.75
			M	53		164		88.33		68.33	
5	CHITRASHREE DUSHI	19S10083	P	36	19	140	79	90.00	95.00	87.50	98.75
			C	36	20	132	78	90.00	100.00	82.50	97.50
			M	58		228		96.67		95.00	
6	DANAMMA I BADIGANNAVAR	19S10087	P	35	19	130	76	87.50	95.00	81.25	95.00
			C	36	20	122	77	90.00	100.00	76.25	96.25
			M	60		207		100.00		86.25	
7	DEEPA Y AKKI	19S10094	P	37	18	136	75	92.50	90.00	85.00	93.75
			C	37	20	142	80	92.50	100.00	88.75	100.00
			M	60		207		100.00		86.25	
8	GAJANAN S PATIL	19S10104	P	25	17	112	75	62.50	85.00	70.00	93.75
			C	35	19	113	79	87.50	95.00	70.63	98.75
			M	56		165		93.33		68.75	
9	JYOTHI	19S10130	P	31	18	133	77	77.50	90.00	83.13	96.25
			C	29	19	42	79	72.50	95.00	26.25	98.75
			M	52		194		86.67		80.83	
10	KAVERI OBANNAGOL	19S10137	P	37	17	144	78	92.50	85.00	90.00	97.50
			C	36	20	124	80	90.00	100.00	77.50	100.00
			M	59		215		98.33		89.58	
11	LAXMI M HUKKERI	19S10150	P	31	19	119	72	77.50	95.00	74.38	90.00

			C	33	20	111	78	82.50	100.00	69.38	97.50
			M	56		197		93.33		82.08	
12	NAFEEZA LADAKHAN	19S10194	P	27	17	96	72	67.50	85.00	60.00	90.00
			C	35	20	136	74	87.50	100.00	85.00	92.50
			M	56		155		93.33		64.58	
13	NAVYA M BHAT	19S10205	P	33	20	122	96	82.50	100.00	76.25	120.00
			C	40	20	136	79	100.00	100.00	85.00	98.75
			M	57		177		95.00		73.75	
14	NEETA T DODAMANI	19S10210	P	32	13	93	58	80.00	65.00	58.13	72.50
			C	37	19	152	74	92.50	95.00	95.00	92.50
			M	57		152		95.00		63.33	
15	PARVATI Y JAGADAPPANAVAR	19S10224	P	31	15	116	73	77.50	75.00	72.50	91.25
			C	33	20	151	78	82.50	100.00	94.38	97.50
			M	50		154		83.33		64.17	
16	PRASHANT SAVANUR	19S10247	P	25	19	100	69	62.50	95.00	62.50	86.25
			C	34	18	111	77	85.00	90.00	69.38	96.25
			M	43		153		71.67		63.75	
17	RAJURADDI YARAGUPPI	19S10273	P	27	17	118	75	67.50	85.00	73.75	93.75
			C	34	19	104	78	85.00	95.00	65.00	97.50
			M	51		174		85.00		72.50	
18	ROSHNI A.M.	19S10282	P	28	8	105	67	70.00	40.00	65.63	83.75
			C	39	18	99	62	97.50	90.00	61.88	77.50
			M	55		165		91.67		68.75	
19	SAHANA HOSAMANI	19S10289	P	32	16	120	71	80.00	80.00	75.00	88.75
			C	31	19	129	80	77.50	95.00	80.63	100.00
			M	50		221		83.33		92.08	
20	SANA M. SHAIKH	19S10295	P	27	17	117	73	67.50	85.00	73.13	91.25
			C	32	18	113	76	80.00	90.00	70.63	95.00
			M	58		189		96.67		78.75	

B.Sc. VI Semester PCM 2021-22											
Sl. No.	NAME OF THE STUDENTS	REG. NO.	CO	MARKS OBTAINED				PERCENTAGE			
				IA (TH)	IA (PR)	SEM END (TH)	SEM END (PR)	IA (TH)	IA (PR)	SEM END (TH)	SEM END (PR)
1	AFREENBANU SOLAPUR	19S10011	P	36	19	128	79	90.00	95.00	80.00	98.75

			C	32	19	140	76	80.00	95.00	87.50	95.00
			M	60		194		100.00		80.83	
2	AKSHATA D. KATHARE	19S10020	P	38	20	143	80	95.00	100.00	89.38	100.00
			C	34	20	146	73	85.00	100.00	91.25	91.25
			M	59		217		98.33		90.42	
3	ANKITA	19S10041	P	32	17	100	75	80.00	85.00	62.50	93.75
			C	31	19	128	73	77.50	95.00	80.00	91.25
			M	55		172		91.67		71.67	
4	ASHOK P MADAR	19S10053	P	32	19	123	78	80.00	95.00	76.88	97.50
			C	29	19	108	74	72.50	95.00	67.50	92.50
			M	54		166		90.00		69.17	
5	CHITRASHREE DUSHI	19S10083	P	36	19	128	77	90.00	95.00	80.00	96.25
			C	30	20	117	74	75.00	100.00	73.13	92.50
			M	60		198		100.00		82.50	
6	DANAMMA I BADIGANNAVAR	19S10087	P	35	19	130	76	87.50	95.00	81.25	95.00
			C	36	20	122	77	90.00	100.00	76.25	96.25
			M	60		207		100.00		86.25	
7	DEEPA Y AKKI	19S10094	P	35	20	137	80	87.50	100.00	85.63	100.00
			C	31	20	127	75	77.50	100.00	79.38	93.75
			M	60		192		100.00		80.00	
8	GAJANAN S PATIL	19S10104	P	28	19	111	76	70.00	95.00	69.38	95.00
			C	30	19	127	76	75.00	95.00	79.38	95.00
			M	51		146		85.00		60.83	
9	JYOTHI	19S10130	P	31	18	120	75	77.50	90.00	75.00	93.75
			C	29	20	120	76	72.50	100.00	75.00	95.00
			M	55		152		91.67		63.33	
10	KAVERI OBANNAGOL	19S10137	P	35	19	142	78	87.50	95.00	88.75	97.50
			C	30	20	142	77	75.00	100.00	88.75	96.25
			M	57		209		95.00		87.08	
11	LAXMI M HUKKERI	19S10150	P	32	19	108	76	80.00	95.00	67.50	95.00
			C	30	19	123	76	75.00	95.00	76.88	95.00
			M	56		201		93.33		83.75	
12	NAFEEZA LADAKHAN	19S10194	P	27	15	132	69	67.50	75.00	82.50	86.25
			C	31	19	104	72	77.50	95.00	65.00	90.00

			M	56		174		93.33		72.50	
13	NAVYA M BHAT	19S10205	P	37	19	122	79	92.50	95.00	76.25	98.75
			C	40	20	146	80	100.00	100.00	91.25	100.00
			M	59		185		98.33		77.08	
14	NEETA T DODAMANI	19S10210	P	32	13	93	58	80.00	65.00	58.13	72.50
			C	37	19	152	74	92.50	95.00	95.00	92.50
			M	57		152		95.00		63.33	
15	PARVATI Y JAGADAPPANAVAR	19S10224	P	35	19	113	70	87.50	95.00	70.63	87.50
			C	33	20	96	76	82.50	100.00	60.00	95.00
			M	59		190		98.33		79.17	
16	PRASHANT SAVANUR	19S10247	P	27	17	121	68	67.50	85.00	75.63	85.00
			C	24	20	126	75	60.00	100.00	78.75	93.75
			M	39		131		65.00		54.58	
17	RAJURADDI YARAGUPPI	19S10273	P	28	16	125	69	70.00	80.00	78.13	86.25
			C	30	19	114	73	75.00	95.00	71.25	91.25
			M	47		153		78.33		63.75	
18	ROSHNI A.M.	19S10282	P	32	16	116	67	80.00	80.00	72.50	83.75
			C	38	18	131	73	95.00	90.00	81.88	91.25
			M	53		132		88.33		55.00	
19	SAHANA HOSAMANI	19S10289	P	33	20	124	75	82.50	100.00	77.50	93.75
			C	29	19	126	76	72.50	95.00	78.75	95.00
			M	53		165		88.33		68.75	
20	SANA M. SHAIKH	19S10295	P	30	19	116	75	75.00	95.00	72.50	93.75
			C	29	19	107	75	72.50	95.00	66.88	93.75
			M	48		176		80.00		73.33	

B.Sc. V Semester CBZ 2022-23											
Sl. No.	NAME OF THE STUDENTS	REG. NO.	MARKS OBTAINED				PERCENTAGE				
			CO	IA (TH)	IA (PR)	SEM END (TH)	SEM END (PR)	IA (TH)	IA (PR)	SEM END (TH)	SEM END (PR)
1	ANJALI RUDAGI	20S10027	C	17	10	59	38	85.00	100.00	73.75	95.00
			B	15	9	73	33	75.00	90.00	91.25	82.50
			Z	18	10	71	40	90.00	100.00	88.75	100.00
2	ANKIT MATTIHALLI	20S10029	C	10	9	46	37	50.00	90.00	57.50	92.50
			B	15	7	73	29	75.00	70.00	91.25	72.50
			Z	16	9	64	40	80.00	90.00	80.00	100.00
3	BHIMESHA	20S10062	C	16	10	47	40	80.00	100.00	58.75	100.00
			B	12	9	62	32	60.00	90.00	77.50	80.00
			Z	17	8	56	34	85.00	80.00	70.00	85.00
4	CHIDANAND V KADESHNAVAR	20S10076	C	12	9	56	39	60.00	90.00	70.00	97.50
			B	13	8	62	30	65.00	80.00	77.50	75.00
			Z	19	9	70	40	95.00	90.00	87.50	100.00
5	DANAMMA KONNUR	20S10079	C	20	10	64	40	100.00	100.00	80.00	100.00
			B	17	10	71	34	85.00	100.00	88.75	85.00
			Z	19	10	65	39	95.00	100.00	81.25	97.50
6	JYOTI PUJAR	20S10112	C	14	10	60	39	70.00	100.00	75.00	97.50
			B	15	9	72	34	75.00	90.00	90.00	85.00
			Z	19	10	70	39	95.00	100.00	87.50	97.50
7	KAVYA SAPPURI	20S10120	C	12	10	44	39	60.00	100.00	55.00	97.50
			B	12	9	48	34	60.00	90.00	60.00	85.00
			Z	15	10	64	31	75.00	100.00	80.00	77.50
8	KHWAJAMINUDDIN D. AGASAR	20S10122	C	15	10	60	40	75.00	100.00	75.00	100.00
			B	16	9	70	32	80.00	90.00	87.50	80.00
			Z	19	8	70	32	95.00	80.00	87.50	80.00
9	KIRAN RATHOD	20S10124	C	12	9	52	37	60.00	90.00	65.00	92.50
			B	12	8	64	34	60.00	80.00	80.00	85.00
			Z	18	10	43	37	90.00	100.00	53.75	92.50
10	KIRANKUMAR	20S10129	C	11	9	54	39	55.00	90.00	67.50	97.50
			B	11	4	64	26	55.00	40.00	80.00	65.00
			Z	13	10	50	36	65.00	100.00	62.50	90.00

11	LAXMI NAVALUR	20S10136	C	16	9	63	39	80.00	90.00	78.75	97.50
			B	18	9	70	35	90.00	90.00	87.50	87.50
			Z	19	10	64	37	95.00	100.00	80.00	92.50
12	MADAN MUNJE	20S10140	C	8	10	50	36	40.00	100.00	62.50	90.00
			B	13	5	59	33	65.00	50.00	73.75	82.50
			Z	8	6	64	38	40.00	60.00	80.00	95.00
13	MAIBOOB DALAL	20S10150	C	9	10	52	40	45.00	100.00	65.00	100.00
			B	7	9	71	35	35.00	90.00	88.75	87.50
			Z	10	8	60	36	50.00	80.00	75.00	90.00
14	MAILAR HANCHINAL	20S10151	C	8	9	38	35	40.00	90.00	47.50	87.50
			B	9	5	60	31	45.00	50.00	75.00	77.50
			Z	9	7	40	29	45.00	70.00	50.00	72.50
15	MALLAPPA JIGERI	20S10152	C	13	9	40	39	65.00	90.00	50.00	97.50
			B	14	9	70	32	70.00	90.00	87.50	80.00
			Z	18	8	60	30	90.00	80.00	75.00	75.00
16	MANIKANTHA	20S10159	C	10	9	55	38	50.00	90.00	68.75	95.00
			B	12	8	64	31	60.00	80.00	80.00	77.50
			Z	15	8	51	35	75.00	80.00	63.75	87.50
17	MEGHANA BIRADAR	20S10175	C	15	10	56	40	75.00	100.00	70.00	100.00
			B	13	9	72	31	65.00	90.00	90.00	77.50
			Z	13	4	50	39	65.00	40.00	62.50	97.50
18	RAMESH BHANDARI	20S10238	C	9	10	48	38	45.00	100.00	60.00	95.00
			B	13	8	60	26	65.00	80.00	75.00	65.00
			Z	13	8	51	34	65.00	80.00	63.75	85.00
19	RAVIKIRAN NESARGI	20S10245	C	12	9	64	38	60.00	90.00	80.00	95.00
			B	12	9	63	31	60.00	90.00	78.75	77.50
			Z	14	8	60	37	70.00	80.00	75.00	92.50
20	REVATI KADANNAVAR	20S10251	C	13	10	66	48	65.00	100.00	82.50	120.00
			B	15	9	75	34	75.00	90.00	93.75	85.00
			Z	18	9	74	37	90.00	90.00	92.50	92.50
B.Sc. VI Semester CBZ 2022-23											
			MARKS OBTAINED				PERCENTAGE				

Sl. No.	NAME OF THE STUDENTS	REG. NO.	CO	IA (TH)	IA (PR)	SEM END (TH)	SEM END (PR)	IA (TH)	IA (PR)	SEM END (TH)	SEM END (PR)
1	ANJALI RUDAGI	20S10027	C	6	10	44	34	30.00	100.00	55.00	85.00
			B	17	10	54	36	85.00	100.00	67.50	90.00
			Z	17	9	63	37	85.00	90.00	78.75	92.50
2	ANKIT MATTIHALLI	20S10029	C	17	10	49	35	85.00	100.00	61.25	87.50
			B	14	10	62	36	70.00	100.00	77.50	90.00
			Z	13	10	70	38	65.00	100.00	87.50	95.00
3	BHIMESHA	20S10062	C	14	10	45	40	70.00	100.00	56.25	100.00
			B	9	10	40	36	45.00	100.00	50.00	90.00
			Z	13	9	52	35	65.00	90.00	65.00	87.50
4	CHIDANAND V KADESHNAVAR	20S10076	C	9	10	43	36	45.00	100.00	53.75	90.00
			B	13	9	60	36	65.00	90.00	75.00	90.00
			Z	15	8	71	38	75.00	80.00	88.75	95.00
5	DANAMMA KONNUR	20S10079	C	17	9	62	40	85.00	90.00	77.50	100.00
			B	19	10	73	35	95.00	100.00	91.25	87.50
			Z	18	10	74	38	90.00	100.00	92.50	95.00
6	JYOTI PUJAR	20S10112	C	10	10	58	33	50.00	100.00	72.50	82.50
			B	16	10	70	35	80.00	100.00	87.50	87.50
			Z	18	10	73	38	90.00	100.00	91.25	95.00
7	KAVYA SAPPURI	20S10120	C	12	10	43	36	60.00	100.00	53.75	90.00
			B	12	9	54	33	60.00	90.00	67.50	82.50
			Z	14	10	60	39	70.00	100.00	75.00	97.50
8	KHWAJAMINUDDIN D. AGASAR	20S10122	C	20	10	79	38	100.00	100.00	98.75	95.00
			B	9	9	39	32	45.00	90.00	48.75	80.00
			Z	17	9	74	34	85.00	90.00	92.50	85.00
9	KIRAN RATHOD	20S10124	C	12	10	47	36	60.00	100.00	58.75	90.00
			B	9	9	55	31	45.00	90.00	68.75	77.50
			Z	11	9	67	37	55.00	90.00	83.75	92.50
10	KIRANKUMAR	20S10129	C	3	0	44	33	15.00	0.00	55.00	82.50
			B	0	0	56	20	0.00	0.00	70.00	50.00
			Z	0	7	72	38	0.00	70.00	90.00	95.00
11	LAXMI NAVALUR	20S10136	C	5	0	46	38	25.00	0.00	57.50	95.00
			B	7	0	71	32	35.00	0.00	88.75	80.00

12	MADAN MUNJE	20S10140	Z	0	10	36	36	0.00	100.00	45.00	90.00
			C	11	10	45	33	55.00	100.00	56.25	82.50
			B	12	9	66	34	60.00	90.00	82.50	85.00
			Z	9	6	68	38	45.00	60.00	85.00	95.00
13	MAIBOOB DALAL	20S10150	C	7	9	43	34	35.00	90.00	53.75	85.00
			B	10	10	75	29	50.00	100.00	93.75	72.50
			Z	16	9	64	38	80.00	90.00	80.00	95.00
14	MAILAR HANCHINAL	20S10151	C	3	10	72	36	15.00	100.00	90.00	90.00
			B	10	10	37	32	50.00	100.00	46.25	80.00
			Z	12	8	67	27	60.00	80.00	83.75	67.50
15	MALLAPPA JIGERI	20S10152	C	16	10	73	30	80.00	100.00	91.25	75.00
			B	10	8	38	33	50.00	80.00	47.50	82.50
			Z	16	10	72	32	80.00	100.00	90.00	80.00
16	MANIKANTHA	20S10159	C	8	10	45	35	40.00	100.00	56.25	87.50
			B	14	9	68	30	70.00	90.00	85.00	75.00
			Z	8	8	28	29	40.00	80.00	35.00	72.50
17	MEGHANA BIRADAR	20S10175	C	10	10	48	34	50.00	100.00	60.00	85.00
			B	6	8	62	33	30.00	80.00	77.50	82.50
			Z	19	8	73	39	95.00	80.00	91.25	97.50
18	RAMESH BHANDARI	20S10238	C	13	8	22	33	65.00	80.00	27.50	82.50
			B	10	10	39	32	50.00	100.00	48.75	80.00
			Z	10	8	48	30	50.00	80.00	60.00	75.00
19	RAVIKIRAN NESARGI	20S10245	C	12	10	32	19	60.00	100.00	40.00	47.50
			B	8	10	36	34	40.00	100.00	45.00	85.00
			Z	15	9	60	35	75.00	90.00	75.00	87.50
20	REVATI KADANNAVAR	20S10251	C	8	9	34	32	40.00	90.00	42.50	80.00
			B	10	10	35	36	50.00	100.00	43.75	90.00
			Z	14	10	51	32	70.00	100.00	63.75	80.00

B.Sc. V Semester Statistics 22-2023											
Sl. No.	NAME OF THE STUDENTS	REG. NO.	MARKS OBTAINED				PERCENTAGE				
			CO	IA (TH)	IA (PR)	SEM END (TH)	SEM END (PR)	IA (TH)	IA (PR)	SEM END (TH)	SEM END (PR)
1	Aishwarya M S	20S10015	STA	17	10	70	39	85.00	100.00	87.50	97.50
			MAT	23		91		76.67	0.00	75.83	0.00
			CHE	15	10	38	39	75.00	100.00	47.50	97.50
2	Ajaya kumar	20S10016	STA	13	9	62	37	65.00	90.00	77.50	92.50
			MAT	27		93		90.00	0.00	77.50	0.00
			PHY	11	9	36	23	55.00	90.00	45.00	57.50
3	Archana Chikanal	20S10034	STA	19	9	78	36	95.00	90.00	97.50	90.00
			MAT	28		109		93.33	0.00	90.83	0.00
			PHY	14	9	34	38	70.00	90.00	42.50	95.00
4	Basappa Kerur	20S10048	STA	13	8	45	37	65.00	80.00	56.25	92.50
			MAT	12		69		40.00	0.00	57.50	0.00
			PHY	6	9	37	33	30.00	90.00	46.25	82.50
5	Basavaraj Rotti	20S10052	STA	14	9	53	39	70.00	90.00	66.25	97.50
			MAT	17		70		56.67	0.00	58.33	0.00
			PHY	8	9	44	37	40.00	90.00	55.00	92.50
6	Deepak Rajgoudar	20S10084	STA	15	10	69	37	75.00	100.00	86.25	92.50
			MAT	21		72		70.00	0.00	60.00	0.00
			PHY	8	8	44	29	40.00	80.00	55.00	72.50
7	Hanumanthrai Patil	20S10103	STA	14	10	67	37	70.00	100.00	83.75	92.50
			MAT	19		109		63.33	0.00	90.83	0.00
			PHY	10	4	32	34	50.00	40.00	40.00	85.00
8	Karthik Kudari	20S10114	STA	16	9	57	32	80.00	90.00	71.25	80.00
			MAT	11		51		36.67	0.00	42.50	0.00
			PHY	8	3	32	28	40.00	30.00	40.00	70.00
9	KasanaJee	20S10115	STA	13	8	38	35	65.00	80.00	47.50	87.50
			MAT	18		34		60.00	0.00	28.33	0.00
			PHY	4	8	11	33	20.00	80.00	13.75	82.50
10	Kavya Hadapad	20S10121	STA	16	9	52	40	80.00	90.00	65.00	100.00
			MAT	29		82		96.67	0.00	68.33	0.00
			CHE	13	10	24	38	65.00	100.00	30.00	95.00

B.Sc. VI Semester Statistics 2023												
Sl. No.	NAME OF THE STUDENTS	REG. NO.	CO	MARKS OBTAINED				PERCENTAGE				
				IA (TH)	IA (PR)	SEM END (TH)	SEM END (PR)	IA (TH)	IA (PR)	SEM END (TH)	SEM END (PR)	
1	Aishwarya M S	20S10015	STA	19	9	59	40	95.00	90.00	73.75	100.00	
			MAT	8		40		26.67	0.00	33.33	0.00	
			CHE	15	10	57	35	75.00	100.00	71.25	87.50	
2	Ajaya kumar	20S10016	STA	17	9	57	36	85.00	90.00	71.25	90.00	
			MAT	13		75		43.33	0.00	62.50	0.00	
			PHY	13	6	52	35	65.00	60.00	65.00	87.50	
3	Archana Chikanal	20S10034	STA	19	9	70	39	95.00	90.00	87.50	97.50	
			MAT	16		75		53.33	0.00	62.50	0.00	
			PHY	19	9	51	34	95.00	90.00	63.75	85.00	
4	Basappa Kerur	20S10048	STA	9	8	51	34	45.00	80.00	63.75	85.00	
			MAT	3		70		10.00	0.00	58.33	0.00	
			PHY	10	8	46	22	50.00	80.00	57.50	55.00	
5	Basavaraj Rotti	20S10052	STA	15	10	58	36	75.00	100.00	72.50	90.00	
			MAT	14		76		46.67	0.00	63.33	0.00	
			PHY	14	10	43	36	70.00	100.00	53.75	90.00	
6	Deepak Rajgoudar	20S10084	STA	12	9	68	36	60.00	90.00	85.00	90.00	
			MAT	9		72		30.00	0.00	60.00	0.00	
			PHY	15	9	54	36	75.00	90.00	67.50	90.00	
7	Hanumanthrai Patil	20S10103	STA	16	10	48	36	80.00	100.00	60.00	90.00	
			MAT	19		90		63.33	0.00	75.00	0.00	
			PHY	14	9	32	36	70.00	90.00	40.00	90.00	
8	Karthik Kudari	20S10114	STA	8	9	55	33	40.00	90.00	68.75	82.50	
			MAT	8		69		26.67	0.00	57.50	0.00	
			PHY	5	5	42	22	25.00	50.00	52.50	55.00	
9	KasanaJee	20S10115	STA	15	9	49	37	75.00	90.00	61.25	92.50	
			MAT	14		42		46.67	0.00	35.00	0.00	
			PHY	4	7	32	31	20.00	70.00	40.00	77.50	
10	Kavya Hadapad	20S10121	STA	15	9	53	38	75.00	90.00	66.25	95.00	
			MAT	11		69		36.67	0.00	57.50	0.00	
			CHE	11	10	53	38	55.00	100.00	66.25	95.00	

B. Sc V SEM - PCM 2022-2023											
Sl. No.	NAME OF THE STUDENTS	REG. NO.	CO	MARKS OBTAINED				PERCENTAGE			
				IA (TH)	IA (PR)	SEM END (TH)	SEM END (PR)	IA (TH)	IA (PR)	SEM END (TH)	SEM END (PR)
1	Anilkumar Honnalli	20S10026	M	29		81		96.67	0.00	67.50	0.00
			P	14	9	32	37	70.00	90.00	40.00	92.50
			C	17	8	51	35	85.00	80.00	63.75	87.50
2	Asif S Virapur	20S10042	M	28		99		93.33		82.50	
			P	10	9	39	36	50.00	90.00	48.75	90.00
			C	14	8	60	39	70.00	80.00	75.00	97.50
3	Asif Bhanahatti	20S10043	M	27		108		90.00		90.00	
			P	15	9	43	38	75.00	90.00	53.75	95.00
			C	17	10	67	39	85.00	100.00	83.75	97.50
4	Basangouda R S	20S10047	M	21		54		70.00		45.00	
			P	4	8	47	32	20.00	80.00	58.75	80.00
			C	12	9	62	37	60.00	90.00	77.50	92.50
5	Basavaraj S Nittur	20S10054	M	26		95		86.67		79.17	
			P	8	10	53	37	40.00	100.00	66.25	92.50
			C	18	10	54	40	90.00	100.00	67.50	100.00
6	Bhagylaxmi C J	20S10056	M	29		94		96.67		78.33	
			P	13	9	44	37	65.00	90.00	55.00	92.50
			C	16	10	56	40	80.00	100.00	70.00	100.00
7	Bhavva Jalli	20S10060	M	29		101		96.67		84.17	
			P	13	8	61	38	65.00	80.00	76.25	95.00
			C	17	8	63	39	85.00	80.00	78.75	97.50
8	Chennamma	20S10075	M	29		88		96.67		73.33	
			P	11	7	58	35	55.00	70.00	72.50	87.50
			C	20	8	50	38	100.00	80.00	62.50	95.00
9	G Aravindakumar Reddy	20S10090	M	28		120		93.33		100.00	
			P	14	9	40	33	70.00	90.00	50.00	82.50
			C	16	10	68	40	80.00	100.00	85.00	100.00
10	Jayalaxmi Goudar	20S10108	M	28		100		93.33		83.33	
			P	15	7	46	36	75.00	70.00	57.50	90.00
			C	18	10	58	39	90.00	100.00	72.50	97.50

12	Megha Doddamani	20S10173	M	27		73		90.00		60.83	
			P	12	9	34	38	60.00	90.00	42.50	95.00
			C	17	10	56	38	85.00	100.00	70.00	95.00
13	Muskan Ramdurga	20S10180	M	28		79		93.33		65.83	
			P	9	8	34	34	45.00	80.00	42.50	85.00
			C	16	8	54	40	80.00	80.00	67.50	100.00
14	Pallavai Angadi	20S10197	M	30		116		100.00		96.67	
			P	18	10	41	39	90.00	100.00	51.25	97.50
			C	15	10	69	40	75.00	100.00	86.25	100.00
15	Poornima M S	20S10205	M	29		109		96.67		90.83	
			P	20	10	42	39	100.00	100.00	52.50	97.50
			C	19	10	68	40	95.00	100.00	85.00	100.00
16	Ranjita Kallimani	20S10240	M	28		110		93.33		91.67	
			P	13	9	42	37	65.00	90.00	52.50	92.50
			C	18	10	55	39	90.00	100.00	68.75	97.50
17	Rita Sunagar	20S10246	M	29		93		96.67		77.50	
			P	15	7	45	38	75.00	70.00	56.25	95.00
			C	18	10	68	40	90.00	100.00	85.00	100.00
18	Sangayya hiremath	20S10278	M	25		84		83.33		70.00	
			P	11	9	33	36	55.00	90.00	41.25	90.00
			C	16	8	59	40	80.00	80.00	73.75	100.00

B. Sc VI SEM - PCM 2022-2023											
Sl. No.	NAME OF THE STUDENTS	REG. NO.	CO	MARKS OBTAINED				PERCENTAGE			
				IA (TH)	IA (PR)	SEM END (TH)	SEM END (PR)	IA (TH)	IA (PR)	SEM END (TH)	SEM END (PR)
1	Anilkumar Honnalli	20S10026	M	30		65		100.00		54.17	
			P	14	9	38	26	70.00	90.00	47.50	65.00
			C	12	10	40	36	60.00	100.00	50.00	90.00
2	Asif S Virapur	20S10042	M	28		67		93.33		55.83	
			P	11	6	63	30	55.00	60.00	78.75	75.00
			C	12	10	51	37	60.00	100.00	63.75	92.50
3	Asif Bhanahatti	20S10043	M	24		85		80.00		70.83	
			P	10	10	69	34	50.00	100.00	86.25	85.00
			C	16	10	50	36	80.00	100.00	62.50	90.00

4	Basangouda R S	20S10047	M	15		14		50.00		11.67	
			P	7	4	38	32	35.00	40.00	47.50	80.00
			C	7	7	42	36	35.00	70.00	52.50	90.00
5	Basavaraj S Nittur	20S10054	M	15		76		50.00		63.33	
			P	9	10	52	38	45.00	100.00	65.00	95.00
			C	9	10	39	36	45.00	100.00	48.75	90.00
6	Bhagyalaxmi C J	20S10056	M	24		93		80.00		77.50	
			P	9	8	50	22	45.00	80.00	62.50	55.00
			C	8	10	47	37	40.00	100.00	58.75	92.50
7	Bhavya Jalli	20S10060	M	27		70		90.00		58.33	
			P	11	9	44	34	55.00	90.00	55.00	85.00
			C	11	8	55	36	55.00	80.00	68.75	90.00
8	Chennamma	20S10075	M	27		96		90.00		80.00	
			P	9	7	49	35	45.00	70.00	61.25	87.50
			C	12	8	56	37	60.00	80.00	70.00	92.50
9	G Aravindakumar Reddy	20S10090	M	28		110		93.33		91.67	
			P	7	9	74	37	35.00	90.00	92.50	92.50
			C	18	9	65	37	90.00	90.00	81.25	92.50
10	Jayalaxmi Goudar	20S10108	M	27		78		90.00		65.00	
			P	13	9	56	20	65.00	90.00	70.00	50.00
			C	15	9	67	38	75.00	90.00	83.75	95.00
12	Megha Doddamani	20S10173	M	23		66		76.67		55.00	
			P	13	8	57	30	65.00	80.00	71.25	75.00
			C	13	9	59	36	65.00	90.00	73.75	90.00
13	Muskan Ramdurga	20S10180	M	21		74		70.00		61.67	
			P	8	9	59	28	40.00	90.00	73.75	70.00
			C	10	8	42	36	50.00	80.00	52.50	90.00
14	Pallavai Angadi	20S10197	M	30		105		100.00		87.50	
			P	15	10	79	37	75.00	100.00	98.75	92.50
			C	16	10	64	37	80.00	100.00	80.00	92.50
15	Poornima M S	20S10205	M	30		114		100.00		95.00	
			P	17	10	65	39	85.00	100.00	81.25	97.50
			C	19	10	66	38	95.00	100.00	82.50	95.00
16	Ranjita Kallimani	20S10240	M	27		88		90.00		73.33	

			P	11	9	56	18	55.00	90.00	70.00	45.00
			C	12	9	53	37	60.00	90.00	66.25	92.50
17	Rita Sunagar	20S10246	M	17		85		56.67		70.83	
			P	12	9	54	16	60.00	90.00	67.50	40.00
			C	14	10	42	36	70.00	100.00	52.50	90.00
18	Sangayya hiremath	20S10278	M	23		89		76.67		74.17	
			P	7	7	59	30	35.00	70.00	73.75	75.00
			C	9	9	32	35	45.00	90.00	40.00	87.50

B.Sc. V Semester (CBCS) IFF 2022-23											
Sl. No.	NAME OF THE STUDENTS	REG. NO.	CO	MARKS OBTAINED				PERCENTAGE			
				IA (TH)	IA (PR)	SEM END (TH)	SEM END (PR)	IA (TH)	IA (PR)	SEM END (TH)	SEM END (PR)
1	DAMODAR DHANNUR	20S10086	CHE	13	10	26	37	65.00	100.00	32.50	92.50
			BOT	10	8	47	27	50.00	80.00	58.75	67.50
			IFF	17	10	62	37	85.00	100.00	77.50	92.50
2	HALASIDDHANT T. ARABHAVI	20S10102	CHE	12	8	26	36	60.00	80.00	32.50	90.00
			ZOO	12	10	56	36	60.00	100.00	70.00	90.00
			IFF	16	10	74	39	80.00	100.00	92.50	97.50
3	KAVERI CHIKMATH	20S10116	CHE	14	10	48	38	70.00	100.00	60.00	95.00
			BOT	15	9	46	32	75.00	90.00	57.50	80.00
			IFF	17	9	76	39	85.00	90.00	95.00	97.50
4	MANIKANTHA	20S10158	CHE	12	8	32	37	60.00	80.00	40.00	92.50
			BOT	11	8	71	26	55.00	80.00	88.75	65.00
			IFF	19	10	71	39	95.00	100.00	88.75	97.50
5	MEHRIN K SHAIKH	20S10176	CHE	18	9	44	38	90.00	90.00	55.00	95.00
			ZOO	19	10	60	39	95.00	100.00	75.00	97.50
			IFF	19	10	70	40	95.00	100.00	87.50	100.00
6	NANDA G. CHIKNARAGUND	20S10184	CHE	12	10	62	39	60.00	100.00	77.50	97.50
			BOT	13	9	66	29	65.00	90.00	82.50	72.50
			IFF	17	10	63	39	85.00	100.00	78.75	97.50
7	SAHANA PYATI	20S10270	CHE	12	9	46	39	60.00	90.00	57.50	97.50
			BOT	9	8	49	27	45.00	80.00	61.25	67.50
			IFF	17	10	62	39	85.00	100.00	77.50	97.50
8	SAHANA Y KATTIMANI	20S10272	CHE	11	10	60	40	55.00	100.00	75.00	100.00
			ZOO	17	10	63	39	85.00	100.00	78.75	97.50
			IFF	17	10	69	40	85.00	100.00	86.25	100.00

B.Sc. VI Semester (CBCS) IFF 2022-23											
Sl. No.	NAME OF THE STUDENTS	REG. NO.	CO	MARKS OBTAINED				PERCENTAGE			
				IA (TH)	IA (PR)	SEM END (TH)	SEM END (PR)	IA (TH)	IA (PR)	SEM END (TH)	SEM END (PR)
1	DAMODAR DHANNUR	20S10086	CHE	13	9	22	30	65.00	90.00	27.50	75.00
			BOT	8	8	32	28	40.00	80.00	40.00	70.00

2	HALASIDDHANT T. ARABHAVI	20S10102	IFF	17	10	61	38	85.00	100.00	76.25	95.00
			CHE	14	10	42	37	70.00	100.00	52.50	92.50
			ZOO	11	9	52	31	55.00	90.00	65.00	77.50
3	KAVERI CHIKMATH	20S10116	IFF	17	10	64	40	85.00	100.00	80.00	100.00
			CHE	19	10	66	35	95.00	100.00	82.50	87.50
			BOT	14	9	54	37	70.00	90.00	67.50	92.50
4	MANIKANTHA	20S10158	IFF	20	10	75	40	100.00	100.00	93.75	100.00
			CHE	13	9	38	37	65.00	90.00	47.50	92.50
			BOT	15	10	73	37	75.00	100.00	91.25	92.50
5	MEHRIN K SHAIKH	20S10176	IFF	19	10	74	40	95.00	100.00	92.50	100.00
			CHE	13	9	35	32	65.00	90.00	43.75	80.00
			ZOO	18	9	67	35	90.00	90.00	83.75	87.50
6	NANDA G. CHIKNARAGUND	20S10184	IFF	20	10	78	40	100.00	100.00	97.50	100.00
			CHE	17	10	59	30	85.00	100.00	73.75	75.00
			BOT	14	9	72	39	70.00	90.00	90.00	97.50
7	SAHANA PYATI	20S10270	IFF	20	10	74	39	100.00	100.00	92.50	97.50
			CHE	19	10	32	32	95.00	100.00	40.00	80.00
			BOT	13	8	70	29	65.00	80.00	87.50	72.50
8	SAHANA Y KATTIMANI	20S10272	IFF	19	10	71	37	95.00	100.00	88.75	92.50
			CHE	14	10	35	33	70.00	100.00	43.75	82.50
			ZOO	15	9	53	36	75.00	90.00	66.25	90.00
			IFF	20	10	75	40	100.00	100.00	93.75	100.00

B.Sc. V Semester (CBCS) GENETICS 2022-23											
Sl. No.	NAME OF THE STUDENTS	REG. NO.	CO	MARKS OBTAINED				PERCENTAGE			
				IA (TH)	IA (PR)	SEM END (TH)	SEM END (PR)	IA (TH)	IA (PR)	SEM END (TH)	SEM END (PR)
1	ABHISHEK R. N.	20S10005	GEN	14	8	45	27	70	80	56.25	67.5
			CHE	11	8	40	38	55	80	50	95
			BOT	15	6	67	32	75	60	83.75	80
2	BHARGAVI PEERANNAVAR	20S10059	GEN	20	10	70	37	100	100	87.5	92.5
			CHE	20	9	58	37	100	90	72.5	92.5
			ZOO	19	10	66	39	95	100	82.5	97.5
3	BHOOMIKA BYADAGI	20S10063	GEN	16	9	52	36	80	90	65	90
			CHE	14	9	42	38	70	90	52.5	95
			ZOO	13	9	68	38	65	90	85	95
4	BRUNDA HUCCHAMMANAVAR	20S10068	GEN	16	6	53	32	80	60	66.25	80
			CHE	12	10	32	39	60	100	40	97.5
			BOT	12	8	68	37	60	80	85	92.5
5	JYOTI MADIVAL	20S10111	GEN	20	10	67	37	100	100	83.75	92.5
			CHE	17	9	57	38	85	90	71.25	95
			ZOO	19	10	70	39	95	100	87.5	97.5
6	MALATESH HULYAL	20S10153	GEN	10	8	57	29	50	80	71.25	72.5
			CHE	14	8	35	37	70	80	43.75	92.5
			BOT	14	7	70	24	70	70	87.5	60
7	MAMTA LAMANI	20S10156	GEN	12	9	37	31	60	90	46.25	77.5
			CHE	11	9	24	38	55	90	30	95
			BOT	11	9	49	30	55	90	61.25	75
8	MANOJ KAMMAR	20S10163	GEN	18	10	70	36	90	100	87.5	90
			CHE	16	9	41	39	80	90	51.25	97.5
			BOT	16	9	77	38	80	90	96.25	95
9	MANU RAIKOTY	20S10165	GEN	18	8	56	36	90	80	70	90
			CHE	10	9	56	39	50	90	70	97.5
			ZOO	12	9	55	40	60	90	68.75	100
10	NINGANGOURA PATIL	20S10194	GEN	20	10	64	38	100	100	80	95
			CHE	17	9	69	37	85	90	86.25	92.5
			BOT	15	8	68	34	75	80	85	85

B.Sc. VI Semester (CBCS) GENETICS 2022-23											
Sl. No.	NAME OF THE STUDENTS	REG. NO.	CO	MARKS OBTAINED				PERCENTAGE			
				IA (TH)	IA (PR)	SEM END (TH)	SEM END (PR)	IA (TH)	IA (PR)	SEM END (TH)	SEM END (PR)
1	ABHISHEK R. N.	20S10005	GEN	8	8	57	34	40	80	71.25	85
			CHE	15	9	32	33	75	90	40	82.5
			BOT	12	9	61	32	60	90	76.25	80
2	BHARGAVI PEERANNAVAR	20S10059	GEN	20	10	72	40	100	100	90	100
			CHE	20	10	73	39	100	100	91.25	97.5
			ZOO	20	10	70	37	100	100	87.5	92.5
3	BHOOMIKA BYADAGI	20S10063	GEN	13	10	60	32	65	100	75	80
			CHE	12	8	32	35	60	80	40	87.5
			ZOO	16	10	60	39	80	100	75	97.5
4	BRUNDA HUCCHAMMANAVAR	20S10068	GEN	15	9	68	38	75	90	85	95
			CHE	10	9	61	32	50	90	76.25	80
			BOT	17	10	62	35	85	100	77.5	87.5
5	JYOTI MADIVAL	20S10111	GEN	17	10	70	40	85	100	87.5	100
			CHE	20	10	71	32	100	100	88.75	80
			ZOO	19	10	70	37	95	100	87.5	92.5
6	MALATESH HULYAL	20S10153	GEN	9	9	54	34	45	90	67.5	85
			CHE	10	7	59	36	50	70	73.75	90
			BOT	9	8	60	40	45	80	75	100
7	MAMTA LAMANI	20S10156	GEN	9	8	44	36	45	80	55	90
			CHE	7	10	54	35	35	100	67.5	87.5
			BOT	12	10	51	34	60	100	63.75	85
8	MANOJ KAMMAR	20S10163	GEN	17	9	67	39	85	90	83.75	97.5
			CHE	16	10	75	37	80	100	93.75	92.5
			BOT	17	10	73	40	85	100	91.25	100
9	MANU RAIKOTY	20S10165	GEN	12	9	64	40	60	90	80	100
			CHE	4	9	56	32	20	90	70	80
			ZOO	13	9	70	38	65	90	87.5	95
10	NINGANGOURA PATIL	20S10194	GEN	18	9	70	38	90	90	87.5	95
			CHE	18	9	76	37	90	90	95	92.5
			BOT	16	10	73	38	80	100	91.25	95

B.Sc. V Semester (CBCS) BIOTECHNOLOGY 2022-23											
Sl. No.	NAME OF THE STUDENTS	REG. NO.	CO	MARKS OBTAINED				PERCENTAGE			
				IA (TH)	IA (PR)	SEM END (TH)	SEM END (PR)	IA (TH)	IA (PR)	SEM END (TH)	SEM END (PR)
1	AKSHATA MARED	20S10020	BT	19	10	73	38	95.00	100.00	91.25	95.00
			CHE	14	10	40	38	70.00	100.00	50.00	95.00
			BOT	17	8	72	37	85.00	80.00	90.00	92.50
2	AKSHAY HEGADE	20S10021	BT	20	10	75	40	100.00	100.00	93.75	100.00
			CHE	19	10	49	40	95.00	100.00	61.25	100.00
			ZOO	18	9	71	39	90.00	90.00	88.75	97.50
3	ANJU LAMANI	20S10028	BT	18	10	77	39	90.00	100.00	96.25	97.50
			CHE	16	10	50	40	80.00	100.00	62.50	100.00
			ZOO	17	9	73	39	85.00	90.00	91.25	97.50
4	ANUSHA GOUDAR	20S10031	BT	16	10	67	39	80.00	100.00	83.75	97.50
			CHE	13	10	54	38	65.00	100.00	67.50	95.00
			BOT	15	9	67	33	75.00	90.00	83.75	82.50
5	APARNA KARANI	20S10033	BT	20	10	71	38	100.00	100.00	88.75	95.00
			CHE	14	9	48	39	70.00	90.00	60.00	97.50
			BOT	18	9	70	39	90.00	90.00	87.50	97.50
6	B. DINESH	20S10045	BT	0	7	58	31	0.00	70.00	72.50	77.50
			CHE	7	9	48	36	35.00	90.00	60.00	90.00
			ZOO	9	8	48	39	45.00	80.00	60.00	97.50
7	BASAVARAJ NARAYANPUR	20S10053	BT	15	10	64	40	75.00	100.00	80.00	100.00
			CHE	13	8	43	38	65.00	80.00	53.75	95.00
			ZOO	17	8	63	38	85.00	80.00	78.75	95.00
8	BHUMIKA SURYAVANSHI	20S10064	BT	17	10	71	39	85.00	100.00	88.75	97.50
			CHE	15	10	46	40	75.00	100.00	57.50	100.00
			BOT	18	8	77	39	90.00	80.00	96.25	97.50
9	KHWAJABI NAIKWADI	20S10123	BT	17	10	68	38	85.00	100.00	85.00	95.00
			CHE	18	8	53	38	90.00	80.00	66.25	95.00
			ZOO	15	9	60	39	75.00	90.00	75.00	97.50
10	MAHALAXMI GOBBER	20S10144	BT	19	10	76	40	95.00	100.00	95.00	100.00
			CHE	17	8	53	38	85.00	80.00	66.25	95.00
			ZOO	18	9	70	39	90.00	90.00	87.50	97.50

B.Sc. VI Semester (CBCS) BIOTECHNOLOGY 2022-23											
Sl. No.	NAME OF THE STUDENTS	REG. NO.	CO	MARKS OBTAINED				PERCENTAGE			
				IA (TH)	IA (PR)	SEM END (TH)	SEM END (PR)	IA (TH)	IA (PR)	SEM END (TH)	SEM END (PR)
1	AKSHATA MARED	20S10020	BT	20	10	65	38	100.00	100.00	81.25	95.00
			CHE	15	8	49	35	75.00	80.00	61.25	87.50
			BOT	16	10	65	37	80.00	100.00	81.25	92.50
2	AKSHAY HEGADE	20S10021	BT	20	10	71	40	100.00	100.00	88.75	100.00
			CHE	20	9	71	36	100.00	90.00	88.75	90.00
			ZOO	20	10	71	40	100.00	100.00	88.75	100.00
3	ANJU LAMANI	20S10028	BT	19	9	74	39	95.00	90.00	92.50	97.50
			CHE	16	9	64	35	80.00	90.00	80.00	87.50
			ZOO	19	9	75	37	95.00	90.00	93.75	92.50
4	ANUSHA GOUDAR	20S10031	BT	17	10	62	38	85.00	100.00	77.50	95.00
			CHE	16	10	64	38	80.00	100.00	80.00	95.00
			BOT	13	10	62	39	65.00	100.00	77.50	97.50
5	APARNA KARANI	20S10033	BT	19	10	68	38	95.00	100.00	85.00	95.00
			CHE	14	10	53	36	70.00	100.00	66.25	90.00
			BOT	18	10	66	37	90.00	100.00	82.50	92.50
6	B. DINESH	20S10045	BT	9	9	65	33	45.00	90.00	81.25	82.50
			CHE	6	5	54	31	30.00	50.00	67.50	77.50
			ZOO	13	8	60	37	65.00	80.00	75.00	92.50
7	BASAVARAJ NARAYANPUR	20S10053	BT	20	10	70	40	100.00	100.00	87.50	100.00
			CHE	12	8	41	23	60.00	80.00	51.25	57.50
			ZOO	18	9	70	37	90.00	90.00	87.50	92.50
8	BHUMIKA SURYAVANSHI	20S10064	BT	18	10	75	40	90.00	100.00	93.75	100.00
			CHE	12	10	62	35	60.00	100.00	77.50	87.50
			BOT	18	10	70	39	90.00	100.00	87.50	97.50
9	KHWAJABI NAIKWADI	20S10123	BT	18	9	56	39	90.00	90.00	70.00	97.50
			CHE	14	6	49	36	70.00	60.00	61.25	90.00
			ZOO	15	9	62	37	75.00	90.00	77.50	92.50
10	MAHALAXMI GOBBER	20S10144	BT	19	10	77	40	95.00	100.00	96.25	100.00
			CHE	17	9	77	35	85.00	90.00	96.25	87.50
			ZOO	19	9	76	38	95.00	90.00	95.00	95.00

B.Sc. V Semester (CBCS) Fs. & Criminology 2022-23								
Sl. No.	NAME OF THE STUDENTS	REG. NO.	CO	MARKS OBTAINED				IA (TH)
				IA (TH)	IA (PR)	SEM END (TH)	SEM END (PR)	
1	ADARSH DAVID	20S10006	FS	17	9	57	35	85.00
			AN	15	4	78	30	75.00
			GEOG	17	9	63	38	85.00
2	ADITYA	20S10007	FS	16	9	52	33	80.00
			CHE	10	9	49	37	50.00
			ZOO	10	5	46	22	50.00
3	AISHWARYA GANIGER	20S10010	FS	18	9	56	35	90.00
			M	29		105		96.67
			P	18	10	63	38	90.00
4	AISHWARYA HIREGODAR	20S10012	FS	19	8	62	33	95.00
			ZOO	15	8	58	38	75.00
			AN	15	7	78	33	75.00
5	AISHWARYA L.N.	20S10014	FS	19	10	54	34	95.00
			CHE	10	9	35	37	50.00
			AN	15	6	79	33	75.00
6	AMOGH R.	20S10025	FS	16	10	56	34	80.00
			CHE	9	10	43	38	45.00
			AN	10	6	78	39	50.00
7	ARJUN G.S.	20S10035	FS	18	9	55	36	90.00
			ZOO	16	9	63	36	80.00
			AN	16	6	78	40	80.00
8	ARUN DHARWAD	20S10036	FS	17	9	55	35	85.00
			AN	11	5	78	28	55.00
			GEOG	17	9	66	38	85.00
9	ASHWATHI R. MENON	20S10039	FS	18	10	51	39	90.00
			CHE	18	10	51	40	90.00
			ZOO	18	9	55	37	90.00
10	AHSWINI	20S10040	FS	18	10	58	38	90.00
			ZOO	18	10	71	38	90.00
			AN	18	8	76	40	90.00

B.Sc. VI Semester (CBCS) Fs. & Criminology 2022-23								
Sl. No.	NAME OF THE STUDENTS	REG. NO.	CO	MARKS OBTAINED				IA (TH)
				IA (TH)	IA (PR)	SEM END (TH)	SEM END (PR)	
1	ADARSH DAVID	20S10006	FS	16	9	66	32	80.00
			AN	16	7	59	29	80.00
			GEOG	16	9	54	38	80.00
2	ADITYA	20S10007	FS	10	7	71	31	50.00
			CHE	9	8	32	37	45.00
			ZOO	13	5	60	37	65.00
3	AISHWARYA GANIGER	20S10010	FS	18	9	72	36	90.00
			M	18		79		60.00

			P	17	9	67	38	85.00
4	AISHWARYA HIREGOUDAR	20S10012	FS	18	8	71	36	90.00
			ZOO	13	8	62	38	65.00
			AN	14	8	71	40	70.00
5	AISHWARYA L.N.	20S10014	FS	18	9	69	35	90.00
			CHE	15	10	46	35	75.00
			AN	20	10	72	40	100.00
6	AMOGH R.	20S10025	FS	9	8	71	32	45.00
			CHE	9	9	24	37	45.00
			AN	10	8	65	35	50.00
7	ARJUN G.S.	20S10035	FS	12	9	71	30	60.00
			ZOO	11	8	70	34	55.00
			AN	18	8	60	37	90.00
8	ARUN DHARWAD	20S10036	FS	9	10	33	36	45.00
			AN	16	7	69	33	80.00
			GEOG	16	9	63	38	80.00
9	ASHWATHI R. MENON	20S10039	FS	17	9	70	34	85.00
			CHE	19	8	49	38	95.00
			ZOO	17	6	63	39	85.00
10	AHSWINI	20S10040	FS	18	9	70	37	90.00
			ZOO	19	9	70	35	95.00
			AN	20	10	76	40	100.00

PERCENTAGE		
IA (PR)	SEM END (TH)	SEM END (PR)
90.00	71.25	87.50
40.00	97.50	75.00
90.00	78.75	95.00
90.00	65.00	82.50
90.00	61.25	92.50
50.00	57.50	55.00
90.00	70.00	87.50
0.00	87.50	0.00
100.00	78.75	95.00
80.00	77.50	82.50
80.00	72.50	95.00
70.00	97.50	82.50
100.00	67.50	85.00
90.00	43.75	92.50
60.00	98.75	82.50
100.00	70.00	85.00
100.00	53.75	95.00
60.00	97.50	97.50
90.00	68.75	90.00
90.00	78.75	90.00
60.00	97.50	100.00
90.00	68.75	87.50
50.00	97.50	70.00
90.00	82.50	95.00
100.00	63.75	97.50
100.00	63.75	100.00
90.00	68.75	92.50
100.00	72.50	95.00
100.00	88.75	95.00
80.00	95.00	100.00

PERCENTAGE		
IA (PR)	SEM END (TH)	SEM END (PR)
90.00	82.50	80.00
70.00	73.75	72.50
90.00	67.50	95.00
70.00	88.75	77.50
80.00	40.00	92.50
50.00	75.00	92.50
90.00	90.00	90.00
0.00	65.83	0.00

90.00	83.75	95.00
80.00	88.75	90.00
80.00	77.50	95.00
80.00	88.75	100.00
90.00	86.25	87.50
100.00	57.50	87.50
100.00	90.00	100.00
80.00	88.75	80.00
90.00	30.00	92.50
80.00	81.25	87.50
90.00	88.75	75.00
80.00	87.50	85.00
80.00	75.00	92.50
100.00	41.25	90.00
70.00	86.25	82.50
90.00	78.75	95.00
90.00	87.50	85.00
80.00	61.25	95.00
60.00	78.75	97.50
90.00	87.50	92.50
90.00	87.50	87.50
100.00	95.00	100.00

B.Sc. V Semester MICROBIOLOGY 2022-23											
Sl. No.	NAME OF THE STUDENTS	REG. NO.	CO	MARKS OBTAINED				PERCENTAGE			
				IA (TH)	IA (PR)	SEM END (TH)	SEM END (PR)	IA (TH)	IA (PR)	SEM END (TH)	SEM END (PR)
1	Bushra Mulla	20S10069	C	6	9	59	38	30	90	73.75	95
			Z	15	9	60	38	75	90	75	95
			MIC	17	9	64	39	85	90	80	97.5
2	S K Boomika	20S10101	C	18	10	48	40	90	100	60	100
			Z	20	10	65	35	100	100	81.25	87.5
			MIC	20	10	69	40	100	100	86.25	100
3	Indrakumar Kolkar	20S10106	C	12	9	37	38	60	90	46.25	95
			B	10	7	58	35	50	70	72.5	87.5
			MIC	16	9	65	38	80	90	81.25	95
4	Kishore Magundnavar	20S10130	C	14	10	52	40	70	100	65	100
			B	18	9	67	39	90	90	83.75	97.5
			MIC	20	10	75	40	100	100	93.75	100
5	MaduSHREE R H	20S10143	C	13	10	38	40	65	100	47.5	100
			B	14	9	63	38	70	90	78.75	95
			MIC	17	10	60	38	85	100	75	95
6	Manoj Chittapur	20S10164	C	8	9	23	38	40	90	28.75	95
			Z	10	9	50	37	50	90	62.5	92.5
			MIC	8	8	50	36	40	80	62.5	90
7	Nikita Gudipati	20S10193	C	13	9	56	40	65	90	70	100
			B	16	9	73	36	80	90	91.25	90
			MIC	19	10	65	40	95	100	81.25	100
8	Priynka Hiremath	20S10224	C	15	10	58	40	75	100	72.5	100
			B	18	10	78	38	90	100	97.5	95
			MIC	19	10	77	40	95	100	96.25	100
9	Sahana B J	20S10266	C	15	9	60	39	75	90	75	97.5
			Z	14	9	64	39	70	90	80	97.5
			MIC	19	10	66	40	95	50	82.5	100
10	Sayad mulla	20S10274	C	14	9	64	38	70	90	80	95
			Z	13	9	65	38	65	90	81.25	95
			MIC	17	10	61	39	85	100	76.25	97.5

B.Sc. VI CBCS Semester MICROBIOLOGY 2022-23											
Sl. No.	NAME OF THE STUDENTS	REG. NO.	CO	MARKS OBTAINED				PERCENTAGE			
				IA (TH)	IA (PR)	SEM END (TH)	SEM END (PR)	IA (TH)	IA (PR)	SEM END (TH)	SEM END (PR)
1	Bushra Mulla	20S10069	C	17	9	32	27	85	90	40	67.5
			Z	14	9	65	38	70	90	81.25	95
			MIC	8	9	58	38	40	90	72.5	95
2	S K Boomika	20S10101	C	13	8	66	37	65	80	82.5	92.5
			Z	19	9	75	38	95	90	93.75	95
			MIC	19	10	64	39	95	100	80	97.5
3	Indrakumar Kolkar	20S10106	C	13	8	53	30	65	80	66.25	75
			B	15	9	64	35	75	90	80	87.5
			MIC	18	9	63	39	90	90	78.75	97.5
4	Kishore Magundnavar	20S10130	C	15	10	67	39	75	100	83.75	97.5
			B	18	9	70	38	90	90	87.5	95
			MIC	20	10	78	39	100	100	97.5	97.5
5	MaduSHREE R H	20S10143	C	14	8	43	33	70	80	53.75	82.5
			B	15	10	55	37	75	100	68.75	92.5
			MIC	17	10	60	39	85	100	75	97.5
6	Manoj Chittapur	20S10164	C	12	10	40	35	60	100	50	87.5
			Z	10	9	59	35	50	90	73.75	87.5
			MIC	9	10	61	38	45	100	76.25	95
7	Nikita Gudipati	20S10193	C	17	10	64	37	85	100	80	92.5
			B	16	10	70	40	80	100	87.5	100
			MIC	19	10	71	39	95	100	88.75	97.5
8	Priyanka Hiremath	20S10224	C	14	10	56	37	70	100	70	92.5
			B	18	10	72	39	90	100	90	97.5
			MIC	19	10	78	39	95	100	97.5	97.5
9	Sahana B J	20S10266	C	13	10	32	37	65	100	40	92.5
			Z	17	10	73	35	85	100	91.25	87.5
			MIC	20	10	76	40	100	100	95	100
10	Sayad mulla	20S10274	C	13	9	35	28	65	90	43.75	70
			Z	13	9	64	38	65	90	80	95
			MIC	18	10	75	39	90	100	93.75	97.5

B.Sc. V Semester Geography/ Geology 2022-2023											
Sl. No.	NAME OF THE STUDENTS	REG. NO.	CO	MARKS OBTAINED				PERCENTAGE			
				IA (TH)	IA (PR)	SEM END (TH)	SEM END (PR)	IA (TH)	IA (PR)	SEM END (TH)	SEM END (PR)
1	Adivappa G	20S10008	Geo	17	8	56	38	56.67	90.00	46.67	95.00
			Geol	13	8	42	32	65.00	80.00	52.50	80.00
			B	11	8	65	28	55.00	80.00	81.25	70.00
2	Akshaya Rajput	20S10022	Geo	16	7	67	39	80.00	70.00	83.75	97.50
			Geol	10	8	32	23	50.00	80.00	40.00	57.50
			Antho	10	7	78	28	50.00	70.00	97.50	70.00
3	Arunkumar M	20S10037	Geo	18	8	59	38	90.00	80.00	73.75	95.00
			Geol	8	9	33	38	40.00	90.00	41.25	95.00
			B	15	8	65	31	75.00	80.00	81.25	77.50
4	basavraj	20S10050	Geo	18	10	66	39	90.00	100.00	82.50	97.50
			Geol	16	8	60	33	80.00	80.00	75.00	82.50
			Antho	15	6	77	29	75.00	60.00	96.25	72.50
5	Danesh Gani	20S10080	Geo	15	7	45	37	75.00	70.00	56.25	92.50
			Geol	10	7	32	25	50.00	70.00	40.00	62.50
			C	10	9	44	37	50.00	90.00	55.00	92.50
6	Darashn meshtri	20S10082	Geo	15	8	48	37	75.00	80.00	60.00	92.50
			Geol	12	8	35	28	60.00	80.00	43.75	70.00
			C	11	10	33	36	55.00	100.00	41.25	90.00
7	Rakesh Nayak	20S10235	Geo	14	7	65	39	70.00	70.00	81.25	97.50
			Geol	16	7	62	35	80.00	70.00	77.50	87.50
			Antho	13	5	74	28	65.00	50.00	92.50	70.00
8	Ramesh Bajantri	20S10237	Geo	17	7	62	38	85.00	70.00	77.50	95.00
			Geol	12	7	27	19	60.00	70.00	33.75	47.50
			B	11	8	32	26	55.00	80.00	40.00	65.00
9	Rohit Singh	20S10256	Geo	14	8	63	37	70.00	80.00	78.75	92.50
			Geol	8	7	25	28	40.00	70.00	31.25	70.00
			Antho	10	5	75	28	50.00	50.00	93.75	70.00
10	Sanjeevini C Shinde	20S10280	Geo	19	10	64	39	95.00	100.00	80.00	97.50
			Geol	13	8	57	33	65.00	80.00	71.25	82.50
			Antho	18	6	76	40	90.00	60.00	95.00	100.00

B.Sc. VI CBCS Semester Geography/ Geology 2022-2023											
Sl. No.	NAME OF THE STUDENTS	REG. NO.	CO	MARKS OBTAINED				PERCENTAGE			
				IA (TH)	IA (PR)	SEM END (TH)	SEM END (PR)	IA (TH)	IA (PR)	SEM END (TH)	SEM END (PR)
1	Adivappa G	20S10008	Geo	17	10	59	38	56.67	90.00	49.17	95.00
			Geol	11	6	58	33	55.00	60.00	72.50	82.50
			B	11	9	50	35	55.00	90.00	62.50	87.50
2	Akshaya Rajput	20S10022	Geo	16	9	59	38	80.00	90.00	73.75	95.00
			Geol	15	8	62	30	75.00	80.00	77.50	75.00
			Antho	15	7	63	30	75.00	70.00	78.75	75.00
3	Arunkumar M	20S10037	Geo	18	10	61	38	90.00	100.00	76.25	95.00
			Geol	17	8	63	32	85.00	80.00	78.75	80.00
			B	13	9	66	36	65.00	90.00	82.50	90.00
4	basavraj	20S10050	Geo	18	9	65	40	90.00	90.00	81.25	100.00
			Geol	19	8	72	32	95.00	80.00	90.00	80.00
			Antho	19	8	74	34	95.00	80.00	92.50	85.00
5	Danesh Gani	20S10080	Geo	15	10	49	38	75.00	100.00	61.25	95.00
			Geol	12	7	41	35	60.00	70.00	51.25	87.50
			C	9	8	37	32	45.00	80.00	46.25	80.00
6	Darashn meshtri	20S10082	Geo	18	10	48	38	90.00	100.00	60.00	95.00
			Geol	7	6	43	25	35.00	60.00	53.75	62.50
			C	10	5	32	33	50.00	50.00	40.00	82.50
7	Rakesh Nayak	20S10235	Geo	15	9	62	39	75.00	90.00	77.50	97.50
			Geol	18	7	63	34	90.00	70.00	78.75	85.00
			Antho	14	8	73	30	70.00	80.00	91.25	75.00
8	Ramesh Bajantri	20S10237	Geo	17	10	55	39	85.00	100.00	68.75	97.50
			Geol	11	5	38	32	55.00	50.00	47.50	80.00
			B	9	7	37	28	45.00	70.00	46.25	70.00
9	Rohit Singh	20S10256	Geo	15	10	64	38	75.00	100.00	80.00	95.00
			Geol	6	3	36	35	30.00	30.00	45.00	87.50
			Antho	12	7	67	25	60.00	70.00	83.75	62.50
10	Sanjeevini C Shinde	20S10280	Geo	19	10	60	40	95.00	100.00	75.00	100.00
			Geol	18	9	72	38	90.00	90.00	90.00	95.00
			Antho	20	10	78	40	100.00	100.00	97.50	100.00

B.Sc. V CBCS Semester Electronics 2022-23

Sl. No.	NAME OF THE STUDENTS	REG. NO.	CO	MARKS OBTAINED				IA (TH)
				IA (TH)	IA (PR)	SEM END (TH)	SEM END (PR)	
1	Chandra shekar Morab	20S10071	M	28		109		93.33
			P	11	0	42	28	55.00
			E	16	10	61	39	80.00
2	Mahesh vaddar	20S10149	M	27		108		90.00
			P	9	9	36	39	45.00
			E	19	10	66	38	95.00
3	Megha	20S10170	M	28		111		93.33
			P	8	10	48	37	40.00
			E	17	10	58	36	85.00
4	Mithun Nayak	20S10177	M	22		75		73.33
			P	7	9	40	37	35.00
			E	13	10	58	38	65.00
5	Nanda Ullegaddi	20S10185	M	18		68		60.00
			P	7	9	41	36	35.00
			E	16	8	36	36	80.00
6	Pavan Kulkarni	20S10199	M	26		80		86.67
			P	13	9	32	34	65.00
			E	9	7	53	37	45.00
7	Prajwal Chikkalaki	20S10211	M	19		57		63.33
			P	7	8	32	34	35.00
			E	8	5	45	38	40.00
8	Saira banu Nadaf	20S10273	M	23		81		76.67
			P	14	6	42	38	70.00
			E	12	10	36	38	60.00

B.Sc. VI CBCS Semester Electronics 2022-23

Sl. No.	NAME OF THE STUDENTS	REG. NO.	CO	MARKS OBTAINED				IA (TH)
				IA (TH)	IA (PR)	SEM END (TH)	SEM END (PR)	
1	Chandra shekar Morab	20S10071	M	14		88		46.67
			P	15	9	59	37	75.00
			E	17	10	64	38	85.00
2	Mahesh vaddar	20S10149	M	21		110		70.00
			P	17	10	65	40	85.00
			E	20	10	71	38	100.00
3	Megha	20S10170	M	18		110		60.00
			P	18	6	58	34	90.00
			E	19	10	74	37	95.00
4	Mithun Nayak	20S10177	M	15		71		50.00
			P	15	9	59	38	75.00
			E	18	10	70	37	90.00
5	Nanda Ullegaddi	20S10185	M	11		80		36.67
			P	18	9	44	38	90.00
			E	18	9	59	35	90.00

6	Pavan Kulkarni	20S10199	M	19		65		63.33
			P	18	10	54	35	90.00
			E	17	10	62	37	85.00
7	Prajwal Chikkalaki	20S10211	M	14		69		46.67
			P	16	9	37	36	80.00
			E	14	8	44	35	70.00
8	Saira banu Nadaf	20S10273	M	18		101		60.00
			P	15	8	53	38	75.00
			E	19	8	54	35	95.00

PERCENTAGE		
IA (PR)	SEM END (TH)	SEM END (PR)
0.00	90.83	0.00
0.00	52.50	70.00
100.00	76.25	97.50
	90.00	
90.00	45.00	97.50
100.00	82.50	95.00
	92.50	
100.00	60.00	92.50
100.00	72.50	90.00
	62.50	
90.00	50.00	92.50
100.00	72.50	95.00
	56.67	
90.00	51.25	90.00
80.00	45.00	90.00
	66.67	
90.00	40.00	85.00
70.00	66.25	92.50
	47.50	
80.00	40.00	85.00
50.00	56.25	95.00
	67.50	
60.00	52.50	95.00
100.00	45.00	95.00

PERCENTAGE		
IA (PR)	SEM END (TH)	SEM END (PR)
	73.33	
90.00	73.75	92.50
100.00	80.00	95.00
	91.67	
100.00	81.25	100.00
100.00	88.75	95.00
	91.67	
60.00	72.50	85.00
100.00	92.50	92.50
	59.17	
90.00	73.75	95.00
100.00	87.50	92.50
	66.67	
90.00	55.00	95.00
90.00	73.75	87.50

	54.17	
100.00	67.50	87.50
100.00	77.50	92.50
	57.50	
90.00	46.25	90.00
80.00	55.00	87.50
	84.17	
80.00	66.25	95.00
80.00	67.50	87.50

B.Sc. (Computer Science) - V Semester 2022-23

Sl. No.	NAME OF THE STUDENTS	REG. NO.	CO	IA (TH)	Percentage	SEM END (TH)	Percentage
1	AISHWARYA KHEMLAPUR	20M10001	C01	20	100.00	75	93.75
			C02	20	100.00	77	96.25
			C03	20	100.00	64	80.00
			C04	17	85.00	66	82.50
			C05	10	100.00	40	100.00
			C06	10	100.00	40	100.00
2	AMOL RATHOD	20M10002	C01	10	50.00	71	88.75
			C02	19	95.00	74	92.50
			C03	18	90.00	58	72.50
			C04	10	50.00	64	80.00
			C05	9	90.00	31	77.50
			C06	10	100.00	26	65.00
3	KAVYA RATHOD	20M10011	C01	20	100.00	72	90.00
			C02	19	95.00	74	92.50
			C03	13	65.00	71	88.75
			C04	12	60.00	49	61.25
			C05	10	100.00	35	87.50
			C06	10	100.00	21	52.50
4	PRIYANKA RAJPUT	20M10021	C01	20	100.00	75	93.75
			C02	20	100.00	76	95.00
			C03	20	100.00	67	83.75
			C04	18	90.00	78	97.50
			C05	10	100.00	38	95.00
			C06	10	100.00	28	70.00
5	SHREYA SONNAD	20M10029	C01	20	100.00	70	87.50
			C02	20	100.00	72	90.00
			C03	20	100.00	51	63.75
			C04	18	90.00	60	75.00
			C05	10	100.00	40	100.00
			C06	10	100.00	35	87.50
			C01	20	100.00	75	93.75

6	OMSAINATH DANDIN	20M10019	C02	20	100.00	75	93.75
			C03	18	90.00	59	73.75
			C04	13	65.00	62	77.50
			C05	10	100.00	40	100.00
			C06	10	100.00	39	97.50
			C01	16	80.00	71	88.75
7	RAMESH HANASI	20M10022	C02	19	95.00	75	93.75
			C03	19	95.00	54	67.50
			C04	10	50.00	59	73.75
			C05	10	100.00	34	85.00
			C06	10	100.00	37	92.50
			C01	20	100.00	74	92.50
8	B.M. VENKATESHPARSAD	20U10005	C02	19	95.00	72	90.00
			C03	17	85.00	53	66.25
			C04	16	80.00	64	80.00
			C05	9	90.00	31	77.50
			C06	10	100.00	39	97.50
			C01	20	100.00	74	92.50
9	CHANNABASAVVA PATTANSHETTI	20U10008	C02	20	100.00	67	83.75
			C03	19	95.00	52	65.00
			C04	17	85.00	50	62.50
			C05	10	100.00	35	87.50
			C06	10	100.00	39	97.50
			C01	20	100.00	76	95.00
10	MADHU KALEKERI	20M10013	C02	20	100.00	75	93.75
			C03	20	100.00	62	77.50
			C04	17	85.00	64	80.00
			C05	10	100.00	37	92.50
			C06	10	100.00	38	95.00
			C01	14	70.00	72	90.00
11	CHAITRA S GANIGER	20M10007	C02	15	75.00	58	72.50
			C03	12	60.00	47	58.75
			C04	14	70.00	49	61.25

			C05	10	100.00	28	70.00
			C06	10	100.00	25	62.50
12	KRISHNA D NAGARAL	20M10012	C01	8	40.00	54	67.50
			C02	15	75.00	60	75.00
			C03	15	75.00	40	50.00
			C04	8	40.00	32	40.00
			C05	9	90.00	40	100.00
			C06	10	100.00	38	95.00
13	RANGEELA K DADDIMANI	20M10023	C01	8	40.00	50	62.50
			C02	17	85.00	53	66.25
			C03	15	75.00	40	50.00
			C04	4	20.00	40	50.00
			C05	10	100.00	32	80.00
			C06	7	70.00	16	40.00
14	SANTOSH RATHOD	20M10027	C01	8	40.00	57	71.25
			C02	15	75.00	69	86.25
			C03	19	95.00	38	47.50
			C04	7	35.00	39	48.75
			C05	9	90.00	39	97.50
			C06	10	100.00	23	57.50
15	SURYAKANT DADDIMANI	20M10031	C01	8	40.00	67	83.75
			C02	12	60.00	37	46.25
			C03	8	40.00	8	10.00
			C04	5	25.00	35	43.75
			C05	7	70.00	31	77.50
			C06	5	50.00	21	52.50
B.Sc. (Computer Science) - VI Semester 2022-23							
Sl. No.	NAME OF THE STUDENTS	REG. NO.	CO	IA (TH)	Percentage	SEM END (TH)	Percentage
1	AISHWARYA KHEMLAPUR	20M10001	C01	20	100.00	80	100.00
			C02	20	100.00	75	93.75
			C03	20	100.00	66	82.50
			C04	18	90.00	74	92.50
			C05	10	100.00	34	85.00

			C06	10	100.00	40	100.00
2	AMOL RATHOD	20M10002	C01	9	45.00	78	97.50
			C02	18	90.00	70	87.50
			C03	17	85.00	53	66.25
			C04	12	60.00	59	73.75
			C05	8	80.00	32	80.00
			C06	9	90.00	38	95.00
3	KAVYA RATHOD	20M10011	C01	20	100.00	75	93.75
			C02	15	75.00	72	90.00
			C03	17	85.00	54	67.50
			C04	14	70.00	62	77.50
			C05	10	100.00	37	92.50
			C06	10	100.00	39	97.50
4	PRIYANKA RAJPUT	20M10021	C01	20	100.00	80	100.00
			C02	20	100.00	78	97.50
			C03	20	100.00	62	77.50
			C04	16	80.00	74	92.50
			C05	10	100.00	35	87.50
			C06	10	100.00	37	92.50
5	SHREYA SONNAD	20M10029	C01	20	100.00	80	100.00
			C02	20	100.00	78	97.50
			C03	20	100.00	58	72.50
			C04	17	85.00	67	83.75
			C05	10	100.00	36	90.00
			C06	9	90.00	39	97.50
6	OMSAINATH DANDIN	20M10019	C01	20	100.00	77	96.25
			C02	17	85.00	74	92.50
			C03	19	95.00	55	68.75
			C04	18	90.00	67	83.75
			C05	10	100.00	35	87.50
			C06	10	100.00	38	95.00
7	RAMESH HANASI	20M10022	C01	11	55.00	76	95.00
			C02	13	65.00	68	85.00
			C03	15	75.00	48	60.00
7	RAMESH HANASI	20M10022	C04	12	60.00	66	82.50
			C05	8	80.00	38	95.00
			C06	10	100.00	37	92.50
8	B.M. VENKATESHPARSAD	20U10005	C01	20	100.00	77	96.25
			C02	18	90.00	74	92.50
			C03	19	95.00	61	76.25
			C04	14	70.00	64	80.00
			C05	7	70.00	35	87.50
			C06	10	100.00	39	97.50
9	CHANNABASAVVA PATTANSHETTI	20U10008	C01	14	70.00	73	91.25
			C02	18	90.00	74	92.50
			C03	20	100.00	58	72.50
			C04	14	70.00	51	63.75
			C05	10	100.00	38	95.00
			C06	9	90.00	38	95.00
10	MADHU KALEKERI	20M10013	C01	16	80.00	80	100.00
			C02	18	90.00	80	100.00
			C03	18	90.00	60	75.00
			C04	19	95.00	69	86.25
			C05	9	90.00	38	95.00
			C06	10	100.00	38	95.00
11	CHAITRA S GANIGER	20M10007	C01	16	80.00	67	83.75
			C02	15	75.00	79	98.75
			C03	17	85.00	58	72.50
			C04	15	75.00	74	92.50
			C05	10	100.00	34	85.00
			C06	10	100.00	37	92.50
12	KRISHNA D NAGARAL	20M10012	C01	3	15.00	56	70.00
			C02	14	70.00	54	67.50
			C03	14	70.00	43	53.75
			C04	12	60.00	52	65.00
			C05	8	80.00	39	97.50
			C06	9	90.00	16	40.00
			C01	4	20.00	62	77.50

13	RANGEELA K DADDIMANI	20M10023	C02	9	45.00	64	80.00
			C03	10	50.00	50	62.50
			C04	9	45.00	58	72.50
			C05	10	100.00	36	90.00
			C06	6	60.00	28	70.00
			C01	4	20.00	36	45.00
14	SANTOSH RATHOD	20M10027	C02	14	70.00	66	82.50
			C03	10	50.00	60	75.00
			C04	9	45.00	58	72.50
			C05	9	90.00	36	90.00
			C06	8	80.00	36	90.00
			C01	3	15.00	12	15.00
15	SURYAKANT DADDIMANI	20M10031	C02	9	45.00	15	18.75
			C03	10	50.00	32	40.00
			C04	8	40.00	34	42.50
			C05	7	70.00	33	82.50
			C06	7	70.00	25	62.50
			C01	3	15.00	12	15.00

B.Sc. (Computer Science) - V Semester 2019-20							
Sl. No.	NAME OF THE STUDENTS	REG. NO.	CO	IA (TH)	Percentage	SEM END (TH)	Percentage
1	AKASH D. KARIGAR	17M10004	C01	15	75.00	53	66.25
			C02	12	60.00	74	92.50
			C03	12	60.00	62	77.50
			C04	8	40.00	56	70.00
			C05	19	95.00	49	61.25
			C06	10	50.00	76	95.00
			C07	15	75.00	76	95.00
2	AQSABANU K. SHAIKH	17M10006	C01	19	95.00	40	50.00
			C02	17	85.00	77	96.25
			C03	19	95.00	65	81.25
			C04	20	100.00	61	76.25
			C05	14	70.00	56	70.00
			C06	19	95.00	65	81.25
			C07	19	95.00	70	87.50
3	BEERAPPA HEGDE	17M10007	C01	16	80.00	36	45.00
			C02	15	75.00	67	83.75
			C03	13	65.00	59	73.75
			C04	14	70.00	54	67.50
			C05	10	50.00	48	60.00
			C06	18	90.00	73	91.25
			C07	13	65.00	62	77.50
4	KEERTI R. BARKER	17M10012	C01	19	95.00	60	75.00
			C02	20	100.00	79	98.75
			C03	20	100.00	72	90.00
			C04	20	100.00	63	78.75
			C05	20	100.00	61	76.25
			C06	20	100.00	80	100.00
			C07	20	100.00	76	95.00
			C01	15	75.00	62	77.50
			C02	13	65.00	68	85.00
			C03	11	55.00	64	80.00

5	MADHUSHREE DAMBARALLI	17M10015	C04	15	75.00	50	62.50
			C05	13	65.00	51	63.75
			C06	18	90.00	77	96.25
			C07	17	85.00	60	75.00
6	NAGARATHNA CHAKRASALI	17M10020	C01	19	95.00	48	60.00
			C02	20	100.00	72	90.00
			C03	15	75.00	58	72.50
			C04	20	100.00	54	67.50
			C05	15	75.00	45	56.25
			C06	19	95.00	75	93.75
			C07	18	90.00	70	87.50
7	NIKITA G. GADAGIN	17M10023	C01	18	90.00	58	72.50
			C02	15	75.00	70	87.50
			C03	19	95.00	66	82.50
			C04	18	90.00	56	70.00
			C05	8	40.00	60	75.00
			C06	16	80.00	77	96.25
			C07	13	65.00	68	85.00
8	POOJA KOSHTI	17M10025	C01	18	90.00	61	76.25
			C02	20	100.00	73	91.25
			C03	20	100.00	61	76.25
			C04	20	100.00	66	82.50
			C05	18	90.00	62	77.50
			C06	20	100.00	74	92.50
			C07	18	90.00	57	71.25
9	SABHA KOWAR A SYED	17M10029	C01	20	100.00	63	78.75
			C02	18	90.00	69	86.25
			C03	17	85.00	72	90.00
			C04	17	85.00	54	67.50
			C05	13	65.00	52	65.00
			C06	19	95.00	72	90.00
			C07	16	80.00	73	91.25
			C01	16	80.00	53	66.25

10	SHIVAGANGADHAR SAVMSHI	17M10034	C02	10	50.00	70	87.50
			C03	12	60.00	53	66.25
			C04	15	75.00	60	75.00
			C05	10	50.00	46	57.50
			C06	15	75.00	63	78.75
			C07	14	70.00	50	62.50
			11	SIDDALINGESH JIGAJINNI	17M10040	C01	7
C02	5	25.00				46	57.50
C03	6	30.00				40	50.00
C04	7	35.00				41	51.25
C05	5	25.00				35	43.75
C06	13	65.00				38	47.50
C07	8	40.00				37	46.25
12	NAGALINGA CHANNADASAR	17M10018	C01	4	20.00	42	52.50
			C02	3	15.00	43	53.75
			C03	11	55.00	32	40.00
			C04	16	80.00	55	68.75
			C05	8	40.00	52	65.00
			C06	17	85.00	32	40.00
			C07	14	70.00	32	40.00
13	PURUSHOTTAM PATTANSHETTI	17M10028	C01	16	80.00	55	68.75
			C02	10	50.00	54	67.50
			C03	11	55.00	48	60.00
			C04	10	50.00	49	61.25
			C05	12	60.00	54	67.50
			C06	14	70.00	57	71.25
			C07	19	95.00	47	58.75
14	SHIVAKUMAR SAVADATTI	17M10036	C01	11	55.00	32	40.00
			C02	10	50.00	45	56.25
			C03	10	50.00	40	50.00
			C04	13	65.00	38	47.50
			C05	8	40.00	42	52.50
			C06	14	70.00	52	65.00

			C07	13	65.00	15	18.75
15	SOUJANYA KULKARNI	17M10041	C01	16	80.00	42	52.50
			C02	14	70.00	54	67.50
			C03	15	75.00	51	63.75
			C04	17	85.00	46	57.50
			C05	17	85.00	54	67.50
			C06	18	90.00	74	92.50
			C07	18	90.00	46	57.50
B.Sc. (Computer Science) - VI Semester 2019-20							
Sl. No.	NAME OF THE STUDENTS	REG. NO.	CO	IA (TH)	Percentage	SEM END (TH)	Percentage
1	AKASH D. KARIGAR	17M10004	C01	15	75.00	48	60.00
			C02	20	100.00	53	66.25
			C03	10	50.00	50	62.50
			C04	11	55.00	53	66.25
			C05	85	85.00	170	85.00
2	AQSABANU K. SHAIKH	17M10006	C01	20	100.00	63	78.75
			C02	20	100.00	76	95.00
			C03	19	95.00	62	77.50
			C04	20	100.00	61	76.25
			C05	100	100.00	185	92.50
3	BEERAPPA HEGDE	17M10007	C01	11	55.00	45	56.25
			C02	12	60.00	42	52.50
			C03	15	75.00	40	50.00
			C04	13	65.00	44	55.00
			C05	100	100.00	160	80.00
4	KEERTI R. BARKER	17M10012	C01	20	100.00	64	80.00
			C02	20	100.00	79	98.75
			C03	18	90.00	64	80.00
			C04	20	100.00	63	78.75
			C05	98	98.00	194	97.00
5	MADHUSHREE DAMBARALLI	17M10015	C01	19	95.00	66	82.50
			C02	12	60.00	62	77.50
			C03	16	80.00	70	87.50
			C04	15	75.00	57	71.25

			C05	96	96.00	165	82.50
6	NAGARATHNA CHAKRASALI	17M10020	C01	20	100.00	65	81.25
			C02	20	100.00	59	73.75
			C03	19	95.00	67	83.75
			C04	20	100.00	58	72.50
			C05	100	100.00	180	90.00
7	NIKITA G. GADAGIN	17M10023	C01	20	100.00	42	52.50
			C02	20	100.00	65	81.25
			C03	19	95.00	66	82.50
			C04	16	80.00	55	68.75
			C05	100	100.00	170	85.00
8	POOJA KOSHTI	17M10025	C01	20	100.00	61	76.25
			C02	20	100.00	71	88.75
			C03	20	100.00	68	85.00
			C04	20	100.00	62	77.50
			C05	100	100.00	175	87.50
9	SABHA KOWAR A SYED	17M10029	C01	19	95.00	51	63.75
			C02	20	100.00	51	63.75
			C03	20	100.00	51	63.75
			C04	19	95.00	47	58.75
			C05	100	100.00	180	90.00
10	SHIVAGANGADHAR SAVMSHI	17M10034	C01	20	100.00	54	67.50
			C02	15	75.00	50	62.50
			C03	13	65.00	47	58.75
			C04	10	50.00	40	50.00
			C05	100	100.00	165	82.50
11	SIDDALINGESH JIGAJINNI	17M10040	C01	12	60.00	44	55.00
			C02	13	65.00	54	67.50
			C03	14	70.00	53	66.25
			C04	10	50.00	41	51.25
			C05	87	87.00	170	85.00
12	NAGALINGA CHANNA DASAR	17M10018	C01	20	100.00	37	46.25
			C02	15	75.00	64	80.00
			C03	14	70.00	67	83.75

			C04	16	80.00	49	61.25
			C05	70	70.00	175	87.50
13	PURUSHOTTAM PATTANSHETTI	17M10028	C01	20	100.00	43	53.75
			C02	20	100.00	32	40.00
			C03	19	95.00	49	61.25
			C04	19	95.00	44	55.00
			C05	100	100.00	187	93.50
14	SHIVAKUMAR SAVADATTI	17M10036	C01	18	90.00	34	42.50
			C02	12	60.00	55	68.75
			C03	15	75.00	35	43.75
			C04	12	60.00	51	63.75
			C05	98	98.00	165	82.50
15	SOUJANYA KULKARNI	17M10041	C01	20	100.00	60	75.00
			C02	20	100.00	53	66.25
			C03	12	60.00	62	77.50
			C04	10	50.00	47	58.75
			C05	100	100.00	175	87.50

B.Sc. (Computer Science) - V Semester 2020-21

Sl. No.	NAME OF THE STUDENTS	REG. NO.	CO	IA (TH)	Percentage	SEM END (TH)	Percentage
1	ABHISHEK C. HOOLI	18M10001	C01	17	85.00	54	67.50
			C02	20	100.00	62	77.50
			C03	20	100.00	73	91.25
			C04	18	90.00	66	82.50
			C05	20	100.00	69	86.25
			C06	20	100.00	78	97.50
			C07	20	100.00	77	96.25
2	ALOK KUMAR	18M10002	C01	14	70.00	51	63.75
			C02	12	60.00	58	72.50
			C03	16	80.00	55	68.75
			C04	13	65.00	61	76.25
			C05	20	100.00	63	78.75
			C06	20	100.00	78	97.50
			C07	20	100.00	65	81.25
3	AMAR N. JOSHI	18M10003	C01	19	95.00	64	80.00
			C02	18	90.00	70	87.50
			C03	20	100.00	79	98.75
			C04	20	100.00	66	82.50
			C05	20	100.00	76	95.00
			C06	20	100.00	79	98.75
			C07	20	100.00	78	97.50
4	ANANDGOWDA PATIL	18M10005	C01	20	100.00	55	68.75
			C02	20	100.00	56	70.00
			C03	20	100.00	75	93.75
			C04	19	95.00	57	71.25
			C05	20	100.00	62	77.50
			C06	20	100.00	78	97.50
			C07	20	100.00	78	97.50
			C01	17	85.00	46	57.50
			C02	18	90.00	52	65.00
			C03	18	90.00	52	65.00

5	BASAMMA TEMBAD	18M10007	C04	18	90.00	65	81.25
			C05	20	100.00	61	76.25
			C06	19	95.00	76	95.00
			C07	19	95.00	70	87.50
6	BHAGYASHREE F. NAIK	18M10008	C01	15	75.00	65	81.25
			C02	18	90.00	77	96.25
			C03	18	90.00	59	73.75
			C04	17	85.00	68	85.00
			C05	19	95.00	65	81.25
			C06	20	100.00	75	93.75
			C07	19	95.00	68	85.00
7	CHAITRA S. SHATOGLI	18M10011	C01	20	100.00	46	57.50
			C02	18	90.00	69	86.25
			C03	20	100.00	64	80.00
			C04	20	100.00	61	76.25
			C05	20	100.00	72	90.00
			C06	20	100.00	75	93.75
			C07	20	100.00	74	92.50
8	DEEPA A. SHATOGLI	18M10012	C01	20	100.00	58	72.50
			C02	19	95.00	75	93.75
			C03	20	100.00	73	91.25
			C04	20	100.00	62	77.50
			C05	20	100.00	60	75.00
			C06	20	100.00	78	97.50
			C07	19	95.00	74	92.50
9	DEEPA S. GANGANAVAR	18M10013	C01	18	90.00	57	71.25
			C02	19	95.00	68	85.00
			C03	20	100.00	48	60.00
			C04	18	90.00	52	65.00
			C05	19	95.00	60	75.00
			C06	18	90.00	76	95.00
			C07	18	90.00	70	87.50
			C01	17	85.00	41	51.25

10	JYOTIKA S.	18M10016	C02	20	100.00	75	93.75
			C03	18	90.00	52	65.00
			C04	17	85.00	57	71.25
			C05	20	100.00	48	60.00
			C06	19	95.00	70	87.50
			C07	18	90.00	71	88.75
			11	ROOPA G. MATHAD	18M10029	C01	12
C02	8	40.00				47	58.75
C03	11	55.00				32	40.00
C04	2	10.00				47	58.75
C05	14	70.00				32	40.00
C06	15	75.00				41	51.25
C07	14	70.00				57	71.25
12	SACHIN B. TUPPAD	18M10031	C01	10	50.00	42	52.50
			C02	13	65.00	50	62.50
			C03	8	40.00	32	40.00
			C04	10	50.00	32	40.00
			C05	13	65.00	32	40.00
			C06	12	60.00	42	52.50
			C07	12	60.00	32	40.00
13	ANJAN A KULKARNI	18M10006	C01	15	75.00	43	53.75
			C02	14	70.00	51	63.75
			C03	9	45.00	32	40.00
			C04	10	50.00	51	63.75
			C05	12	60.00	36	45.00
			C06	17	85.00	17	21.25
			C07	12	60.00	35	43.75
14	PALLAVI K. DARUR	18M10024	C01	14	70.00	34	42.50
			C02	20	100.00	56	70.00
			C03	13	65.00	19	23.75
			C04	12	60.00	40	50.00
			C05	17	85.00	39	48.75
			C06	17	85.00	76	95.00

			C07	19	95.00	75	93.75
15	PRIYANKA N. ARALESHWAR	18M10027	C01	16	80.00	50	62.50
			C02	12	60.00	62	77.50
			C03	13	65.00	32	40.00
			C04	14	70.00	40	50.00
			C05	14	70.00	32	40.00
			C06	19	95.00	70	87.50
			C07	15	75.00	55	68.75
B.Sc. (Computer Science) - VI Semester 2020-21							
Sl. No.	NAME OF THE STUDENTS	REG. NO.	CO	IA (TH)	Percentage	SEM END (TH)	Percentage
1	ABHISHEK C. HOOLI	18M10001	C01	19	95.00	52	65.00
			C02	20	100.00	65	81.25
			C03	20	100.00	70	87.50
			C04	20	100.00	68	85.00
			C05	100	100.00	192	96.00
2	ALOK KUMAR	18M10002	C01	20	100.00	57	71.25
			C02	20	100.00	47	58.75
			C03	20	100.00	51	63.75
			C04	19	95.00	55	68.75
			C05	91	91.00	189	94.50
3	AMAR N. JOSHI	18M10003	C01	20	100.00	70	87.50
			C02	20	100.00	77	96.25
			C03	20	100.00	77	96.25
			C04	20	100.00	58	72.50
			C05	100	100.00	200	100.00
4	ANANDGOWDA PATIL	18M10005	C01	20	100.00	59	73.75
			C02	20	100.00	75	93.75
			C03	20	100.00	68	85.00
			C04	20	100.00	70	87.50
			C05	100	100.00	200	100.00
5	BASAMMA TEMBAD	18M10007	C01	18	90.00	64	80.00
			C02	20	100.00	51	63.75
			C03	19	95.00	60	75.00
			C04	18	90.00	58	72.50

			C05	100	100.00	200	100.00
6	BHAGYASHREE F. NAIK	18M10008	C01	19	95.00	62	77.50
			C02	20	100.00	63	78.75
			C03	16	80.00	74	92.50
			C04	16	80.00	57	71.25
			C05	95	95.00	190	95.00
7	CHAITRA S. SHATOI	18M10011	C01	20	100.00	67	83.75
			C02	20	100.00	77	96.25
			C03	20	100.00	77	96.25
			C04	20	100.00	67	83.75
			C05	99	99.00	195	97.50
8	DEEPA A. SHATOI	18M10012	C01	20	100.00	60	75.00
			C02	20	100.00	73	91.25
			C03	19	95.00	74	92.50
			C04	20	100.00	67	83.75
			C05	99	99.00	195	97.50
9	DEEPA S. GANGANAVAR	18M10013	C01	16	80.00	59	73.75
			C02	17	85.00	50	62.50
			C03	18	90.00	69	86.25
			C04	18	90.00	65	81.25
			C05	100	100.00	195	97.50
10	JYOTIKA S.	18M10016	C01	18	90.00	55	68.75
			C02	19	95.00	63	78.75
			C03	18	90.00	59	73.75
			C04	16	80.00	69	86.25
			C05	100	100.00	200	100.00
11	ROOPA G. MATHAD	18M10029	C01	16	80.00	14	17.50
			C02	19	95.00	32	40.00
			C03	14	70.00	42	52.50
			C04	17	85.00	34	42.50
			C05	75	75.00	175	87.50
12	SACHIN B. TUPPAD	18M10031	C01	19	95.00	42	52.50
			C02	20	100.00	32	40.00
			C03	19	95.00	52	65.00

			C04	18	90.00	38	47.50
			C05	70	70.00	170	85.00
13	ANJAN A KULKARNI	18M10006	C01	20	100.00	41	51.25
			C02	20	100.00	55	68.75
			C03	20	100.00	56	70.00
			C04	19	95.00	36	45.00
			C05	90	90.00	185	92.50
14	PALLAVI K. DARUR	18M10024	C01	19	95.00	46	57.50
			C02	20	100.00	35	43.75
			C03	17	85.00	57	71.25
			C04	17	85.00	50	62.50
			C05	95	95.00	185	92.50
15	PRIYANKA N. ARALESHWAR	18M10027	C01	17	85.00	32	40.00
			C02	19	95.00	43	53.75
			C03	11	55.00	52	65.00
			C04	17	85.00	37	46.25
			C05	100	100.00	185	92.50

B.Sc. (Computer Science) - V Semester 2021-22							
Sl. No.	NAME OF THE STUDENTS	REG. NO.	CO	IA (TH)	Percentage	SEM END (TH)	Percentage
1	BHAVANI B.J.	19M10004	C01	20	100.00	62	77.50
			C02	20	100.00	72	90.00
			C03	20	100.00	77	96.25
			C04	20	100.00	70	87.50
			C05	20	100.00	57	71.25
			C06	18	90.00	78	97.50
			C07	20	100.00	80	100.00
2	JYOTI B. BELGAVKAR	19M10008	C01	19	95.00	62	77.50
			C02	16	80.00	52	65.00
			C03	12	60.00	49	61.25
			C04	12	60.00	54	67.50
			C05	16	80.00	44	55.00
			C06	15	75.00	70	87.50
			C07	13	65.00	65	81.25
3	KEERTANA JOSHI	19M10011	C01	20	100.00	78	97.50
			C02	20	100.00	74	92.50
			C03	18	90.00	79	98.75
			C04	20	100.00	69	86.25
			C05	20	100.00	67	83.75
			C06	17	85.00	79	98.75
			C07	18	90.00	79	98.75
4	KUSHI B.	19M10012	C01	20	100.00	78	97.50
			C02	20	100.00	75	93.75
			C03	20	100.00	72	90.00
			C04	17	85.00	64	80.00
			C05	20	100.00	79	98.75
			C06	19	95.00	80	100.00
			C07	18	90.00	78	97.50
			C01	19	95.00	71	88.75
			C02	19	95.00	56	70.00
			C03	10	50.00	64	80.00

5	NANDA M.	19M10016	C04	15	75.00	54	67.50
			C05	16	80.00	44	55.00
			C06	15	75.00	74	92.50
			C07	15	75.00	79	98.75
6	PRANESH TONAPI	19M10021	C01	17	85.00	57	71.25
			C02	19	95.00	61	76.25
			C03	14	70.00	65	81.25
			C04	20	100.00	61	76.25
			C05	14	70.00	43	53.75
			C06	19	95.00	78	97.50
			C07	19	95.00	79	98.75
7	PREETI DHARMAR	19M10022	C01	20	100.00	74	92.50
			C02	20	100.00	74	92.50
			C03	18	90.00	65	81.25
			C04	15	75.00	63	78.75
			C05	18	90.00	59	73.75
			C06	17	85.00	77	96.25
			C07	18	90.00	80	100.00
8	SHREEPRIYA PATAK	19M10038	C01	20	100.00	78	97.50
			C02	20	100.00	80	100.00
			C03	20	100.00	78	97.50
			C04	20	100.00	80	100.00
			C05	20	100.00	76	95.00
			C06	19	95.00	80	100.00
			C07	20	100.00	80	100.00
9	SIMRAN H. BEEDI	19M10040	C01	20	100.00	72	90.00
			C02	20	100.00	77	96.25
			C03	20	100.00	71	88.75
			C04	17	85.00	79	98.75
			C05	20	100.00	55	68.75
			C06	19	95.00	78	97.50
			C07	19	95.00	80	100.00
			C01	20	100.00	77	96.25

10	SNEHA S. GANGAL	19M10041	C02	20	100.00	77	96.25
			C03	19	95.00	63	78.75
			C04	19	95.00	75	93.75
			C05	20	100.00	56	70.00
			C06	17	85.00	80	100.00
			C07	19	95.00	79	98.75
			11	AKSHAY KAGADAL	19M10002	C01	16
C02	18	90.00				47	58.75
C03	16	80.00				35	43.75
C04	18	90.00				32	40.00
C05	15	75.00				32	40.00
C06	10	50.00				55	68.75
C07	12	60.00				56	70.00
12	HANUMANT BHAJANTRI	19M10006	C01	15	75.00	46	57.50
			C02	14	70.00	46	57.50
			C03	14	70.00	39	48.75
			C04	10	50.00	51	63.75
			C05	16	80.00	32	40.00
			C06	17	85.00	75	93.75
			C07	19	95.00	80	100.00
13	NETRAVATI GOKAVI	19M10017	C01	16	80.00	53	66.25
			C02	16	80.00	47	58.75
			C03	12	60.00	47	58.75
			C04	19	95.00	52	65.00
			C05	17	85.00	47	58.75
			C06	17	85.00	70	87.50
			C07	13	65.00	60	75.00
14	SHARANABASAVA	19M10034	C01	16	80.00	45	56.25
			C02	12	60.00	36	45.00
			C03	11	55.00	32	40.00
			C04	11	55.00	11	13.75
			C05	14	70.00	16	20.00
			C06	11	55.00	40	50.00

			C07	12	60.00	50	62.50
15	SHIVABASAV HIREMATH	19M10036	C01	11	55.00	54	67.50
			C02	12	60.00	60	75.00
			C03	11	55.00	39	48.75
			C04	11	55.00	46	57.50
			C05	14	70.00	32	40.00
			C06	16	80.00	68	85.00
			C07	12	60.00	60	75.00
B.Sc. (Computer Science) - VI Semester 2021-22							
Sl. No.	NAME OF THE STUDENTS	REG. NO.	CO	IA (TH)	Percentage	SEM END (TH)	Percentage
1	BHAVANI B.J.	19M10004	C01	17	85.00	71	88.75
			C02	20	100.00	65	81.25
			C03	20	100.00	51	63.75
			C04	18	90.00	43	53.75
			C05	50	50.00	170	85.00
2	JYOTI B. BELGAVKAR	19M10008	C01	17	85.00	54	67.50
			C02	11	55.00	61	76.25
			C03	19	95.00	58	72.50
			C04	17	85.00	58	72.50
			C05	90	90.00	190	95.00
3	KEERTANA JOSHI	19M10011	C01	18	90.00	74	92.50
			C02	20	100.00	76	95.00
			C03	20	100.00	68	85.00
			C04	19	95.00	63	78.75
			C05	100	100.00	185	92.50
4	KUSHI B.	19M10012	C01	19	95.00	79	98.75
			C02	20	100.00	77	96.25
			C03	20	100.00	77	96.25
			C04	19	95.00	64	80.00
			C05	85	85.00	165	82.50
5	NANDA M.	19M10016	C01	17	85.00	42	52.50
			C02	20	100.00	56	70.00
			C03	19	95.00	46	57.50
			C04	20	100.00	55	68.75

			C05	100	100.00	180	90.00
6	PRANESH TONAPI	19M10021	C01	16	80.00	55	68.75
			C02	20	100.00	57	71.25
			C03	20	100.00	48	60.00
			C04	16	80.00	43	53.75
			C05	100	100.00	140	70.00
7	PREETI DHARMAR	19M10022	C01	17	85.00	64	80.00
			C02	20	100.00	70	87.50
			C03	20	100.00	69	86.25
			C04	20	100.00	64	80.00
			C05	100	100.00	180	90.00
8	SHREEPRIYA PATAK	19M10038	C01	20	100.00	60	75.00
			C02	20	100.00	79	98.75
			C03	20	100.00	80	100.00
			C04	20	100.00	76	95.00
			C05	100	100.00	195	97.50
9	SIMRAN H. BEEDI	19M10040	C01	19	95.00	50	62.50
			C02	12	60.00	61	76.25
			C03	20	100.00	67	83.75
			C04	16	80.00	59	73.75
			C05	100	100.00	190	95.00
10	SNEHA S. GANGAL	19M10041	C01	20	100.00	53	66.25
			C02	20	100.00	53	66.25
			C03	19	95.00	68	85.00
			C04	16	80.00	65	81.25
			C05	100	100.00	175	87.50
11	AKSHAY KAGADAL	19M10002	C01	16	80.00	55	68.75
			C02	14	70.00	54	67.50
			C03	10	50.00	42	52.50
			C04	15	75.00	39	48.75
			C05	70	70.00	140	70.00
12	HANUMANT BHAJANTRI	19M10006	C01	12	60.00	40	50.00
			C02	16	80.00	51	63.75
			C03	16	80.00	43	53.75

			C04	11	55.00	46	57.50
			C05	95	95.00	185	92.50
13	NETRAVATI GOKAVI	19M10017	C01	15	75.00	56	70.00
			C02	20	100.00	56	70.00
			C03	16	80.00	55	68.75
			C04	15	75.00	60	75.00
			C05	100	100.00	180	90.00
14	SHARANABASAVA	19M10034	C01	9	45.00	46	57.50
			C02	11	55.00	52	65.00
			C03	10	50.00	61	76.25
			C04	13	65.00	53	66.25
			C05	70	70.00	135	67.50
15	SHIVABASAV HIREMATH	19M10036	C01	12	60.00	48	60.00
			C02	19	95.00	55	68.75
			C03	12	60.00	49	61.25
			C04	13	65.00	41	51.25
			C05	100	100.00	140	70.00

B.Sc. (Computer Science) - V Semester 2018-19

Sl. No.	NAME OF THE STUDENTS	REG. NO.	CO	IA (TH)	Percentage	SEM END (TH)	Percentage
1	BASAVARAJ S. KITTALI	16M10009	C01	10	50.00	65	81.25
			C02	13	65.00	76	95.00
			C03	20	100.00	72	90.00
			C04	20	100.00	64	80.00
			C05	19	95.00	76	95.00
			C06	16	80.00	77	96.25
			C07	18	90.00	78	97.50
2	LAKSHMI C. HUNNUR	16M10016	C01	20	100.00	58	72.50
			C02	13	65.00	73	91.25
			C03	20	100.00	74	92.50
			C04	12	60.00	71	88.75
			C05	9	45.00	71	88.75
			C06	14	70.00	48	60.00
			C07	17	85.00	61	76.25
3	MADHURA R. HEGDE	16M10017	C01	20	100.00	71	88.75
			C02	19	95.00	77	96.25
			C03	20	100.00	79	98.75
			C04	20	100.00	66	82.50
			C05	18	90.00	72	90.00
			C06	20	100.00	67	83.75
			C07	17	85.00	75	93.75
4	NIKITA	16M10022	C01	18	90.00	61	76.25
			C02	19	95.00	65	81.25
			C03	20	100.00	75	93.75
			C04	19	95.00	54	67.50
			C05	15	75.00	78	97.50
			C06	20	100.00	78	97.50
			C07	17	85.00	77	96.25
5	PALLAVI MIRASHI	16M10024	C01	20	100.00	71	88.75
			C02	19	95.00	77	96.25
			C03	20	100.00	80	100.00
			C04	20	100.00	63	78.75

6	PAVITRA F. PATIL	16M10025	C05	15	75.00	76	95.00
			C06	20	100.00	72	90.00
			C07	19	95.00	74	92.50
			C01	20	100.00	52	65.00
			C02	14	70.00	66	82.50
			C03	20	100.00	74	92.50
			C04	17	85.00	57	71.25
7	PREETI M. HUBBALLI	16M10027	C05	15	75.00	74	92.50
			C06	20	100.00	72	90.00
			C07	19	95.00	78	97.50
			C01	20	100.00	61	76.25
			C02	19	95.00	73	91.25
			C03	16	80.00	64	80.00
			C04	18	90.00	57	71.25
8	RAKSHITH C. AWATI	16M10029	C05	18	90.00	51	63.75
			C06	20	100.00	65	81.25
			C07	19	95.00	62	77.50
			C01	17	85.00	56	70.00
			C02	13	65.00	57	71.25
			C03	13	65.00	59	73.75
			C04	13	65.00	56	70.00
9	SAMEER M. SHAIKH	16M10031	C05	8	40.00	71	88.75
			C06	9	45.00	64	80.00
			C07	16	80.00	68	85.00
			C01	18	90.00	58	72.50
			C02	11	55.00	70	87.50
			C03	18	90.00	73	91.25
			C04	14	70.00	62	77.50
			C05	17	85.00	72	90.00
			C06	19	95.00	73	91.25
			C07	20	100.00	71	88.75
			C01	19	95.00	54	67.50
			C02	14	70.00	57	71.25

10	SANGEETA. S. ANKALAKI	16M10032	C03	14	70.00	58	72.50	
			C04	17	85.00	58	72.50	
			C05	10	50.00	68	85.00	
			C06	10	50.00	63	78.75	
			C07	16	80.00	68	85.00	
11	BHEEMANAGOUDA	16M10010	C01	13	65.00	32	40.00	
			C02	13	65.00	40	50.00	
			C03	8	40.00	34	42.50	
			C04	10	50.00	49	61.25	
			C05	4	20.00	48	60.00	
			C06	8	40.00	66	82.50	
			C07	16	80.00	32	40.00	
12	PRASANNAKUMAR RAO	16M10026	C01	9	45.00	32	40.00	
			C02	4	20.00	45	56.25	
			C03	12	60.00	48	60.00	
			C04	7	35.00	40	50.00	
			C05	7	35.00	48	60.00	
			C06	8	40.00	51	63.75	
			C07	9	45.00	45	56.25	
13	SHIVANAGOUDA VENKANAGOUDA	16M10034	C01	9	45.00	32	40.00	
			C02	4	20.00	50	62.50	
			C03	8	40.00	33	41.25	
			C04	9	45.00	41	51.25	
			C05	12	60.00	55	68.75	
			C06	8	40.00	69	86.25	
			C07	9	45.00	56	70.00	
14	AMRUTHA M YARAGANAVI	16M10004	C01	8	40.00	35	43.75	
			C02	9	45.00	48	60.00	
			C03	8	40.00	32	40.00	
			C04	8	40.00	51	63.75	
			C05	5	25.00	54	67.50	
			C06	8	40.00	40	50.00	
			C07	8	40.00	10	12.50	

15	ATEEM D NADAF	16M10008	C01	5	25.00	35	43.75	
			C02	3	15.00	49	61.25	
			C03	10	50.00	33	41.25	
			C04	10	50.00	32	40.00	
			C05	11	55.00	53	66.25	
			C06	8	40.00	48	60.00	
			C07	16	80.00	9	11.25	

B.Sc. (Computer Science) - VI Semester 2018-19

Sl. No.	NAME OF THE STUDENTS	REG. NO.	CO	IA (TH)	Percentage	SEM END (TH)	Percentage	
1	BASAVARAJ S. KITTALI	16M10009	C01	16	80.00	63	78.75	
			C02	19	95.00	77	96.25	
			C03	15	75.00	50	62.50	
			C04	13	65.00	58	72.50	
			C05	95	95.00	185	92.50	
2	LAKSHMI C. HUNNUR	16M10016	C01	7	35.00	46	57.50	
			C02	14	70.00	76	95.00	
			C03	12	60.00	49	61.25	
			C04	7	35.00	57	71.25	
			C05	75	75.00	148	74.00	
3	MADHURA R. HEGDE	16M10017	C01	19	95.00	71	88.75	
			C02	20	100.00	73	91.25	
			C03	18	90.00	48	60.00	
			C04	18	90.00	72	90.00	
			C05	100	100.00	171	85.50	
4	NIKITA	16M10022	C01	18	90.00	50	62.50	
			C02	20	100.00	60	75.00	
			C03	17	85.00	57	71.25	
			C04	16	80.00	70	87.50	
			C05	85	85.00	165	82.50	
			C01	18	90.00	63	78.75	
			C02	19	95.00	74	92.50	
			C03	15	75.00	60	75.00	

5	PALLAVI MIRASHI	16M10024	C04	19	95.00	69	86.25	
			C05	100	100.00	170	85.00	
6	PAVITRA F. PATIL	16M10025	C01	19	95.00	63	78.75	
			C02	18	90.00	71	88.75	
			C03	14	70.00	47	58.75	
			C04	18	90.00	66	82.50	
			C05	94	94.00	160	80.00	
7	PREETI M. HUBBALLI	16M10027	C01	7	35.00	52	65.00	
			C02	20	100.00	62	77.50	
			C03	10	50.00	32	40.00	
			C04	12	60.00	38	47.50	
			C05	83	83.00	170	85.00	
8	RAKSHITH C. AWATI	16M10029	C01	19	95.00	60	75.00	
			C02	20	100.00	69	86.25	
			C03	16	80.00	37	46.25	
			C04	17	85.00	61	76.25	
			C05	90	90.00	150	75.00	
9	SAMEER M. SHAIKH	16M10031	C01	10	50.00	57	71.25	
			C02	17	85.00	56	70.00	
			C03	9	45.00	43	53.75	
			C04	15	75.00	64	80.00	
			C05	92	92.00	182	91.00	
10	SANGEETA. S. ANKALAKI	16M10032	C01	15	75.00	60	75.00	
			C02	15	75.00	57	71.25	
			C03	13	65.00	45	56.25	
			C04	12	60.00	54	67.50	
			C05	83	83.00	170	85.00	
11	BHEEMANAGOUDA	16M10010	C01	10	50.00	37	46.25	
			C02	11	55.00	17	21.25	
			C03	12	60.00	22	27.50	
			C04	9	45.00	34	42.50	
			C05	70	70.00	133	66.50	
			C01	2	10.00	32	40.00	

12	PRASANNAKUMAR RAO	16M10026	C02	2	10.00	18	22.50	
			C03	5	25.00	23	28.75	
			C04	4	20.00	39	48.75	
			C05	100	100.00	140	70.00	
13	SHIVANAGOUDA VENKANAGOUDA	16M10034	C01	6	30.00	35	43.75	
			C02	10	50.00	32	40.00	
			C03	7	35.00	33	41.25	
			C04	8	40.00	42	52.50	
			C05	100	100.00	126	63.00	
14	AMRUTHA M YARAGANAVI	16M10004	C01	7	35.00	43	53.75	
			C02	3	15.00	37	46.25	
			C03	11	55.00	22	27.50	
			C04	3	15.00	32	40.00	
			C05	86	86.00	150	75.00	
15	ATEEM D NADAF	16M10008	C01	9	45.00	23	28.75	
			C02	5	25.00	36	45.00	
			C03	11	55.00	32	40.00	
			C04	7	35.00	22	27.50	
			C05	70	70.00	130	65.00	

BCA - V Semester 2019-20

Sl. No.	NAME OF THE STUDENTS	REG. NO.	CO	IA (TH)	PERCENTAGE	SEM END (TH)	PERCENTAGE
1	AKSHATA D. RAJANAVAR	17U10002	C01	8	40.00	48	60.00
			C02	8	40.00	54	67.50
			C03	14	70.00	60	75.00
			C04	9	45.00	50	62.50
			C05	9	45.00	59	73.75
			C06	16	80.00	73	91.25
			C07	16	80.00	76	95.00
2	BABY Y. LAMANI	17U10006	C01	17	85.00	51	63.75
			C02	15	75.00	60	75.00
			C03	20	100.00	47	58.75
			C04	12	60.00	35	43.75
			C05	14	70.00	58	72.50
			C06	16	80.00	70	87.50
			C07	17	85.00	75	93.75
3	BHAGYASHREE M. KORESHETTI	17U10007	C01	20	100.00	61	76.25
			C02	19	95.00	76	95.00
			C03	20	100.00	56	70.00
			C04	19	95.00	52	65.00
			C05	12	60.00	42	52.50
			C06	19	95.00	72	90.00
			C07	17	85.00	72	90.00
4	BINDIYA KALAL	17U10008	C01	20	100.00	60	75.00
			C02	14	70.00	53	66.25
			C03	20	100.00	66	82.50
			C04	13	65.00	40	50.00
			C05	20	100.00	61	76.25
			C06	16	80.00	70	87.50
			C07	19	95.00	76	95.00
			C01	18	90.00	53	66.25
			C02	14	70.00	47	58.75
			C03	17	85.00	52	65.00
5	CHANDRAKALA P. SUTAR	17U10009	C04	13	65.00	43	53.75
			C05	17	85.00	46	57.50
			C06	16	80.00	73	91.25
			C07	18	90.00	66	82.50
6	CHIDAMBAR SHASHTRI	17U10010	C01	12	60.00	39	48.75
			C02	13	65.00	52	65.00
			C03	10	50.00	41	51.25
			C04	9	45.00	42	52.50
			C05	9	45.00	46	57.50
			C06	16	80.00	60	75.00
			C07	13	65.00	70	87.50
7	GAYATRI SINDAGI	17U10011	C01	20	100.00	41	51.25
			C02	14	70.00	53	66.25
			C03	17	85.00	39	48.75
			C04	11	55.00	42	52.50
			C05	13	65.00	65	81.25
			C06	17	85.00	72	90.00
			C07	17	85.00	64	80.00
8	JATTI ABHISHEK KADAPPA	17U10015	C01	16	80.00	33	41.25
			C02	14	70.00	76	95.00
			C03	17	85.00	57	71.25
			C04	12	60.00	32	40.00
			C05	9	45.00	49	61.25
			C06	14	70.00	72	90.00
			C07	13	65.00	73	91.25
9	JYOTI S. BYAGI	17U10016	C01	16	80.00	39	48.75
			C02	15	75.00	52	65.00
			C03	18	90.00	46	57.50
			C04	13	65.00	45	56.25
			C05	17	85.00	68	85.00
			C06	17	85.00	74	92.50
			C07	19	95.00	75	93.75
			C01	20	100.00	65	81.25

10	KAVYA HIREMATH	17U10018	C02	16	80.00	73	91.25
			C03	20	100.00	61	76.25
			C04	11	55.00	32	40.00
			C05	17	85.00	63	78.75
			C06	15	75.00	70	87.50
			C07	18	90.00	78	97.50

BCA - VI Semester 2019-20

Sl. No.	NAME OF THE STUDENTS	REG. NO.	CO	IA (TH)	PERCENTAGE	SEM END (TH)	PERCENTAGE
1	AKSHATA D. RAJANAVAR	17U10002	C01	15	75.00	67	83.75
			C02	13	65.00	60	75.00
			C03	15	75.00	48	60.00
			C04	13	65.00	50	62.50
			C05	20	100.00	71	88.75
2	BABY Y. LAMANI	17U10006	C01	17	85.00	50	62.50
			C02	15	75.00	48	60.00
			C03	20	100.00	48	60.00
			C04	17	85.00	37	46.25
			C05	18	90.00	65	81.25
3	BHAGYASHREE M. KORESHETTI	17U10007	C01	20	100.00	59	73.75
			C02	20	100.00	56	70.00
			C03	20	100.00	64	80.00
			C04	20	100.00	60	75.00
			C05	20	100.00	70	87.50
4	BINDIYA KALAL	17U10008	C01	20	100.00	73	91.25
			C02	18	90.00	51	63.75
			C03	20	100.00	64	80.00
			C04	17	85.00	51	63.75
			C05	18	90.00	67	83.75
5	CHANDRAKALA P. SUTAR	17U10009	C01	17	85.00	53	66.25
			C02	13	65.00	47	58.75
			C03	20	100.00	69	86.25
			C04	14	70.00	48	60.00

6	CHIDAMBAR SHASHTRI	17U10010	C05	18	90.00	59	73.75
			C01	14	70.00	43	53.75
			C02	12	60.00	40	50.00
			C03	12	60.00	50	62.50
			C04	12	60.00	38	47.50
7	GAYATRI SINDAGI	17U10011	C05	8	40.00	52	65.00
			C01	18	90.00	52	65.00
			C02	13	65.00	55	68.75
			C03	20	100.00	60	75.00
			C04	15	75.00	61	76.25
8	JATTI ABHISHEK KADAPPA	17U10015	C05	18	90.00	65	81.25
			C01	14	70.00	40	50.00
			C02	15	75.00	52	65.00
			C03	19	95.00	63	78.75
			C04	13	65.00	59	73.75
9	JYOTI S. BYAGI	17U10016	C05	16	80.00	57	71.25
			C01	18	90.00	48	60.00
			C02	10	50.00	50	62.50
			C03	15	75.00	65	81.25
			C04	15	75.00	45	56.25
10	KAVYA HIREMATH	17U10018	C05	10	50.00	58	72.50
			C01	18	90.00	52	65.00
			C02	13	65.00	60	75.00
			C03	20	100.00	67	83.75
			C04	18	90.00	61	76.25

BCA - V Semester 2020-21

Sl. No.	NAME OF THE STUDENTS	REG. NO.	CO	IA (TH)	PERCENTAGE	SEM END (TH)	PERCENTAGE
1	AISHWARYA S. MANE	18U10003	C01	16	80.00	60	75.00
			C02	16	80.00	49	61.25
			C03	14	70.00	63	78.75
			C04	11	55.00	35	43.75
			C05	20	100.00	59	73.75
			C06	9	45.00	79	98.75
			C07	20	100.00	73	91.25
2	AISHWARYA V. SIMPIGER	18U10004	C01	20	100.00	76	95.00
			C02	20	100.00	76	95.00
			C03	20	100.00	77	96.25
			C04	20	100.00	69	86.25
			C05	20	100.00	52	65.00
			C06	19	95.00	79	98.75
			C07	20	100.00	76	95.00
3	ANKITA BANE	18U10007	C01	19	95.00	57	71.25
			C02	18	90.00	53	66.25
			C03	14	70.00	50	62.50
			C04	15	75.00	41	51.25
			C05	19	95.00	34	42.50
			C06	18	90.00	78	97.50
			C07	19	95.00	75	93.75
4	ASHA SAVOOR	18U10010	C01	18	90.00	70	87.50
			C02	18	90.00	50	62.50
			C03	16	80.00	63	78.75
			C04	15	75.00	44	55.00
			C05	18	90.00	40	50.00
			C06	19	95.00	76	95.00
			C07	20	100.00	73	91.25
			C01	20	100.00	61	76.25

5	CHAITRA SONAR	18U10014	C02	20	100.00	67	83.75
			C03	18	90.00	56	70.00
			C04	18	90.00	47	58.75
			C05	20	100.00	53	66.25
			C06	18	90.00	79	98.75
			C07	20	100.00	72	90.00
			6	DARSHAN SANKRATTI	18U10016	C01	19
C02	20	100.00				66	82.50
C03	17	85.00				57	71.25
C04	18	90.00				37	46.25
C05	19	95.00				42	52.50
C06	19	95.00				78	97.50
C07	20	100.00				72	90.00
7	DURGA P. HEGDE	18U10021	C01	20	100.00	75	93.75
			C02	20	100.00	74	92.50
			C03	20	100.00	75	93.75
			C04	20	100.00	55	68.75
			C05	20	100.00	64	80.00
			C06	20	100.00	80	100.00
			C07	20	100.00	80	100.00
8	KAVERI S. HITTANAHALLI	18U10023	C01	16	80.00	52	65.00
			C02	20	100.00	51	63.75
			C03	12	60.00	52	65.00
			C04	15	75.00	40	50.00
			C05	10	50.00	54	67.50
			C06	17	85.00	75	93.75
			C07	18	90.00	73	91.25
9	LAKSHMI VOLKAD	18U10026	C01	20	100.00	50	62.50
			C02	18	90.00	59	73.75
			C03	13	65.00	32	40.00
			C04	14	70.00	40	50.00
			C05	20	100.00	64	80.00
			C06	19	95.00	79	98.75

			C07	18	90.00	77	96.25
10	LEENA GOUDRA	18U10027	C01	19	95.00	42	52.50
			C02	20	100.00	67	83.75
			C03	19	95.00	48	60.00
			C04	15	75.00	46	57.50
			C05	20	100.00	58	72.50
			C06	20	100.00	79	98.75
			C07	20	100.00	75	93.75

BCA - VI Semester 2020-21

Sl. No.	NAME OF THE STUDENTS	REG. NO.	CO	IA (TH)	PERCENTAGE	SEM END (TH)	PERCENTAGE
1	AISHWARYA S. MANE	18U10003	C01	16	80.00	74	92.50
			C02	16	80.00	52	65.00
			C03	19	95.00	64	80.00
			C04	15	75.00	41	51.25
			C05	18	90.00	54	67.50
2	AISHWARYA V. SIMPIGER	18U10004	C01	19	95.00	64	80.00
			C02	16	80.00	68	85.00
			C03	20	100.00	77	96.25
			C04	18	90.00	70	87.50
			C05	19	95.00	75	93.75
3	ANKITA BANE	18U10007	C01	16	80.00	51	63.75
			C02	18	90.00	56	70.00
			C03	19	95.00	51	63.75
			C04	15	75.00	43	53.75
			C05	16	80.00	44	55.00
4	ASHA SAVOOR	18U10010	C01	13	65.00	58	72.50
			C02	18	90.00	57	71.25
			C03	18	90.00	44	55.00
			C04	17	85.00	43	53.75
			C05	18	90.00	63	78.75
			C01	17	85.00	58	72.50
			C02	17	85.00	59	73.75

5	CHAITRA SONAR	18U10014	C03	18	90.00	60	75.00
			C04	18	90.00	47	58.75
			C05	19	95.00	64	80.00
6	DARSHAN SANKRATTI	18U10016	C01	19	95.00	51	63.75
			C02	18	90.00	65	81.25
			C03	19	95.00	54	67.50
			C04	15	75.00	54	67.50
			C05	17	85.00	57	71.25
7	DURGA P. HEGDE	18U10021	C01	19	95.00	61	76.25
			C02	16	80.00	68	85.00
			C03	20	100.00	64	80.00
			C04	18	90.00	71	88.75
			C05	20	100.00	73	91.25
8	KAVERI S. HITTANAHALLI	18U10023	C01	14	70.00	53	66.25
			C02	15	75.00	53	66.25
			C03	17	85.00	44	55.00
			C04	15	75.00	58	72.50
			C05	16	80.00	58	72.50
9	LAKSHMI VOLKAD	18U10026	C01	15	75.00	46	57.50
			C02	18	90.00	50	62.50
			C03	18	90.00	51	63.75
			C04	15	75.00	40	50.00
			C05	17	85.00	51	63.75
10	LEENA GOUDRA	18U10027	C01	18	90.00	55	68.75
			C02	14	70.00	56	70.00
			C03	20	100.00	52	65.00
			C04	17	85.00	49	61.25
			C05	19	95.00	57	71.25

BCA - V Semester 2021-22

Sl. No.	NAME OF THE STUDENTS	REG. NO.	CO	IA (TH)	PERCENTAGE	SEM END (TH)	PERCENTAGE
1	AKSHATA CHIKKMATH	19U10003	C01	20	100.00	50	62.50
			C02	20	100.00	62	77.50
			C03	18	90.00	60	75.00
			C04	16	80.00	69	86.25
			C05	13	65.00	42	52.50
			C06	18	90.00	63	78.75
			C07	20	100.00	74	92.50
2	AKSHATA BADIGER	19U10004	C01	20	100.00	64	80.00
			C02	20	100.00	69	86.25
			C03	17	85.00	66	82.50
			C04	19	95.00	59	73.75
			C05	20	100.00	77	96.25
			C06	19	95.00	78	97.50
			C07	20	100.00	78	97.50
3	ANKITHA D.	19U10005	C01	20	100.00	57	71.25
			C02	17	85.00	56	70.00
			C03	17	85.00	54	67.50
			C04	18	90.00	61	76.25
			C05	15	75.00	62	77.50
			C06	18	90.00	78	97.50
			C07	17	85.00	74	92.50
4	BHAGYA ANNIGERI	19U10009	C01	16	80.00	58	72.50
			C02	19	95.00	58	72.50
			C03	19	95.00	58	72.50
			C04	20	100.00	77	96.25
			C05	17	85.00	51	63.75
			C06	14	70.00	78	97.50
			C07	18	90.00	78	97.50
			C01	16	80.00	54	67.50
			C02	19	95.00	74	92.50
			C03	19	95.00	48	60.00

5	CAZEETA MASCARENHAS	19U10020	C04	17	85.00	44	55.00
			C05	17	85.00	53	66.25
			C06	18	90.00	52	65.00
			C07	18	90.00	77	96.25
6	CHETAN NILANNAVAR	19U10011	C01	17	85.00	52	65.00
			C02	19	95.00	61	76.25
			C03	18	90.00	56	70.00
			C04	18	90.00	62	77.50
			C05	18	90.00	50	62.50
			C06	17	85.00	78	97.50
			C07	18	90.00	79	98.75
7	DEEKSHA R. NAIK	19U10012	C01	20	100.00	63	78.75
			C02	20	100.00	67	83.75
			C03	19	95.00	66	82.50
			C04	20	100.00	78	97.50
			C05	18	90.00	79	98.75
			C06	18	90.00	80	100.00
			C07	18	90.00	80	100.00
8	GANGADHAR DESAI	19U10014	C01	14	70.00	50	62.50
			C02	18	90.00	42	52.50
			C03	17	85.00	50	62.50
			C04	16	80.00	53	66.25
			C05	15	75.00	58	72.50
			C06	15	75.00	61	76.25
			C07	14	70.00	70	87.50
9	KAVERI METRI	19U10019	C01	18	90.00	68	85.00
			C02	19	95.00	61	76.25
			C03	19	95.00	65	81.25
			C04	20	100.00	55	68.75
			C05	20	100.00	67	83.75
			C06	19	95.00	79	98.75
			C07	20	100.00	80	100.00
			C01	20	100.00	51	63.75
			C02	20	100.00	61	76.25

10	RAHUL A.	19U10039	C03	17	85.00	55	68.75
			C04	18	90.00	57	71.25
			C05	20	100.00	80	100.00
			C06	20	100.00	80	100.00
			C07	20	100.00	80	100.00

BCA - VI Semester 2021-22

Sl. No.	NAME OF THE STUDENTS	REG. NO.	CO	IA (TH)	PERCENTAGE	SEM END (TH)	PERCENTAGE
1	AKSHATA CHIKKMATH	19U10003	C01	14	70.00	61	76.25
			C02	14	70.00	50	62.50
			C03	19	95.00	66	82.50
			C04	17	85.00	52	65.00
			C05	15	75.00	44	55.00
2	AKSHATA BADIGER	19U10004	C01	20	100.00	69	86.25
			C02	20	100.00	59	73.75
			C03	20	100.00	67	83.75
			C04	19	95.00	76	95.00
			C05	20	100.00	58	72.50
3	ANKITHA D.	19U10005	C01	17	85.00	56	70.00
			C02	17	85.00	48	60.00
			C03	19	95.00	70	87.50
			C04	18	90.00	56	70.00
			C05	17	85.00	52	65.00
4	BHAGYA ANNIGERI	19U10009	C01	19	95.00	62	77.50
			C02	20	100.00	53	66.25
			C03	16	80.00	69	86.25
			C04	18	90.00	66	82.50
			C05	16	80.00	62	77.50
5	CAZEETA MASCARENHAS	19U10020	C01	19	95.00	62	77.50
			C02	18	90.00	55	68.75
			C03	20	100.00	74	92.50
			C04	14	70.00	37	46.25
			C05	19	95.00	52	65.00

6	CHETAL NILANNAVAR	19U10011	C01	17	85.00	49	61.25
			C02	15	75.00	34	42.50
			C03	14	70.00	67	83.75
			C04	13	65.00	42	52.50
			C05	17	85.00	39	48.75
7	DEEKSHA R. NAIK	19U10012	C01	20	100.00	58	72.50
			C02	20	100.00	42	52.50
			C03	18	90.00	74	92.50
			C04	14	70.00	55	68.75
			C05	19	95.00	62	77.50
8	GANGADHAR DESAI	19U10014	C01	14	70.00	46	57.50
			C02	11	55.00	32	40.00
			C03	17	85.00	54	67.50
			C04	8	40.00	32	40.00
			C05	8	40.00	51	63.75
9	KAVERI METRI	19U10019	C01	17	85.00	71	88.75
			C02	16	80.00	52	65.00
			C03	20	100.00	79	98.75
			C04	18	90.00	60	75.00
			C05	17	85.00	68	85.00
10	RAHUL A.	19U10039	C01	19	95.00	51	63.75
			C02	20	100.00	65	81.25
			C03	20	100.00	68	85.00
			C04	16	80.00	60	75.00
			C05	18	90.00	52	65.00

BCA - V Semester CBCS 2022-23							
Sl. No.	NAME OF THE STUDENTS	REG. NO.	CO	IA (TH)	PERCENTAGE	SEM END (TH)	PERCENTAGE
1	AKSHAY S. BADAVANNAVAR	20U10002	C01	19	95.00	75	93.75
			C02	20	100.00	56	70.00
			C03	20	100.00	54	67.50
			C04	10	50.00	51	63.75
			C05	10	100.00	35	87.50
			C06	10	100.00	37	92.50
2	AKSHAY SHINDE	20U10003	C01	20	100.00	75	93.75
			C02	19	95.00	62	77.50
			C03	19	95.00	52	65.00
			C04	17	85.00	59	73.75
			C05	9	90.00	37	92.50
			C06	10	100.00	40	100.00
3	ANNAPOORNA I. LAKANNAVAR	20U10005	C01	20	100.00	71	88.75
			C02	2	10.00	64	80.00
			C03	20	100.00	55	68.75
			C04	17	85.00	64	80.00
			C05	10	100.00	34	85.00
			C06	9	90.00	36	90.00
4	ANUPAMA R. DESAI	20U10006	C01	19	95.00	74	92.50
			C02	20	100.00	52	65.00
			C03	19	95.00	55	68.75
			C04	16	80.00	63	78.75
			C05	10	100.00	32	80.00
			C06	10	100.00	37	92.50
5	KIRAN MEGUNDI	20U10013	C01	20	100.00	70	87.50
			C02	16	80.00	62	77.50
			C03	8	40.00	55	68.75
			C04	15	75.00	61	76.25
			C05	10	100.00	37	92.50
			C06	9	90.00	36	90.00
			C01	18	90.00	69	86.25

6	LAXMI KARAMALLI	20U10015	C02	20	100.00	66	82.50
			C03	18	90.00	58	72.50
			C04	16	80.00	69	86.25
			C05	10	100.00	32	80.00
			C06	6	60.00	35	87.50
			C01	18	90.00	69	86.25
7	MANOJ BETDUR	20U10015	C02	20	100.00	66	82.50
			C03	18	90.00	58	72.50
			C04	16	80.00	69	86.25
			C05	10	100.00	32	80.00
			C06	6	60.00	35	87.50
			C01	18	90.00	69	86.25
8	PRASAD HIREMATH	20U10030	C01	20	100.00	69	86.25
			C02	20	100.00	61	76.25
			C03	19	95.00	67	83.75
			C04	19	95.00	74	92.50
			C05	10	100.00	38	95.00
			C06	10	100.00	40	100.00
9	SANTOSH AUDI	20U10040	C01	9	45.00	50	62.50
			C02	8	40.00	42	52.50
			C03	14	70.00	55	68.75
			C04	8	40.00	33	41.25
			C05	6	60.00	37	92.50
			C06	9	90.00	36	90.00
10	SRIDHAR K.S.	20U10048	C01	17	85.00	75	93.75
			C02	20	100.00	57	71.25
			C03	20	100.00	66	82.50
			C04	14	70.00	70	87.50
			C05	10	100.00	35	87.50
			C06	8	80.00	34	85.00

BCA - VI Semester CBCS 2022-23

Sl. No.	NAME OF THE STUDENTS	REG. NO.	CO	IA (TH)	PERCENTAGE	SEM END (TH)	PERCENTAGE
			C01	20	100.00	65	81.25

1	AKSHAY S. BADAVANNAVAR	20U10002	C02	19	95.00	78	97.50
			C03	14	70.00	55	68.75
			C04	12	60.00	75	93.75
			C01	20	100.00	67	83.75
2	AKSHAY SHINDE	20U10003	C02	16	80.00	55	68.75
			C03	10	50.00	46	57.50
			C04	13	65.00	68	85.00
			C01	20	100.00	65	81.25
3	ANNAPOORNA I. LAKANNAVAR	20U10005	C02	20	100.00	69	86.25
			C03	20	100.00	64	80.00
			C04	18	90.00	70	87.50
			C01	20	100.00	57	71.25
4	ANUPAMA R. DESAI	20U10006	C02	20	100.00	63	78.75
			C03	18	90.00	56	70.00
			C04	16	80.00	64	80.00
			C01	20	100.00	76	95.00
5	KIRAN MEGUNDI	20U10013	C02	20	100.00	76	95.00
			C03	19	95.00	71	88.75
			C04	18	90.00	68	85.00
			C01	20	100.00	70	87.50
6	LAXMI KARAMALLI	20U10015	C02	15	75.00	68	85.00
			C03	15	75.00	78	97.50
			C04	15	75.00	70	87.50
			C01	20	100.00	61	76.25
7	MANOJ BETDUR	20U10020	C02	20	100.00	65	81.25
			C03	14	70.00	60	75.00
			C04	11	55.00	60	75.00
			C01	20	100.00	75	93.75
8	PRASAD HIREMATH	20U10030	C02	18	90.00	77	96.25
			C03	15	75.00	64	80.00
			C04	15	75.00	70	87.50
			C01	18	90.00	66	82.50
9	SANTOSH AUDI	20U10040	C02	13	65.00	36	45.00

	SRIDHAR K.S.	20U10048	C03	10	50.00	32	40.00
			C04	8	40.00	47	58.75
10	SRIDHAR K.S.	20U10048	C01	20	100.00	69	86.25
			C02	16	80.00	66	82.50
			C03	13	65.00	71	88.75
			C04	15	75.00	69	86.25

BCA - V Semester 2018-19							
Sl. No.	NAME OF THE STUDENTS	REG. NO.	CO	IA (TH)	Percentage	SEM END (TH)	Percentage
1	AISHWARYA G. GAJAKOSH	16U10003	C01	19	95.00	56	70.00
			C02	16	80.00	71	88.75
			C03	18	90.00	52	65.00
			C04	15	75.00	60	75.00
			C05	20	100.00	67	83.75
			C06	20	100.00	72	90.00
			C07	19	95.00	78	97.50
2	AKASH INAMDAR	16U10004	C01	19	95.00	61	76.25
			C02	19	95.00	66	82.50
			C03	17	85.00	51	63.75
			C04	13	65.00	71	88.75
			C05	14	70.00	63	78.75
			C06	19	95.00	76	95.00
			C07	20	100.00	80	100.00
3	APARNA PATIL	16U10006	C01	19	95.00	71	88.75
			C02	20	100.00	69	86.25
			C03	19	95.00	54	67.50
			C04	18	90.00	59	73.75
			C05	20	100.00	64	80.00
			C06	19	95.00	78	97.50
			C07	19	95.00	68	85.00
4	BASAVARAJ NADAGOUD	16U10008	C01	17	85.00	46	57.50
			C02	11	55.00	53	66.25
			C03	9	45.00	45	56.25
			C04	7	35.00	50	62.50
			C05	14	70.00	50	62.50
			C06	14	70.00	55	68.75
			C07	14	70.00	52	65.00
			C01	20	100.00	63	78.75
			C02	20	100.00	59	73.75
			C03	19	95.00	48	60.00

5	GAGAN ODISUMATH	16U10010	C04	10	50.00	57	71.25
			C05	16	80.00	55	68.75
			C06	19	95.00	74	92.50
			C07	19	95.00	80	100.00
6	GAYATRI S.	16U10011	C01	20	100.00	64	80.00
			C02	19	95.00	68	85.00
			C03	16	80.00	53	66.25
			C04	10	50.00	55	68.75
			C05	12	60.00	49	61.25
			C06	16	80.00	75	93.75
			C07	19	95.00	75	93.75
7	KIRAN S. HERIMANI	16U10014	C01	20	100.00	60	75.00
			C02	20	100.00	70	87.50
			C03	20	100.00	58	72.50
			C04	12	60.00	67	83.75
			C05	18	90.00	68	85.00
			C06	20	100.00	78	97.50
			C07	20	100.00	70	87.50
8	MALLIKARJUN S.	16U10015	C01	20	100.00	53	66.25
			C02	17	85.00	66	82.50
			C03	17	85.00	48	60.00
			C04	7	35.00	50	62.50
			C05	18	90.00	57	71.25
			C06	20	100.00	76	95.00
			C07	19	95.00	70	87.50
9	NAGARAJ JAWOOR	16U10017	C01	20	100.00	46	57.50
			C02	20	100.00	60	75.00
			C03	17	85.00	55	68.75
			C04	16	80.00	48	60.00
			C05	15	75.00	61	76.25
			C06	20	100.00	78	97.50
			C07	17	85.00	75	93.75
			C01	19	95.00	53	66.25

10	NAMITA BASAVANNAVAR	16U10020	C02	17	85.00	69	86.25
			C03	17	85.00	38	47.50
			C04	15	75.00	59	73.75
			C05	19	95.00	63	78.75
			C06	20	100.00	76	95.00
			C07	19	95.00	78	97.50

BCA - VI Semester 2018-19

Sl. No.	NAME OF THE STUDENTS	REG. NO.	CO	IA (TH)	Percentage	SEM END (TH)	Percentage
1	AISHWARYA G. GAJAKOSH	16U10003	C01	13	65.00	45	56.25
			C02	14	70.00	46	57.50
			C03	19	95.00	70	87.50
			C04	17	85.00	60	75.00
			C05	17	85.00	48	60.00
2	AKASH INAMDAR	16U10004	C01	11	55.00	55	68.75
			C02	19	95.00	55	68.75
			C03	15	75.00	58	72.50
			C04	12	60.00	58	72.50
			C05	15	75.00	54	67.50
3	APARNA PATIL	16U10006	C01	17	85.00	56	70.00
			C02	14	70.00	50	62.50
			C03	20	100.00	68	85.00
			C04	20	100.00	60	75.00
			C05	20	100.00	51	63.75
4	BASAVARAJ NADAGOUD	16U10008	C01	9	45.00	32	40.00
			C02	7	35.00	45	56.25
			C03	15	75.00	50	62.50
			C04	18	90.00	35	43.75
			C05	16	80.00	41	51.25
5	GAGAN ODISUMATH	16U10010	C01	10	50.00	36	45.00
			C02	14	70.00	46	57.50
			C03	17	85.00	40	50.00

			C04	17	85.00	47	58.75
			C05	17	85.00	39	48.75
6	GAYATRI S.	16U10011	C01	10	50.00	50	62.50
			C02	14	70.00	54	67.50
			C03	17	85.00	64	80.00
			C04	20	100.00	46	57.50
			C05	17	85.00	44	55.00
7	KIRAN S. HERIMANI	16U10014	C01	11	55.00	55	68.75
			C02	20	100.00	53	66.25
			C03	20	100.00	65	81.25
			C04	17	85.00	57	71.25
			C05	17	85.00	51	63.75
8	MALLIKARJUN S.	16U10015	C01	12	60.00	47	58.75
			C02	13	65.00	50	62.50
			C03	17	85.00	54	67.50
			C04	18	90.00	48	60.00
			C05	15	75.00	41	51.25
9	NAGARAJ JAWOOR	16U10017	C01	10	50.00	32	40.00
			C02	14	70.00	32	40.00
			C03	9	45.00	46	57.50
			C04	19	95.00	32	40.00
			C05	16	80.00	32	40.00
10	NAMITA BASAVANAVAR	16U10020	C01	11	55.00	39	48.75
			C02	12	60.00	54	67.50
			C03	17	85.00	45	56.25
			C04	20	100.00	50	62.50
			C05	12	60.00	55	68.75

M.Sc. IV Semester (CBCS) CHEMISTRY - 2018-19							
Sl. No.	NAME OF THE STUDENTS	REG. NO.	CO	IA (TH)	SEM END (TH)	IA (TH) %	SEM END (TH)%
1	AKSHATA G. TERIMANI	16S60001	CO1	19	40	76.00	53.33
			CO2	13	41	52.00	54.67
			CO3	23	51	92.00	68.00
			CO4	8	33	80.00	82.50
			CO5	10	28	100.00	70.00
			CO6	9	36	90.00	90.00
			CO7	23	102	92.00	81.60
2	ARATI RAIBAG	16S60003	CO1	12	30	48.00	40.00
			CO2	11	37	44.00	49.33
			CO3	16	40	64.00	53.33
			CO4	9	29	90.00	72.50
			CO5	10	32	100.00	80.00
			CO6	8	33	80.00	82.50
			CO7	22	105	88.00	84.00
3	DIVYA JAMADAR	16S60006	CO1	12	35	48.00	46.67
			CO2	10	30	40.00	40.00
			CO3	16	38	64.00	50.67
			CO4	9	29	90.00	72.50
			CO5	8	28	80.00	70.00
			CO6	9	37	90.00	92.50
			CO7	22	101	88.00	80.80
4	JAYADEV M NAYAK	16S60008	CO1	15	35	60.00	46.67
			CO2	13	33	52.00	44.00
			CO3	19	44	76.00	58.67
			CO4	9	35	90.00	87.50
			CO5	8	29	80.00	72.50
			CO6	9	36	90.00	90.00
			CO7	22	102	88.00	81.60
			CO1	25	42	100.00	56.00

5	KAVYA S.	16S60011	CO2	18	41	72.00	54.67
			CO3	22	57	88.00	76.00
			CO4	9	34	90.00	85.00
			CO5	10	31	100.00	77.50
			CO6	9	37	90.00	92.50
			CO7	23	106	92.00	84.80
			6	KISHORKUMAR SIDOJI	16S60013	CO1	23
CO2	16	45				64.00	60.00
CO3	23	41				92.00	54.67
CO4	9	32				90.00	80.00
CO5	9	31				90.00	77.50
CO6	9	35				90.00	87.50
CO7	23	103				92.00	82.40
7	KONAKI SHRAVANI	16S60014	CO1	23	46	92.00	61.33
			CO2	14	43	56.00	57.33
			CO3	22	50	88.00	66.67
			CO4	9	31	90.00	77.50
			CO5	9	31	90.00	77.50
			CO6	9	37	90.00	92.50
			CO7	22	104	88.00	83.20
8	NEELAVVA INCHAL	16S60021	CO1	16	33	64.00	44.00
			CO2	11	30	44.00	40.00
			CO3	20	41	80.00	54.67
			CO4	9	34	90.00	85.00
			CO5	10	28	100.00	70.00
			CO6	9	36	90.00	90.00
			CO7	20	102	80.00	81.60
9	PUNITKUMAR M SHAMBALIMATH	16S60025	CO1	19	35	76.00	46.67
			CO2	13	32	52.00	42.67
			CO3	24	37	96.00	49.33
			CO4	9	29	90.00	72.50
			CO5	10	30	100.00	75.00
			CO6	8	34	80.00	85.00

			CO7	22	105	88.00	84.00
10	SUCHITRA L BHAT	16S60030	CO1	17	37	68.00	49.33
			CO2	15	35	60.00	46.67
			CO3	15	34	60.00	45.33
			CO4	9	33	90.00	82.50
			CO5	10	33	100.00	82.50
			CO6	8	36	80.00	90.00
			CO7	22	99	88.00	79.20

M.Sc. IV Semester (CBCS) CHEMISTRY -2019-20

Sl. No.	NAME OF THE STUDENTS	REG. NO.	CO	IA (TH)	SEM END (TH)	IA (TH) %	SEM END (TH)%
1	ADARSH D AGER	17S60110	CO1	17	35	68.00	46.67
			CO2	20	39	80.00	52.00
			CO3	11	40	44.00	53.33
			CO4	8	36	80.00	90.00
			CO5	8	29	80.00	72.50
			CO6	9	33	90.00	82.50
			CO7	16	100	64.00	80.00
2	ASIYA A PATEL	17S60113	CO1	17	40	68.00	53.33
			CO2	19	37	76.00	49.33
			CO3	16	35	64.00	46.67
			CO4	9	30	90.00	75.00
			CO5	9	30	90.00	75.00
			CO6	9	33	90.00	82.50
			CO7	24	106	96.00	84.80
3	ATMANAND ANCHI	17S60114	CO1	16	33	64.00	44.00
			CO2	19	55	76.00	73.33
			CO3	14	44	56.00	58.67
			CO4	9	33	90.00	82.50
			CO5	9	32	90.00	80.00
			CO6	9	33	90.00	82.50
			CO7	21	106	84.00	84.80
			CO1	18	41	72.00	54.67

4	CHAITRA BADIGER	17S60117	CO2	18	48	72.00	64.00
			CO3	18	51	72.00	68.00
			CO4	9	31	90.00	77.50
			CO5	10	29	100.00	72.50
			CO6	9	37	90.00	92.50
			CO7	23	105	92.00	84.00
			5	DEEPA V. MITAGAR	17S60119	CO1	16
CO2	17	33				68.00	44.00
CO3	18	48				72.00	64.00
CO4	8	31				80.00	77.50
CO5	9	26				90.00	65.00
CO6	9	35				90.00	87.50
CO7	24	108				96.00	86.40
6	IMANSHU TALAGER	17S60120	CO1	18	46	72.00	61.33
			CO2	24	48	96.00	64.00
			CO3	17	51	68.00	68.00
			CO4	9	34	90.00	85.00
			CO5	10	31	100.00	77.50
			CO6	9	37	90.00	92.50
			CO7	23	108	92.00	86.40
7	LINGARAJU L. B.	17S60123	CO1	13	44	52.00	58.67
			CO2	17	58	68.00	77.33
			CO3	10	46	40.00	61.33
			CO4	9	34	90.00	85.00
			CO5	10	31	100.00	77.50
			CO6	8	36	80.00	90.00
			CO7	23	100	92.00	80.00
8	MUTTAKKA HALALLI	17S60126	CO1	22	37	88.00	49.33
			CO2	24	34	96.00	45.33
			CO3	14	40	56.00	53.33
			CO4	9	34	90.00	85.00
			CO5	9	28	90.00	70.00
			CO6	9	36	90.00	90.00
			CO7	22	107	88.00	85.60

9	POOJA A PATIL	17S60130	CO1	19	38	76.00	50.67
			CO2	21	46	84.00	61.33
			CO3	19	50	76.00	66.67
			CO4	8	33	80.00	82.50
			CO5	10	28	100.00	70.00
			CO6	9	37	90.00	92.50
			CO7	22	108	88.00	86.40
10	PRIYA DIGRAJ	17S60132	CO1	22	54	88.00	72.00
			CO2	22	52	88.00	69.33
			CO3	17	56	68.00	74.67
			CO4	9	32	90.00	80.00
			CO5	10	29	100.00	72.50
			CO6	9	37	90.00	92.50
			CO7	22	105	88.00	84.00

M.Sc. IV Semester (CBCS) CHEMISTRY -2020-21

Sl. No.	NAME OF THE	REG. NO.	CO	IA (TH)	SEM END (TH)	IA (TH) %	SEM END (TH)%
1	AISHWARYA GANI	18S60001	CO1	22	40	88.00	53.33
			CO2	24	55	96.00	73.33
			CO3	22	36	88.00	48.00
			CO4	9	35	90.00	87.50
			CO5	9	40	90.00	100.00
			CO6	9	33	90.00	82.50
			CO7	23	116	92.00	92.80
2	BASAVESH HIREMATH	18S60005	CO1	23	30	92.00	40.00
			CO2	23	33	92.00	44.00
			CO3	20	37	80.00	49.33
			CO4	8	33	80.00	82.50
			CO5	9	38	90.00	95.00
			CO6	9	35	90.00	87.50
			CO7	23	100	92.00	80.00
			CO1	25	60	100.00	80.00
			CO2	21	32	84.00	42.67
			CO3	21	41	84.00	54.67

3	DIVYA KURADIKAR	18S60010	CO4	9	35	90.00	87.50
			CO5	9	40	90.00	100.00
			CO6	9	33	90.00	82.50
			CO7	23	112	92.00	89.60
4	JYOTI K. G.	18S60016	CO1	23	60	92.00	80.00
			CO2	24	48	96.00	64.00
			CO3	20	48	80.00	64.00
			CO4	9	38	90.00	95.00
			CO5	9	36	90.00	90.00
			CO6	9	33	90.00	82.50
			CO7	22	112	88.00	89.60
5	LINGARAJ K. KURUBETTA	18S60018	CO1	25	43	100.00	57.33
			CO2	24	44	96.00	58.67
			CO3	20	33	80.00	44.00
			CO4	9	35	90.00	87.50
			CO5	9	39	90.00	97.50
			CO6	9	35	90.00	87.50
			CO7	23	118	92.00	94.40
6	MAHANTESH	18S60019	CO1	25	43	100.00	57.33
			CO2	22	43	88.00	57.33
			CO3	19	41	76.00	54.67
			CO4	9	33	90.00	82.50
			CO5	9	35	90.00	87.50
			CO6	8	33	80.00	82.50
			CO7	23	108	92.00	86.40
7	N. S. NAINA	18S60025	CO1	21	44	84.00	58.67
			CO2	20	35	80.00	46.67
			CO3	19	33	76.00	44.00
			CO4	8	36	80.00	90.00
			CO5	8	34	80.00	85.00
			CO6	8	34	80.00	85.00
			CO7	22	94	88.00	75.20
			CO1	16	31	64.00	41.33
			CO2	23	37	92.00	49.33

8	NAGARAJ M. GOUDA	18S60026	CO3	18	30	72.00	40.00
			CO4	9	33	90.00	82.50
			CO5	8	34	80.00	85.00
			CO6	9	34	90.00	85.00
			CO7	22	98	88.00	78.40
9	NANDINI K.N.	18S60027	CO1	15	30	60.00	40.00
			CO2	19	31	76.00	41.33
			CO3	20	35	80.00	46.67
			CO4	8	31	80.00	77.50
			CO5	8	36	80.00	90.00
			CO6	8	33	80.00	82.50
			CO7	22	96	88.00	76.80
10	RENUKA J. RAJAPUT	18S60034	CO1	19	30	76.00	40.00
			CO2	21	40	84.00	53.33
			CO3	19	39	76.00	52.00
			CO4	9	35	90.00	87.50
			CO5	9	34	90.00	85.00
			CO6	9	34	90.00	85.00
			CO7	23	97	92.00	77.60

M.Sc. IV Semester (CBCS) CHEMISTRY - 2021-22

Sl. No.	NAME OF THE	REG. NO.	CO	IA (TH)	SEM END (TH)	IA (TH) %	SEM END (TH)%
1	AISHWARYA B. YANDIGERI	19S60002	CO1	24	43	96.00	57.33
			CO2	20	30	80.00	40.00
			CO3	16	30	64.00	40.00
			CO4	9	37	90.00	92.50
			CO5	10	38	100.00	95.00
			CO6	9	30	90.00	75.00
			CO7	19	110	76.00	88.00
2	AKSHATA R. T	19S60003	CO1	25	44	100.00	58.67
			CO2	20	33	80.00	44.00
			CO3	22	30	88.00	40.00
			CO4	9	38	90.00	95.00
			CO5	10	39	100.00	97.50

3	ASHA PALABABI	19S60004	CO6	9	33	90.00	82.50
			CO7	20	112	80.00	89.60
			CO1	23	48	92.00	64.00
			CO2	18	44	72.00	58.67
			CO3	18	34	72.00	45.33
			CO4	9	39	90.00	97.50
			CO5	10	40	100.00	100.00
4	BIBI AYISHA	19S60006	CO6	8	32	80.00	80.00
			CO7	19	110	76.00	88.00
			CO1	25	60	100.00	80.00
			CO2	24	56	96.00	74.67
			CO3	23	34	92.00	45.33
			CO4	9	38	90.00	95.00
			CO5	10	38	100.00	95.00
5	CHAITRA B.	19S60007	CO6	9	30	90.00	75.00
			CO7	23	108	92.00	86.40
			CO1	24	47	96.00	62.67
			CO2	20	53	80.00	70.67
			CO3	18	36	72.00	48.00
			CO4	9	39	90.00	97.50
			CO5	10	40	100.00	100.00
6	JYOTI NAIK	19S60012	CO6	9	32	90.00	80.00
			CO7	21	106	84.00	84.80
			CO1	21	35	84.00	46.67
			CO2	21	40	84.00	53.33
			CO3	16	30	64.00	40.00
			CO4	9	38	90.00	95.00
			CO5	10	39	100.00	97.50
7	MANJANGOUDA P PATIL	19S60015	CO6	8	32	80.00	80.00
			CO7	21	112	84.00	89.60
			CO1	24	53	96.00	70.67
			CO2	17	53	68.00	70.67
			CO3	23	30	92.00	40.00
			CO4	8	38	80.00	95.00

			CO5	9	38	90.00	95.00
			CO6	8	30	80.00	75.00
			CO7	23	112	92.00	89.60
8	MANJUNATH KURADAGI	19S60016	CO1	23	34	92.00	45.33
			CO2	24	43	96.00	57.33
			CO3	22	30	88.00	40.00
			CO4	8	38	80.00	95.00
			CO5	9	37	90.00	92.50
			CO6	9	33	90.00	82.50
			CO7	23	113	92.00	90.40
9	PARVATI PATIL	19S60020	CO1	22	30	88.00	40.00
			CO2	18	32	72.00	42.67
			CO3	21	30	84.00	40.00
			CO4	9	38	90.00	95.00
			CO5	9	37	90.00	92.50
			CO6	8	31	80.00	77.50
			CO7	22	109	88.00	87.20
10	PRATIKSHA T.	19S60025	CO1	25	58	100.00	77.33
			CO2	23	58	92.00	77.33
			CO3	24	40	96.00	53.33
			CO4	9	39	90.00	97.50
			CO5	10	38	100.00	95.00
			CO6	9	34	90.00	85.00
			CO7	23	111	92.00	88.80

M.Sc. IV Semester (CBCS) CHEMISTRY 2022-23

Sl. No.	NAME OF THE STUDENTS	REG. NO.	CO	IA (TH)	SEM END (TH)	IA (TH) %	SEM END (TH)%
1	VEERAMMA SHETTAR	20S60035	CO1	12	42	48.00	56.00
			CO2	17	39	68.00	52.00
			CO3	17	36	68.00	48.00
			CO4	9	32	90.00	80.00
			CO5	9	36	90.00	90.00
			CO6	8	31	80.00	77.50

			CO7	20	103	80.00	82.40
2	VIDYA MATHAPATI	20S60036	CO1	12	42	48.00	56.00
			CO2	15	48	60.00	64.00
			CO3	17	48	68.00	64.00
			CO4	9	30	90.00	75.00
			CO5	9	32	90.00	80.00
			CO6	8	32	80.00	80.00
			CO7	22	101	88.00	80.80
3	SWATI AMINABHAVI	20S60030	CO1	17	35	68.00	46.67
			CO2	17	36	68.00	48.00
			CO3	16	39	64.00	52.00
			CO4	9	31	90.00	77.50
			CO5	9	36	90.00	90.00
			CO6	8	31	80.00	77.50
			CO7	21	102	84.00	81.60
4	GULNAZ N KHAN	20S60031	CO1	16	33	64.00	44.00
			CO2	18	37	72.00	49.33
			CO3	21	50	84.00	66.67
			CO4	9	33	90.00	82.50
			CO5	9	34	90.00	85.00
			CO6	9	28	90.00	70.00
			CO7	24	101	96.00	80.80
5	SOUMYA KAMATAR	20S60027	CO1	17	30	68.00	40.00
			CO2	17	53	68.00	70.67
			CO3	21	43	84.00	57.33
			CO4	9	34	90.00	85.00
			CO5	9	37	90.00	92.50
			CO6	8	31	80.00	77.50
			CO7	22	103	88.00	82.40
6	SPOORTI S PATIL	20S60028	CO1	17	30	68.00	40.00
			CO2	16	38	64.00	50.67
			CO3	15	37	60.00	49.33
			CO4	8	35	80.00	87.50
			CO5	9	35	90.00	87.50

			CO6	8	30	80.00	75.00
			CO7	22	106	88.00	84.80
7	SHIVANAND M KADAM	20S60025	CO1	12	30	48.00	40.00
			CO2	18	41	72.00	54.67
			CO3	14	30	56.00	40.00
			CO4	9	34	90.00	85.00
			CO5	10	36	100.00	90.00
			CO6	8	26	80.00	65.00
			CO7	22	107	88.00	85.60
8	PRIYANKA BETAGERI	20S60019	CO1	13	30	52.00	40.00
			CO2	16	49	64.00	65.33
			CO3	13	48	52.00	64.00
			CO4	9	35	90.00	87.50
			CO5	10	33	100.00	82.50
			CO6	8	34	80.00	85.00
			CO7	23	104	92.00	83.20
9	KAVYA D.	20S60012	CO1	23	55	92.00	73.33
			CO2	23	48	92.00	64.00
			CO3	20	40	80.00	53.33
			CO4	9	32	90.00	80.00
			CO5	10	38	100.00	95.00
			CO6	9	32	90.00	80.00
			CO7	24	103	96.00	82.40
10	AISHWARYA PATIL	20S60003	CO1	16	41	64.00	54.67
			CO2	14	48	56.00	64.00
			CO3	14	33	56.00	44.00
			CO4	9	33	90.00	82.50
			CO5	9	35	90.00	87.50
			CO6	8	34	80.00	85.00
			CO7	23	101	92.00	80.80

M.Sc. IV Semester MATHEMATICS - 2018-19

Sl. No.	NAME OF THE STUDENTS	REG. NO.	CO	IA (TH)	SEM END (TH)
1	AKSHATA AVAGHAN	16S14034	C01	20	46
			C02	19	64
			C03	13	27
			C04	13	30
			C05	12	28
			C06	18	69
			C07	10	30
			C08	23	73
2	ARUNKUMAR H. UDANDI	16S14036	C01	19	62
			C02	23	55
			C03	14	14
			C04	14	24
			C05	12	29
			C06	20	63
			C07	12	30
			C08	24	74
3	AVINASH M. TALAWAR	16S14037	C01	19	54
			C02	21	38
			C03	15	20
			C04	14	21
			C05	13	26
			C06	20	71
			C07	14	30
			C08	21	66
4	BHUVANESHWARI BIRADAR	16S14038	C01	16	56
			C02	23	49
			C03	14	23
			C04	12	25
			C05	13	27
			C06	17	65
			C07	10	28
			C08	21	66
5	BIMBA R SHANKAR	16S14039	C01	23	62
			C02	24	63
			C03	15	27
			C04	13	35
			C05	11	30
			C06	25	68
			C07	13	26
			C08	21	66
6	DIVYA HANAMANTAPPA G	16S14040	C01	23	60
			C02	24	60
			C03	15	32
			C04	15	35

	DIVYA HANAMANTHAPPA S.	16S14040	C05	13	29
			C06	25	72
			C07	10	32
			C08	21	66
7	DIVYASHREE Y.	16S14041	C01	25	57
			C02	24	61
			C03	15	30
			C04	14	31
			C05	11	31
			C06	24	71
			C07	15	29
			C08	21	71
8	JOSLIN DASINT FERNANDES	16S14042	C01	22	49
			C02	24	62
			C03	15	28
			C04	15	32
			C05	13	30
			C06	20	67
			C07	8	30
			C08	21	71
9	MANJULA N. G	16S14045	C01	21	64
			C02	24	57
			C03	15	23
			C04	13	33
			C05	14	26
			C06	18	72
			C07	13	30
			C08	23	71
10	MEGHARAJA GHM	16S14046	C01	19	57
			C02	21	58
			C03	15	20
			C04	13	29
			C05	15	29
			C06	22	71
			C07	11	30
			C08	22	70

M.Sc. IV Semester MATHEMATICS - 2019-20

Sl. No.	NAME OF THE STUDENTS	REG. NO.	CO	IA (TH)	SEM END (TH)
1	AKSHATA MADIWALAR	17S14028	C01	20	45
			C02	14	51
			C03	9	18
			C04	12	14
			C05	13	28
			C06	19	71
			C07	13	14

			C08	20	68
2	AKSHAY KULKARNI	17S14029	C01	22	59
			C02	15	47
			C03	10	20
			C04	15	14
			C05	12	27
			C06	14	42
			C07	11	30
			C08	21	69
			3	ANNAPURNA S KAMATI	17S14030
C02	23	69			
C03	13	34			
C04	15	30			
C05	12	29			
C06	23	70			
C07	11	34			
C08	23	72			
4	BHAGYASHREE KAMATAGOUDAR	17S14033			
			C02	24	72
			C03	15	22
			C04	15	26
			C05	14	34
			C06	25	64
			C07	13	31
			C08	19	66
			5	CHANNABASAPPA JAWAI	17S14035
C02	24	64			
C03	14	27			
C04	15	24			
C05	14	29			
C06	25	73			
C07	12	24			
C08	19	67			
6	GONIBASAPPA R BILLALLI	17S14036			
			C02	20	66
			C03	15	22
			C04	15	33
			C05	14	31
			C06	18	72
			C07	12	31
			C08	18	66
			7	HEMANTH SAVANT	17S14037
C02	21	69			
C03	14	22			
C04	14	20			
C05	15	29			
C06	16	72			

			C07	11	32
			C08	18	66
8	KAJALA MANJUNATH NAIK	17S14038	C01	22	59
			C02	15	57
			C03	12	17
			C04	14	16
			C05	12	27
			C06	19	56
			C07	12	35
			C08	18	67
9	MANJUNATH S HARAKE	17S14039	C01	25	69
			C02	18	55
			C03	12	21
			C04	14	24
			C05	14	32
			C06	22	68
			C07	11	32
			C08	18	61
10	NAGARANTA	17S14040	C01	23	54
			C02	19	53
			C03	11	18
			C04	14	14
			C05	14	29
			C06	22	52
			C07	12	31
			C08	18	66

M.Sc. IV Semester MATHEMATICS - 2020-21

Sl. No.	NAME OF THE STUDENTS	REG. NO.	CO	IA (TH)	SEM END (TH)
1	AFSANABANU BYADAGI	18S14029	C01	25	63
			C02	23	55
			C03	14	27
			C04	14	34
			C05	14	29
			C06	25	75
			C07	13	33
			C08	23	72
2	AKSHATA P.M.	18S14030	C01	25	72
			C02	22	64
			C03	14	25
			C04	15	35
			C05	15	30
			C06	25	72
			C07	10	33
			C08	21	71
			C01	25	68

3	AKSHATA S SOORAGOND	18S14031	C02	22	68
			C03	11	26
			C04	15	35
			C05	15	30
			C06	20	75
			C07	12	30
			C08	18	70
			4	AKSHATA V HIREMATH	18S14032
C02	23	69			
C03	12	28			
C04	15	34			
C05	15	32			
C06	24	74			
C07	13	31			
C08	20	69			
5	AKSHAYKUMAR C.A.	18S14033	C01	24	56
			C02	20	63
			C03	11	19
			C04	15	27
			C05	15	27
			C06	22	68
			C07	12	29
			C08	19	74
6	ASHWINI S.	18S14034	C01	24	66
			C02	20	61
			C03	12	26
			C04	15	35
			C05	15	31
			C06	23	72
			C07	10	33
			C08	20	72
7	BASAVARAJESHWARI S.V.	18S14036	C01	24	66
			C02	22	66
			C03	13	23
			C04	15	35
			C05	15	30
			C06	25	73
			C07	11	32
			C08	20	72
8	BHARATI M.B.	18S14037	C01	23	53
			C02	21	60
			C03	12	24
			C04	14	34
			C05	15	27
			C06	22	67
			C07	12	32
			C08	19	74

9	DEEPA P.	18S14038	C01	25	61
			C02	19	54
			C03	15	26
			C04	14	35
			C05	13	25
			C06	23	68
			C07	11	31
			C08	23	72
10	DINAH M.	18S14040	C01	25	61
			C02	21	67
			C03	15	28
			C04	14	31
			C05	15	31
			C06	25	75
			C07	11	28
			C08	23	72

M.Sc. IV Semester MATHEMATICS - 2021-22

Sl. No.	NAME OF THE STUDENTS	REG. NO.	CO	IA (TH)	SEM END (TH)
1	AISHARYA	19S14023	C01	25	67
			C02	25	69
			C03	14	35
			C04	15	35
			C05	14	31
			C06	25	74
			C07	15	31
			C08	19	68
2	AMBIKA KARADI	19S14026	C01	24	64
			C02	25	68
			C03	14	30
			C04	15	35
			C05	15	30
			C06	25	65
			C07	15	32
			C08	20	69
3	GANGANBIKA TEGGINAMANI	19S14030	C01	25	50
			C02	24	53
			C03	14	25
			C04	15	25
			C05	14	30
			C06	24	71
			C07	15	26
			C08	18	68
4	GOURAMMA MACHA	19S14031	C01	25	56
			C02	25	44
			C03	14	27
			C04	15	33

	GOURAVIYA MIRJA	19S14031	C05	14	29
			C06	25	51
			C07	15	31
			C08	19	67
5	GOUSIYA N MIRJA	19S14032	C01	24	62
			C02	25	65
			C03	14	35
			C04	14	35
			C05	14	30
			C06	25	59
			C07	15	22
			C08	20	66
6	HEMATHA HEBBALI	19S14033	C01	24	56
			C02	25	72
			C03	15	33
			C04	15	35
			C05	14	30
			C06	25	70
			C07	15	30
			C08	21	68
7	KAVITHA CHAWAN	19S14034	C01	25	56
			C02	25	58
			C03	14	32
			C04	15	35
			C05	14	29
			C06	25	73
			C07	15	30
			C08	19	68
8	LAXMI S PATIL	19S14035	C01	25	60
			C02	25	65
			C03	14	28
			C04	15	24
			C05	14	30
			C06	25	63
			C07	15	22
			C08	20	68
9	MAHESH SALI	19S14037	C01	25	56
			C02	24	69
			C03	14	18
			C04	15	32
			C05	14	30
			C06	25	57
			C07	15	30
			C08	21	68
			C01	25	56
			C02	25	66
			C03	15	35

10	MALLANAGOUDA A PATIL	19S14038	C04	15	35
			C05	14	32
			C06	25	66
			C07	15	31
			C08	22	66

M.Sc. IV Semester MATHEMATICS - 2022-23

Sl. No.	NAME OF THE STUDENTS	REG. NO.	CO	IA (TH)	SEM END (TH)
1	AKSHATA B.A.	20S14029	C01	23	62
			C02	21	59
			C03	15	30
			C04	15	30
			C05	15	31
			C06	24	72
			C07	14	30
			C08	20	65
2	AKSHATA BHAJANTRI	20S14030	C01	23	68
			C02	19	55
			C03	11	30
			C04	15	30
			C05	14	31
			C06	21	70
			C07	13	35
			C08	20	65
3	BHAVANA GADAG	20S14031	C01	24	70
			C02	25	56
			C03	15	33
			C04	15	30
			C05	15	34
			C06	25	72
			C07	13	33
			C08	22	68
4	BHUVANESHWARI BINDAGE	20S14032	C01	21	72
			C02	25	54
			C03	15	28
			C04	15	30
			C05	14	33
			C06	24	70
			C07	13	32
			C08	22	68
5	CHAITANYA Y.S.	20S14033	C01	21	72
			C02	25	60
			C03	15	31
			C04	15	30
			C05	15	32
			C06	24	70
			C07	13	30

			C08	21	68
6	CHETANA S. BELUR	20S14034	C01	25	73
			C02	24	61
			C03	15	31
			C04	15	30
			C05	15	31
			C06	25	73
			C07	15	30
			C08	22	67
7	DARSHANKUMAR C.V.	20S14035	C01	25	66
			C02	22	60
			C03	14	27
			C04	15	30
			C05	15	33
			C06	24	71
			C07	14	30
			C08	21	67
8	DIVYA T.G	20S14036	C01	21	63
			C02	17	46
			C03	11	23
			C04	15	28
			C05	14	32
			C06	17	60
			C07	9	24
			C08	20	67
9	GEETA J.L.	20S14037	C01	17	69
			C02	18	53
			C03	12	31
			C04	15	28
			C05	14	33
			C06	22	69
			C07	14	30
			C08	20	65
10	JYOTI S.G.	20S14038	C01	23	59
			C02	22	54
			C03	11	27
			C04	15	30
			C05	14	31
			C06	20	66
			C07	10	30
			C08	21	66

IA (TH) %	SEM END (TH)%
80.00	61.33
76.00	85.33
86.67	77.14
86.67	85.71
80.00	80.00
72.00	92.00
66.67	85.71
92.00	97.33
76.00	82.67
92.00	73.33
93.33	40.00
93.33	68.57
80.00	82.86
80.00	84.00
80.00	85.71
96.00	98.67
76.00	72.00
84.00	50.67
100.00	57.14
93.33	60.00
86.67	74.29
80.00	94.67
93.33	85.71
84.00	88.00
64.00	74.67
92.00	65.33
93.33	65.71
80.00	71.43
86.67	77.14
68.00	86.67
66.67	80.00
84.00	88.00
92.00	82.67
96.00	84.00
100.00	77.14
86.67	100.00
73.33	85.71
100.00	90.67
86.67	74.29
84.00	88.00
92.00	80.00
96.00	80.00
100.00	91.43
100.00	100.00

86.67	82.86
100.00	96.00
66.67	91.43
84.00	88.00
100.00	76.00
96.00	81.33
100.00	85.71
93.33	88.57
73.33	88.57
96.00	94.67
100.00	82.86
84.00	94.67
88.00	65.33
96.00	82.67
100.00	80.00
100.00	91.43
86.67	85.71
80.00	89.33
53.33	85.71
84.00	94.67
84.00	85.33
96.00	76.00
100.00	65.71
86.67	94.29
93.33	74.29
72.00	96.00
86.67	85.71
92.00	94.67
76.00	76.00
84.00	77.33
100.00	57.14
86.67	82.86
100.00	82.86
88.00	94.67
73.33	85.71
88.00	93.33

IA (TH) %	SEM END (TH)%
80.00	60.00
56.00	68.00
60.00	51.43
80.00	40.00
86.67	80.00
76.00	94.67
86.67	40.00

80.00	90.67
88.00	78.67
60.00	62.67
66.67	57.14
100.00	40.00
80.00	77.14
56.00	56.00
73.33	85.71
84.00	92.00
80.00	82.67
92.00	92.00
86.67	97.14
100.00	85.71
80.00	82.86
92.00	93.33
73.33	97.14
92.00	96.00
100.00	82.67
96.00	96.00
100.00	62.86
100.00	74.29
93.33	97.14
100.00	85.33
86.67	88.57
76.00	88.00
88.00	78.67
96.00	85.33
93.33	77.14
100.00	68.57
93.33	82.86
100.00	97.33
80.00	68.57
76.00	89.33
100.00	80.00
80.00	88.00
100.00	62.86
100.00	94.29
93.33	88.57
72.00	96.00
80.00	88.57
72.00	88.00
100.00	82.67
84.00	92.00
93.33	62.86
93.33	57.14
100.00	82.86
64.00	96.00

73.33	91.43
72.00	88.00
88.00	78.67
60.00	76.00
80.00	48.57
93.33	45.71
80.00	77.14
76.00	74.67
80.00	100.00
72.00	89.33
100.00	92.00
72.00	73.33
80.00	60.00
93.33	68.57
93.33	91.43
88.00	90.67
73.33	91.43
72.00	81.33
92.00	72.00
76.00	70.67
73.33	51.43
93.33	40.00
93.33	82.86
88.00	69.33
80.00	88.57
72.00	88.00

IA (TH) %	SEM END (TH)%
100.00	84.00
92.00	73.33
93.33	77.14
93.33	97.14
93.33	82.86
100.00	100.00
86.67	94.29
92.00	96.00
100.00	96.00
88.00	85.33
93.33	71.43
100.00	100.00
100.00	85.71
100.00	96.00
66.67	94.29
84.00	94.67
100.00	90.67

88.00	90.67
73.33	74.29
100.00	100.00
100.00	85.71
80.00	100.00
80.00	85.71
72.00	93.33
100.00	69.33
92.00	92.00
80.00	80.00
100.00	97.14
100.00	91.43
96.00	98.67
86.67	88.57
80.00	92.00
96.00	74.67
80.00	84.00
73.33	54.29
100.00	77.14
100.00	77.14
88.00	90.67
80.00	82.86
76.00	98.67
96.00	88.00
80.00	81.33
80.00	74.29
100.00	100.00
100.00	88.57
92.00	96.00
66.67	94.29
80.00	96.00
96.00	88.00
88.00	88.00
86.67	65.71
100.00	100.00
100.00	85.71
100.00	97.33
73.33	91.43
80.00	96.00
92.00	70.67
84.00	80.00
80.00	68.57
93.33	97.14
100.00	77.14
88.00	89.33
80.00	91.43
76.00	98.67

100.00	81.33
76.00	72.00
100.00	74.29
93.33	100.00
86.67	71.43
92.00	90.67
73.33	88.57
92.00	96.00
100.00	81.33
84.00	89.33
100.00	80.00
93.33	88.57
100.00	88.57
100.00	100.00
73.33	80.00
92.00	96.00

IA (TH) %	SEM END (TH)%
100.00	89.33
100.00	92.00
93.33	100.00
100.00	100.00
93.33	88.57
100.00	98.67
100.00	88.57
76.00	90.67
96.00	85.33
100.00	90.67
93.33	85.71
100.00	100.00
100.00	85.71
100.00	86.67
100.00	91.43
80.00	92.00
100.00	66.67
96.00	70.67
93.33	71.43
100.00	71.43
93.33	85.71
96.00	94.67
100.00	74.29
72.00	90.67
100.00	74.67
100.00	58.67
93.33	77.14
100.00	94.29

93.33	82.86
100.00	68.00
100.00	88.57
76.00	89.33
96.00	82.67
100.00	86.67
93.33	100.00
93.33	100.00
93.33	85.71
100.00	78.67
100.00	62.86
80.00	88.00
96.00	74.67
100.00	96.00
100.00	94.29
100.00	100.00
93.33	85.71
100.00	93.33
100.00	85.71
84.00	90.67
100.00	74.67
100.00	77.33
93.33	91.43
100.00	100.00
93.33	82.86
100.00	97.33
100.00	85.71
76.00	90.67
100.00	80.00
100.00	86.67
93.33	80.00
100.00	68.57
93.33	85.71
100.00	84.00
100.00	62.86
80.00	90.67
100.00	74.67
96.00	92.00
93.33	51.43
100.00	91.43
93.33	85.71
100.00	76.00
100.00	85.71
84.00	90.67
100.00	74.67
100.00	88.00
100.00	100.00

100.00	100.00
93.33	91.43
100.00	88.00
100.00	88.57
88.00	88.00

IA (TH) %	SEM END (TH)%
92.00	82.67
84.00	78.67
100.00	85.71
100.00	85.71
100.00	88.57
96.00	96.00
93.33	85.71
80.00	86.67
92.00	90.67
76.00	73.33
73.33	85.71
100.00	85.71
93.33	88.57
84.00	93.33
86.67	100.00
80.00	86.67
96.00	93.33
100.00	74.67
100.00	94.29
100.00	85.71
100.00	97.14
100.00	96.00
86.67	94.29
88.00	90.67
84.00	96.00
100.00	72.00
100.00	80.00
100.00	85.71
93.33	94.29
96.00	93.33
86.67	91.43
88.00	90.67
84.00	96.00
100.00	80.00
100.00	88.57
100.00	85.71
100.00	91.43
96.00	93.33
86.67	85.71

84.00	90.67
100.00	97.33
96.00	81.33
100.00	88.57
100.00	85.71
100.00	88.57
100.00	97.33
100.00	85.71
88.00	89.33
100.00	88.00
88.00	80.00
93.33	77.14
100.00	85.71
100.00	94.29
96.00	94.67
93.33	85.71
84.00	89.33
84.00	84.00
68.00	61.33
73.33	65.71
100.00	80.00
93.33	91.43
68.00	80.00
60.00	68.57
80.00	89.33
68.00	92.00
72.00	70.67
80.00	88.57
100.00	80.00
93.33	94.29
88.00	92.00
93.33	85.71
80.00	86.67
92.00	78.67
88.00	72.00
73.33	77.14
100.00	85.71
93.33	88.57
80.00	88.00
66.67	85.71
84.00	88.00

M.Sc. IV Semester PHYSICS 2018-19							
Sl. No.	NAME OF THE STUDENTS	REG. NO.	CO	IA (TH)	SEM END (TH)	IA (TH) %	SEM END (TH)%
1	AISHARYA NAIK	16S16002	C01	15	39	60.00	52.00
			C02	14	41	56.00	54.67
			C03	15	47	60.00	62.67
			C04	20	33	80.00	44.00
			C05	22	62	88.00	82.67
			C06	14	105	56.00	84.00
2	ANITA BHANDARI	16S16003	C01	15	40	60.00	53.33
			C02	16	30	64.00	40.00
			C03	15	46	60.00	61.33
			C04	21	37	84.00	49.33
			C05	23	58	92.00	77.33
			C06	29	98	116.00	78.40
3	GEETA AVARADI	16S16006	C01	14	46	56.00	61.33
			C02	18	37	72.00	49.33
			C03	18	55	72.00	73.33
			C04	20	61	80.00	81.33
			C05	22	64	88.00	85.33
			C06	16	85	64.00	68.00
4	KIRAN GADIVADDAR	16S16007	C01	15	43	60.00	57.33
			C02	16	41	64.00	54.67
			C03	18	49	72.00	65.33
			C04	21	48	84.00	64.00
			C05	22	59	88.00	78.67
			C06	22	105	88.00	84.00

5	MANJUATH GASTE	16S16009	C01	9	36	36.00	48.00
			C02	10	30	40.00	40.00
			C03	10	39	40.00	52.00
			C04	18	31	72.00	41.33
			C05	22	56	88.00	74.67
			C06	19	92	76.00	73.60
6	SUMA N NAIK	16S16013	C01	10	30	40.00	40.00
			C02	10	30	40.00	40.00
			C03	13	30	52.00	40.00
			C04	19	30	76.00	40.00
			C05	23	60	92.00	80.00
			C06	15	98	60.00	78.40
7	ASHWINI MUDRABET	16S16004	C01	10	33	40.00	44.00
			C02	10	30	40.00	40.00
			C03	12	30	48.00	40.00
			C04	20	41	80.00	54.67
			C05	23	63	92.00	84.00
			C06	23	104	92.00	83.20

M.Sc. IV Semester PHYSICS 2019-20							
Sl. No.	NAME OF THE STUDENTS	REG. NO.	CO	IA (TH)	SEM END (TH)	IA (TH) %	SEM END (TH)%
1	AKSHATA M ANGADI	17S16001	C01	13	30	52.00	40.00
			C02	14	30	56.00	40.00
			C03	17	41	68.00	54.67
			C04	14	41	56.00	54.67
			C05	23	62	92.00	82.67
			C06	24	104	96.00	83.20

2	AMRUTA S HATTI	17S16002	C01	14	49	56.00	65.33
			C02	12	39	48.00	52.00
			C03	20	50	80.00	66.67
			C04	19	44	76.00	58.67
			C05	21	58	84.00	77.33
			C06	24	103	96.00	82.40
3	GIRISH SATIHAL	17S16007	C01	14	41	56.00	54.67
			C02	11	30	44.00	40.00
			C03	13	49	52.00	65.33
			C04	15	40	60.00	53.33
			C05	22	59	88.00	78.67
			C06	24	92	96.00	73.60
4	LATHA HIREMATH	17S16008	C01	18	53	72.00	70.67
			C02	16	30	64.00	40.00
			C03	18	56	72.00	74.67
			C04	17	48	68.00	64.00
			C05	23	58	92.00	77.33
			C06	21	100	84.00	80.00
5	LAXMI KAMATE	17S16009	C01	14	44	56.00	58.67
			C02	11	33	44.00	44.00
			C03	15	43	60.00	57.33
			C04	9	38	36.00	50.67
			C05	23	61	92.00	81.33
			C06	24	95	96.00	76.00
			C01	13	40	52.00	53.33

6	MADHURA ITI	17S16010	C02	11	30	44.00	40.00
			C03	19	44	76.00	58.67
			C04	6	39	24.00	52.00
			C05	23	61	92.00	81.33
			C06	15	80	60.00	64.00
			7	MAHALAXMI A BALI	17S16011	C01	17
C02	11	32				44.00	42.67
C03	16	44				64.00	58.67
C04	16	42				64.00	56.00
C05	22	59				88.00	78.67
C06	15	98				60.00	78.40
8	MALLESH ODTAR	17S16012	C01	17	54	68.00	72.00
			C02	12	30	48.00	40.00
			C03	19	60	76.00	80.00
			C04	15	42	60.00	56.00
			C05	23	57	92.00	76.00
			C06	18	95	72.00	76.00
9	MEGHANA PADAGURI	17S16015	C01	13	44	52.00	58.67
			C02	11	30	44.00	40.00
			C03	20	41	80.00	54.67
			C04	7	46	28.00	61.33
			C05	21	62	84.00	82.67
			C06	19	85	76.00	68.00
			C01	15	40	60.00	53.33
			C02	18	30	72.00	40.00
			C03	18	34	72.00	45.33

10	NETRA PIJER	17S16018	C04	19	45	76.00	60.00
			C05	21	62	84.00	82.67
			C06	23	96	92.00	76.80
M.Sc. IV Semester PHYSICS 2020-21							
Sl. No.	NAME OF THE STUDENTS	REG. NO.	CO	IA (TH)	SEM END (TH)	IA (TH) %	SEM END (TH)%
1	ANUPAMA PATIL	18S16005	C01	20	48	80.00	64.00
			C02	24	47	96.00	62.67
			C03	24	52	96.00	69.33
			C04	24	32	96.00	42.67
			C05	24	64	96.00	85.33
			C06	24	110	96.00	88.00
2	ANUSHA HIREMATH	18S16006	C01	22	42	88.00	56.00
			C02	22	30	88.00	40.00
			C03	22	30	88.00	40.00
			C04	22	30	88.00	40.00
			C05	22	62	88.00	82.67
			C06	24	82	96.00	65.60
3	ASHA AKKANAVAR	18S16007	C01	19	54	76.00	72.00
			C02	22	35	88.00	46.67
			C03	22	37	88.00	49.33
			C04	22	44	88.00	58.67
			C05	23	62	92.00	82.67
			C06	17	110	68.00	88.00
			C01	20	44	80.00	58.67
			C02	22	46	88.00	61.33

4	ASHWINI A CHOUKA	18S16008	C03	23	32	92.00	42.67
			C04	23	30	92.00	40.00
			C05	23	62	92.00	82.67
			C06	24	110	96.00	88.00
5	MAHABUBBI KANAVALLI	18S16011	C01	24	42	96.00	56.00
			C02	24	34	96.00	45.33
			C03	24	48	96.00	64.00
			C04	24	36	96.00	48.00
			C05	23	68	92.00	90.67
			C06	24	111	96.00	88.80
6	NAINA DOSUZA	18S16014	C01	21	48	84.00	64.00
			C02	21	43	84.00	57.33
			C03	22	38	88.00	50.67
			C04	22	36	88.00	48.00
			C05	23	65	92.00	86.67
			C06	25	106	100.00	84.80
7	POOJA	18S16016	C01	20	48	80.00	64.00
			C02	22	45	88.00	60.00
			C03	23	54	92.00	72.00
			C04	22	42	88.00	56.00
			C05	20	58	80.00	77.33
			C06	25	96	100.00	76.80
8	PRADEEP HILIGOI	18S16017	C01	20	56	80.00	74.67
			C02	23	40	92.00	53.33
			C03	24	46	96.00	61.33
			C04	24	45	96.00	60.00

8	PRADIP HOLEGALE	18S16017	C05	22	63	88.00	84.00
			C06	23	82	92.00	65.60
9	SEEMA G HALLI	18S16023	C01	24	44	96.00	58.67
			C02	24	38	96.00	50.67
			C03	24	43	96.00	57.33
			C04	24	50	96.00	66.67
			C05	24	60	96.00	80.00
			C06	19	112	76.00	89.60
10	SOUBHAGYA CHANNASHATTI	18S16026	C01	22	40	88.00	53.33
			C02	22	31	88.00	41.33
			C03	22	32	88.00	42.67
			C04	22	32	88.00	42.67
			C05	19	60	76.00	80.00
			C06	24	83	96.00	66.40

M.Sc. IV Semester PHYSICS 2021-22

Sl. No.	NAME OF THE STUDENTS	REG. NO.	CO	IA (TH)	SEM END (TH)	IA (TH) %	SEM END (TH)%
1	CHITRIKA KOPPAD	19S16005	C01	18	43	72.00	57.33
			C02	21	39	84.00	52.00
			C03	19	44	76.00	58.67
			C04	18	34	72.00	45.33
			C05	21	57	84.00	76.00
			C06	22	114	88.00	91.20
			C01	19	45	76.00	60.00
			C02	18	35	72.00	46.67
			C03	19	30	76.00	40.00

2	KISHOR S MULAGUND	19S16008	C04	17	30	68.00	40.00
			C05	19	60	76.00	80.00
			C06	25	102	100.00	81.60
3	NAGESH	19S16011	C01	21	48	84.00	64.00
			C02	21	35	84.00	46.67
			C03	19	30	76.00	40.00
			C04	18	30	72.00	40.00
			C05	22	57	88.00	76.00
			C06	24	103	96.00	82.40
4	PRASHANT	19S16012	C01	15	38	60.00	50.67
			C02	18	33	72.00	44.00
			C03	17	30	68.00	40.00
			C04	15	30	60.00	40.00
			C05	21	59	84.00	78.67
			C06	22	113	88.00	90.40
5	PRIYANKA NAGANURMATH	19S16013	C01	23	46	92.00	61.33
			C02	20	43	80.00	57.33
			C03	22	30	88.00	40.00
			C04	17	39	68.00	52.00
			C05	23	65	92.00	86.67
			C06	25	116	100.00	92.80
6	SAMPADA P PATIL	19S16014	C01	20	34	80.00	45.33
			C02	21	37	84.00	49.33
			C03	22	33	88.00	44.00
			C04	21	39	84.00	52.00
			C05	20	60	80.00	80.00

			C06	25	110	100.00	88.00
7	SUPRIYA IRESHANAVAR	19S16016	C01	21	41	84.00	54.67
			C02	21	55	84.00	73.33
			C03	21	31	84.00	41.33
			C04	21	44	84.00	58.67
			C05	24	62	96.00	82.67
			C06	25	115	100.00	92.00
8	UZMANAZ SADRJI	19S16018	C01	21	52	84.00	69.33
			C02	19	36	76.00	48.00
			C03	21	37	84.00	49.33
			C04	22	46	88.00	61.33
			C05	19	58	76.00	77.33
			C06	24	114	96.00	91.20
9	VEERESH	19S16020	C01	20	52	80.00	69.33
			C02	18	51	72.00	68.00
			C03	18	52	72.00	69.33
			C04	18	62	72.00	82.67
			C05	23	63	92.00	84.00
			C06	24	117	96.00	93.60

M.Sc. IV Semester (CBCS) PHYSICS -2022-23							
Sl. No.	NAME OF THE STUDENTS	REG. NO.	CO	IA (TH)	SEM END (TH)	IA (TH) %	SEM END (TH)%
1	AKSHATA P.M	20S16002	C01	15	53	60.00	70.67
			C02	20	39	80.00	52.00
			C03	20	43	80.00	57.33

1	ANSHUL K. J.	20S16002	C04	18	40	72.00	53.33
			C05	23	61	92.00	81.33
			C06	23	102	92.00	81.60
2	AHSWINI K.	20S16003	C01	20	41	80.00	54.67
			C02	25	53	100.00	70.67
			C03	17	48	68.00	64.00
			C04	21	49	84.00	65.33
			C05	24	63	96.00	84.00
			C06	23	107	92.00	85.60
3	AVINASH PATIL	20S16004	C01	18	48	72.00	64.00
			C02	20	54	80.00	72.00
			C03	19	45	76.00	60.00
			C04	20	46	80.00	61.33
			C05	23	64	92.00	85.33
			C06	24	110	96.00	88.00
4	CHINMAYI MALIMATH	20S16005	C01	20	54	80.00	72.00
			C02	23	43	92.00	57.33
			C03	24	42	96.00	56.00
			C04	24	38	96.00	50.67
			C05	24	64	96.00	85.33
			C06	23	110	92.00	88.00
5	HARSHA N.P.	20S16007	C01	10	37	40.00	49.33
			C02	14	30	56.00	40.00
			C03	13	30	52.00	40.00
			C04	14	30	56.00	40.00
			C05	24	59	96.00	78.67
			C06	25	114	100.00	91.20
6	HARSHA R. YAMANUR	20S16008	C01	21	40	84.00	53.33
			C02	22	56	88.00	74.67
			C03	24	43	96.00	57.33
			C04	20	37	80.00	49.33
			C05	24	64	96.00	85.33
			C06	24	110	96.00	88.00
			C01	21	46	84.00	61.33

7	HAZRATBI MULLA	20S16009	C02	18	48	72.00	64.00
			C03	19	48	76.00	64.00
			C04	15	48	60.00	64.00
			C05	24	66	96.00	88.00
			C06	23	117	92.00	93.60
8	LATA PATIL	20S16011	C01	18	51	72.00	68.00
			C02	23	46	92.00	61.33
			C03	23	47	92.00	62.67
			C04	23	44	92.00	58.67
			C05	23	64	92.00	85.33
9	LAVANYA ANGADI	20S16012	C01	11	53	44.00	70.67
			C02	15	38	60.00	50.67
			C03	9	31	36.00	41.33
			C04	11	42	44.00	56.00
			C05	24	64	96.00	85.33
10	NIVEDITA KULRAGERI	20S16014	C01	16	37	64.00	49.33
			C02	19	46	76.00	61.33
			C03	20	43	80.00	57.33
			C04	20	39	80.00	52.00
			C05	23	63	92.00	84.00
			C06	24	110	96.00	88.00